

Principal PRS Plus Principal RetireEasy Income - Class C

31 March 2024

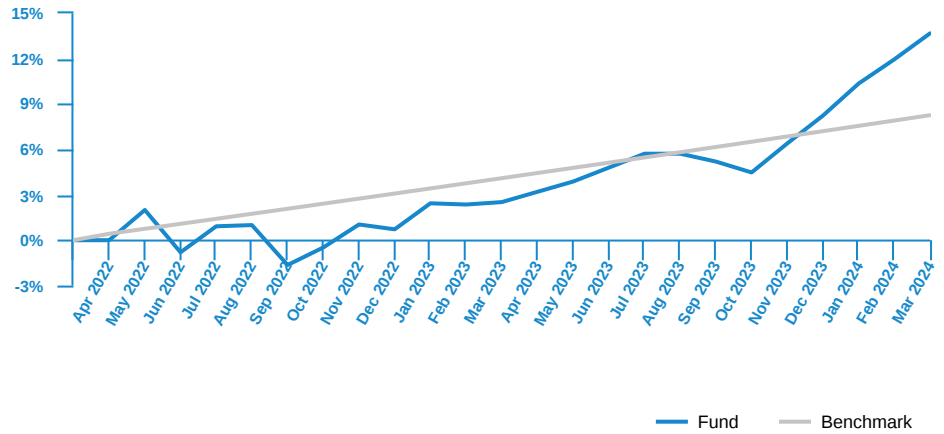
Fund Objective

The Fund aims to provide sustainable total return and to grow the total investment over the long term. The Fund aims to achieve its objective by investing primarily in a diversified portfolio of income generating assets. The Fund will seek exposure from various asset classes which includes but not limited to equities, debt securities, money market instruments and/or Deposits, which can be accessed directly through the market or indirectly via CIS (including ETF and REITs).

Fund Information

ISIN Code	MYU0100A2811
Lipper ID	68706490
Bloomberg Ticker	PRPRICM MK
Domicile	Malaysia
Currency	MYR
Base Currency	MYR
Fund Inception	20 Apr 2022
Benchmark	The performance of this Fund cannot be compared directly with any specific publicly available benchmark. However, the Fund has a target return of 4.0% - 5.0% per annum over rolling 5-year.
Application Fee	Up to 0.50% of the NAV
Management Fee	1.30% p.a. of the NAV
Trustee Fee	0.04% p.a. of the NAV
Fund Size (MYR)	MYR 4.24 million
Fund Unit	14.90 million units
NAV per unit (As at 31 Mar 2024)	MYR 0.2842
Initial Offering Period (IOP) Date	11 May 2022
Initial Offering Period (IOP) Price	MYR 0.25

Fund Performance



Past performance does not guarantee future results. Asset allocation and diversification do not ensure a profit or protect against a loss.

Cumulative Performance (%)		YTD	1M	3M	6M	1Y	3Y	5Y	Since Inception
Fund		5.03	1.54	5.03	8.06	10.89	N/A	N/A	13.68
Benchmark		0.98	0.33	0.98	1.98	4.00	N/A	N/A	8.27

Calendar Year Returns (%)		2023	2022	2021	2020	2019	2018
Fund		7.47	N/A	N/A	N/A	N/A	N/A
Benchmark		4.00	N/A	N/A	N/A	N/A	N/A

Note: April 2022 to March 2024.

Performance data represents the combined income & capital return as a result of holding units in the fund for the specified length of time, based on bid to bid prices. Earnings are assumed to be reinvested.

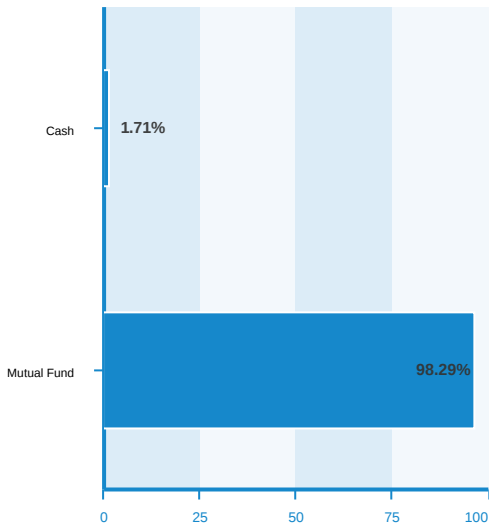
Annualised yield is calculated as the most recent monthly dividend distribution multiplied by the Fund's dividend frequency and divided by the latest NAV.

Source : Lipper

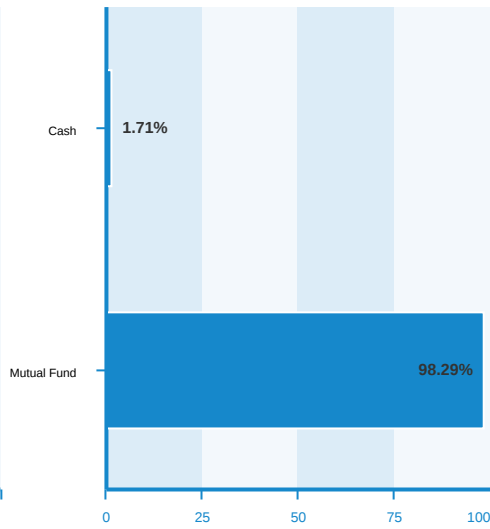
Top Holdings	Country	% of Net Assets	Fund Risk Statistics
Principal Lifetime Bond Fund	Malaysia	41.34	Beta -
PGIS GlobalBond HInstUSDAcc	Ireland	21.65	Information Ratio -
Principal Global Titans Fund MYR	Malaysia	11.81	Sharpe Ratio -
Principal Asia Pacific Dynamic Growth Fund MYR	Malaysia	6.55	(3 years monthly data)
Principal Asia Pacific Dynamic Income Fund	Malaysia	6.48	
Principal Malaysia Titans Fund	Malaysia	4.75	
Principal Malaysia Enhanced Opportunities Fund	Malaysia	4.68	
Principal Small Cap Opportunities Fund	Malaysia	1.03	

The holdings listed do not constitute a recommendation to purchase or sell a particular security. Any repeated issuer shown means same issuer with different coupon rate and/or maturity date. Cash and/or derivative positions that are not part of the core investment strategy will not be reflected in the top holdings list.

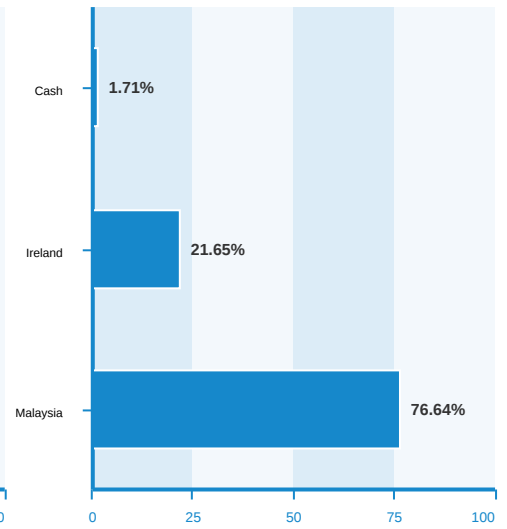
Asset Allocation (%)



Sector Allocation (%)



Regional Allocation (%)



Fund holdings and allocations shown are unaudited and may not be representative of current or future investments. Percentages may not add up to 100% due to rounding and/or inclusion or exclusion of cash will not be reflected in the top holdings list.

The contents in this printed material is intended for your general information only and must not be construed as an offer or a recommendation to invest in our Funds and neither does it take into account any investor's particular circumstances. Principal PRS Plus Fourth Replacement Disclosure Document dated 23 September 2022 (known as "Disclosure Document") have been duly registered with the Securities Commission Malaysia ("SC"). We recommend that you read and understand the contents of the Disclosure Document before contributing and that you keep the said Disclosure Document for your records. Any issue of units to which the Disclosure Document relate will only be made upon receipt of the completed application form referred to in and accompanying the Disclosure Document, subject to the terms and conditions therein. You can obtain a copy of the Disclosure Document from the head office of Principal Asset Management Berhad or from any of our approved distributors. There are fees and charges involved in contributing in the private retirement scheme. We suggest that you consider these fees and charges carefully prior to making a contribution. Unit prices and income distributions, if any, may fall or rise. Past performance is not reflective of future performance and income distributions are not guaranteed. Investments in Principal RetireEasy Income are exposed to stock specific risk, credit and default risk, interest rate risk, country risk, currency risk, risks associated with investment in warrants/options, risks associated with investment in CIS and risk associated with unconstrained portfolio. The name "PRS Plus" is the name of the private retirement scheme solution by the PRS Provider. It does not in any way connote or warrant that this Scheme will necessarily outperform other private retirement schemes or has additional features that may be lacking in other private retirement scheme solutions. Product Highlight Sheet ("PHS") is available and that investors have the right to request for a PHS; and the PHS and any other product Disclosure Documents should be read and understood before making any investment decision. Note: The risk profile of the Fund is not the same as the risk profile of the benchmark.

Carefully consider a fund's objective, risks, charges and expenses.

Visit www.principal.com.my for a prospectus containing this and other information. Please read it carefully before investing.