

Principal PRS Plus Asia Pacific Ex Japan Equity - Class A

31 March 2024

Fund Objective

The Fund seeks to provide capital growth over the long-term by investing in a target fund with investments in the Asia Pacific ex Japan region. The Fund will invest at least 85% of its NAV in the Principal Asia Pacific Dynamic Income Fund (Target Fund), which invests in the Asia Pacific ex Japan region. The Fund may also maintain up to 15% of its NAV in liquid assets. The Target Fund aims to provide regular income by investing primarily in the Asia Pacific ex Japan region and at the same time aims to achieve capital appreciation over the medium to long term.

Lipper Score

Total Return

Consistent Return

3

4

Morningstar Rating

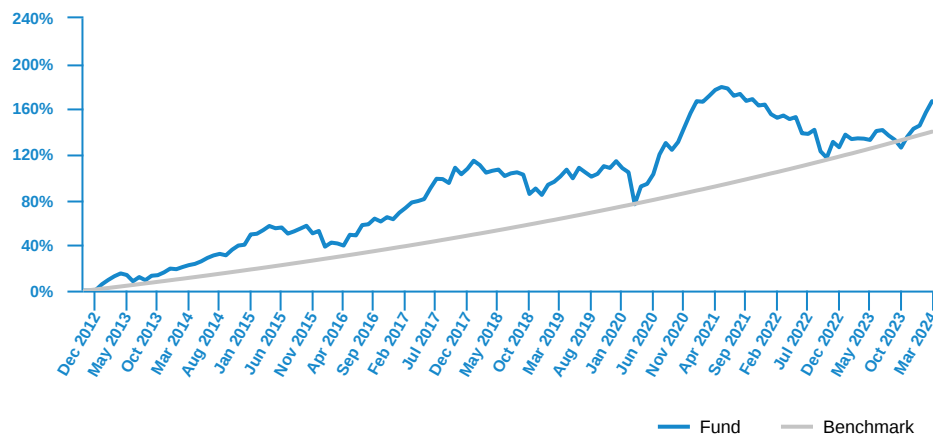
Sustainability



Fund Information

ISIN Code	MYU1000EH004
Lipper ID	68179609
Bloomberg Ticker	CPAEJEA MK
Domicile	Malaysia
Currency	MYR
Base Currency	MYR
Fund Inception	12 Nov 2012
Benchmark	The Fund has a target return of 8% per annum. This is not a guaranteed return and is only a measurement of the Fund's performance. The Fund may not achieve the target return in any particular financial year but targets to achieve long-term growth.
Application Fee	Up to 3.00% of the NAV
Management Fee	1.40% p.a. of the NAV of the Fund
Trustee Fee	0.04% p.a. of the NAV of the Fund
Fund Size (MYR)	MYR 328.9 million
Fund Unit	282.00 million units
NAV per unit (As at 31 Mar 2024)	MYR 1.1663
Initial Offering Period (IOP) Date	3 Dec 2012
Initial Offering Period (IOP) Price	MYR 0.50

Fund Performance



Past performance does not guarantee future results. Asset allocation and diversification do not ensure a profit or protect against a loss.

Cumulative Performance (%)								
	YTD	1M	3M	6M	1Y	3Y	5Y	Since Inception
Fund	10.03	3.88	10.03	14.66	14.00	-1.67	33.06	166.99
Benchmark	1.93	0.65	1.93	3.93	8.02	25.99	46.96	140.13

Calendar Year Returns (%)						
	2023	2022	2021	2020	2019	2018
Fund	7.19	-14.24	2.94	19.78	16.14	-11.14
Benchmark	8.00	8.00	8.00	8.00	8.00	8.00

Most Recent Fund Distributions				2022 Aug	2021 Oct	2020 Dec
Gross (sen/unit)				2.78	6.12	7.23
Annualised Yield (%)				8.43	11.08	5.75

Note: November 2012 to March 2024.

Performance data represents the combined income & capital return as a result of holding units in the fund for the specified length of time, based on bid to bid prices. Earnings are assumed to be reinvested.

Annualised yield is calculated as the most recent monthly dividend distribution multiplied by the Fund's dividend frequency and divided by the latest NAV.

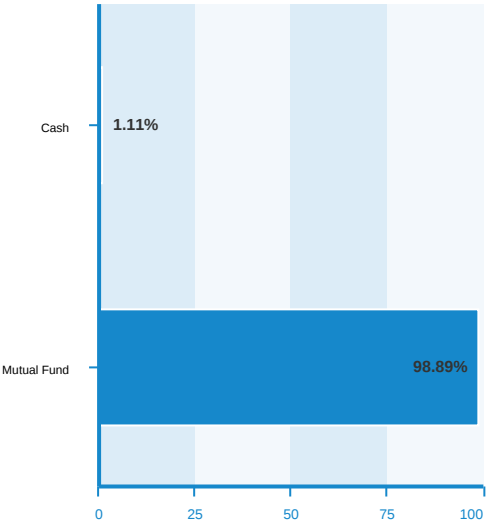
Source : Lipper

Top Holdings	Country	% of Net Assets	Fund Risk Statistics	
Principal Asia Pacific Dynamic Income Fund - Class MYR	Malaysia	98.89	Beta	N/A
			Information Ratio	-0.23
			Sharpe Ratio	-0.10

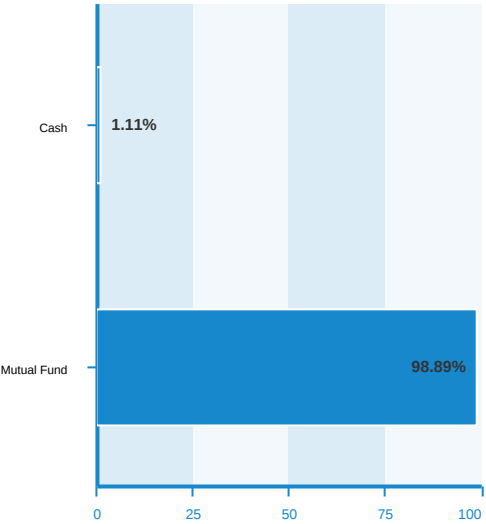
(3 years monthly data)

The holdings listed do not constitute a recommendation to purchase or sell a particular security. Any repeated issuer shown means same issuer with different coupon rate and/or maturity date. Cash and/or derivative positions that are not part of the core investment strategy will not be reflected in the top holdings list.

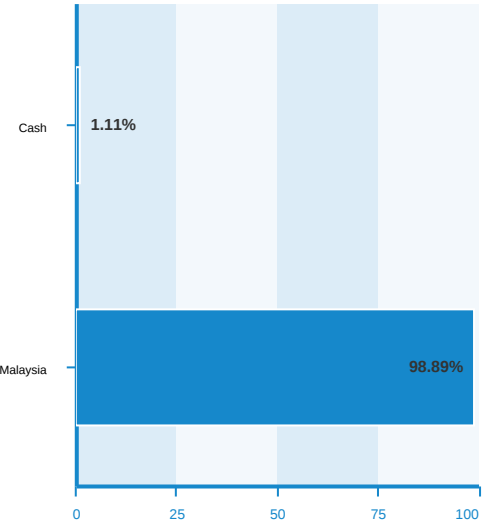
Asset Allocation (%)



Sector Allocation (%)



Regional Allocation (%)



Fund holdings and allocations shown are unaudited and may not be representative of current or future investments. Percentages may not add up to 100% due to rounding and/or inclusion or exclusion of cash will not be reflected in the top holdings list.

The contents in this printed material is intended for your general information only and must not be construed as an offer or a recommendation to invest in our Funds and neither does it take into account any investor's particular circumstances. Principal PRS Plus Fourth Replacement Disclosure Document dated 23 September 2022 (known as "Disclosure Document") have been duly registered with the Securities Commission Malaysia ("SC"). We recommend that you read and understand the contents of the Disclosure Document before contributing and that you keep the said Disclosure Document for your records. Any issue of units to which the Disclosure Document relate will only be made upon receipt of the completed application form referred to in and accompanying the Disclosure Document, subject to the terms and conditions therein. You can obtain a copy of the Disclosure Document from the head office of Principal Asset Management Berhad or from any of our approved distributors. There are fees and charges involved in contributing in the private retirement scheme. We suggest that you consider these fees and charges carefully prior to making a contribution. Unit prices and income distributions, if any, may fall or rise. Past performance is not reflective of future performance and income distributions are not guaranteed. Investments in Principal PRS Plus Asia Pacific Ex Japan Equity are exposed to risks associated with investment in the Target Fund. Target Fund's risks include stock specific risk, country risk, liquidity risk, currency risk, credit and default risk, interest rate risk, risk associated with investing in CIS and risk of investing in emerging markets. The name "PRS Plus" is the name of the private retirement scheme solution by the PRS Provider. It does not in any way connote or warrant that this Scheme will necessarily outperform other private retirement schemes or has additional features that may be lacking in other private retirement scheme solutions. Product Highlight Sheet ("PHS") is available and that investors have the right to request for a PHS; and the PHS and any other product Disclosure Documents should be read and understood before making any investment decision. Note: The risk profile of the Fund is not the same as the risk profile of the benchmark.

Carefully consider a fund's objective, risks, charges and expenses.
Visit www.principal.com.my for a prospectus containing this and other information. Please read it carefully before investing.