

# Principal Next-G Connectivity Fund - Class USD

30 June 2024

## Fund Objective

The Fund aims to achieve capital appreciation through investments in one (1) collective investment scheme, which invests in mobile internet and connectivity related securities. The Fund is a feeder fund and it invests in a single CIS, i.e. Neuberger Berman 5G Connectivity Fund (Target Fund). The Fund may also invest in liquid assets for liquidity purpose. In order to achieve its investment objective, the Fund will invest at least 95% of its NAV in the Target Fund and may also invest up to 5% of its NAV in liquid assets for liquidity purpose.

## Lipper Score

Total Return

Consistent Return

4

4

## Morningstar Rating

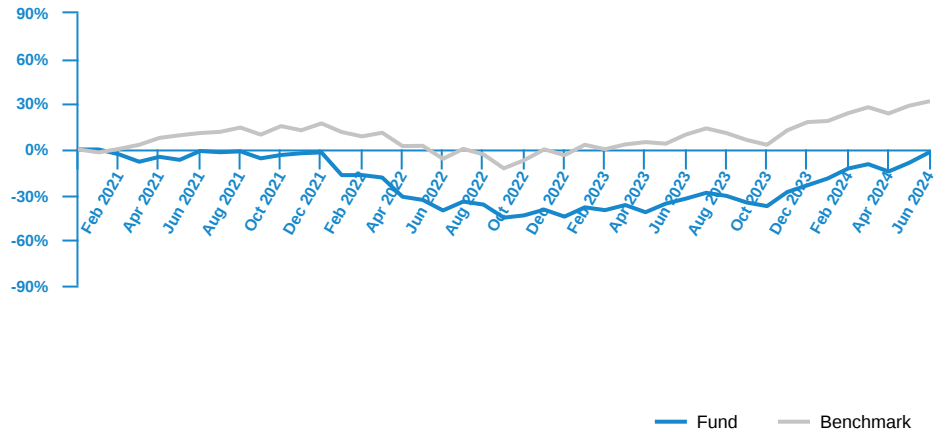
Sustainability



## Fund Information

<b>ISIN Code</b>	MYU1002GW004
<b>Lipper ID</b>	68640918
<b>Bloomberg Ticker</b>	PRPNCCU MK
<b>Domicile</b>	Malaysia
<b>Currency</b>	USD
<b>Base Currency</b>	USD
<b>Fund Inception</b>	16 Jan 2021
<b>Benchmark</b>	The Fund adheres to the benchmark of the Target Fund for performance comparison. Currently, benchmark of the Target Fund is MSCI All-Country World Index (ACWI) (Total Return, net of tax, USD)
<b>Application Fee</b>	Up to 5.00% of the NAV per unit
<b>Management Fee</b>	Up to 1.80% per annum of the NAV of the Class
<b>Trustee Fee</b>	Up to 0.03% per annum of the NAV of the Fund
<b>Fund Size (USD)</b>	USD 2.53 million
<b>Fund Unit</b>	2.59 million units
<b>NAV per unit (As at 30 Jun 2024)</b>	USD 0.9801
<b>Initial Offering Period (IOP) Date</b>	6 Feb 2021
<b>Initial Offering Period (IOP) Price</b>	USD 1.00

## Fund Performance



Past performance does not guarantee future results. Asset allocation and diversification do not ensure a profit or protect against a loss.

Cumulative Performance (%)								
	YTD	1M	3M	6M	1Y	3Y	5Y	Since Inception
<b>Fund</b>	28.37	7.61	8.56	28.37	45.14	-0.98	N/A	-1.99
<b>Benchmark</b>	11.58	2.26	3.01	11.58	19.92	18.88	N/A	31.80

Calendar Year Returns (%)							
	2023	2022	2021	2020	2019	2018	
<b>Fund</b>	37.34	-43.30	N/A	N/A	N/A	N/A	
<b>Benchmark</b>	22.81	-17.96	N/A	N/A	N/A	N/A	

Note: January 2021 to June 2024.

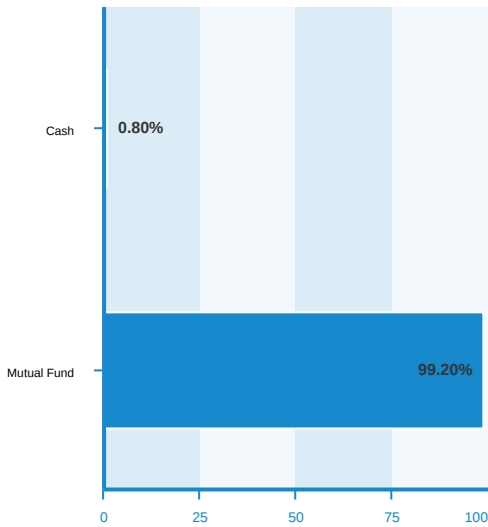
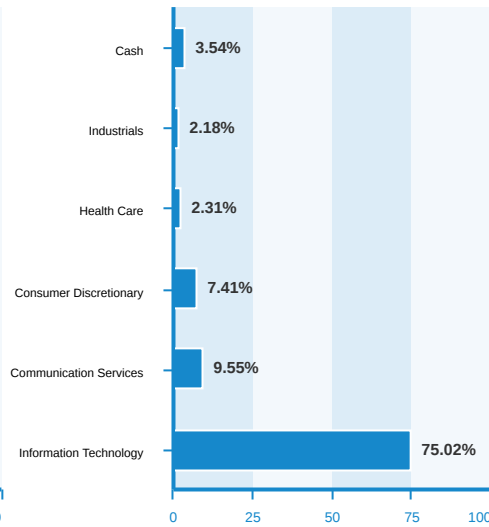
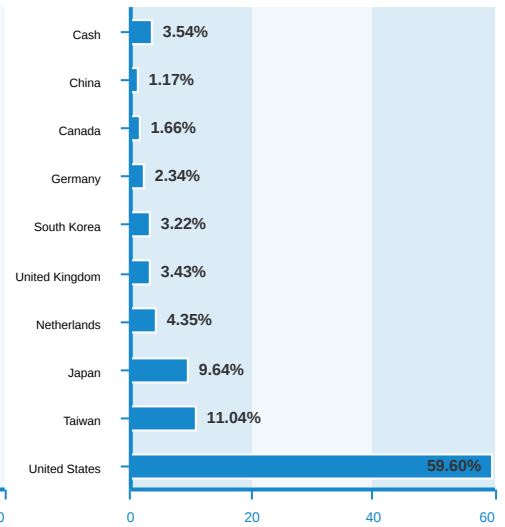
Performance data represents the combined income & capital return as a result of holding units in the fund for the specified length of time, based on bid to bid prices. Earnings are assumed to be reinvested.

Annualised yield is calculated as the most recent monthly dividend distribution multiplied by the Fund's dividend frequency and divided by the latest NAV.

Source : Lipper

Top Holdings *	Country	% of Net Assets	Fund Risk Statistics	
NVIDIA Corporation	United States	5.21	<b>Beta</b>	1.33
Taiwan Semiconductor Manufacturing	Taiwan	4.82	<b>Information Ratio</b>	-0.12
Amazon.com Inc.	United States	4.58	<b>Sharpe Ratio</b>	-0.04
Meta Platforms Inc	United States	3.79	(3 years monthly data)	
ARM Holdings Plc	United Kingdom	3.43		
Advantest Corporation	Japan	3.30		
SK hynix Inc	South Korea	3.22		
MediaTek Inc	Taiwan	3.15		
Broadcom Inc	United States	3.06		
Microsoft Corporation	United States	3.05		

The holdings listed do not constitute a recommendation to purchase or sell a particular security. Any repeated issuer shown means same issuer with different coupon rate and/or maturity date. Cash and/or derivative positions that are not part of the core investment strategy will not be reflected in the top holdings list.

**Asset Allocation (%)****Sector Allocation (%) \*****Regional Allocation (%) \***

\* Of the target fund

Fund holdings and allocations shown are unaudited and may not be representative of current or future investments. Percentages may not add up to 100% due to rounding and/or inclusion or exclusion of cash will not be reflected in the top holdings list.

**Fund Manager's Report**

The Fund rose 7.61% during the month, outperformed the benchmark by 5.35%.

The equities market saw notable developments in the month of June 2024, with broad market index continuing its upward trajectory, marking gains for the first half of the year. Companies involved in sectors such as semiconductors, cloud computing, and artificial intelligence (AI) experienced significant growth.

The drive towards 5G and advancement in connectivity infrastructure have been major catalyst for growth. Companies that are integral to the development, benefitted from increased demand. The trend is expected to continue as more industries adopt to AI and connectivity solutions to enhance operations and services.

The broader tech sector's momentum was supported by positive earnings reports and investor optimism about the future of technology and connectivity. This optimism is reflected in the rising profit margins and earnings estimates for tech companies, which has been revising upwards, signaling strong future performance.

We recommend that you read and understand the contents of the Information Memorandum for the Principal Next-G Connectivity Fund dated 16 January 2021 which has been deposited with Securities Commission Malaysia before investing and that you keep the said Information Memorandums for your record. Any issue of units to which the Information Memorandums relates will only be made upon receipt of the completed application form referred to in and accompanying the Information Memorandums, subject to the terms and conditions therein. The general risks are returns not guaranteed, market risk, inflation risk and financing risk. The specific risks of the fund are currency risk, Fund Manager risk and country risk. You can obtain a copy of the Information Memorandums from the head office of Principal Asset Management Berhad or from any of our approved distributors. Product Highlight Sheet ("PHS") is available and that investors have the right to request for a PHS; and the PHS and any other product disclosure document should be read and understood before making any investment decision. There are fees and charges involved in investing in the funds. We suggest that you consider these fees and charges carefully prior to making an investment. Unit prices and income distributions, if any, may fall or rise. Past performance is not reflective of future performance and income distributions are not guaranteed. You are also advised to read and understand the contents of the Financing for Investment in Unit Trust Risk Disclosure Statement/Unit Trust Loan Financing Risk Disclosure Statement before deciding to obtain financing to purchase units. All performance figures have been extracted from Lipper.

Carefully consider a fund's objective, risks, charges and expenses.

Visit [www.principal.com.my](http://www.principal.com.my) for a prospectus containing this and other information. Please read it carefully before investing.