

Principal Next-G Connectivity Fund - Class SGD-Hedged

31 March 2024

Fund Objective

The Fund aims to achieve capital appreciation through investments in one (1) collective investment scheme, which invests in mobile internet and connectivity related securities. The Fund is a feeder fund and it invests in a single CIS, i.e. Neuberger Berman 5G Connectivity Fund (Target Fund). The Fund may also invest in liquid assets for liquidity purpose. In order to achieve its investment objective, the Fund will invest at least 95% of its NAV in the Target Fund and may also invest up to 5% of its NAV in liquid assets for liquidity purpose.

Lipper Score

Total Return

Consistent Return

3

4

Morningstar Rating

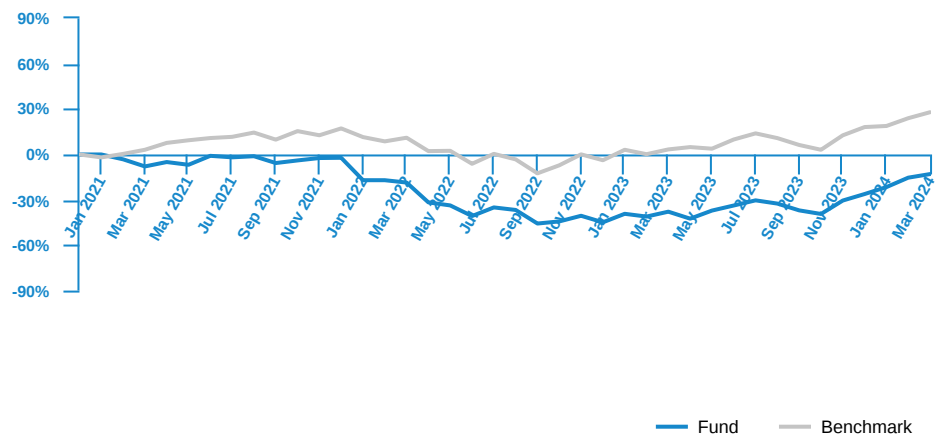
Sustainability



Fund Information

ISIN Code	MYU1001GQ008
Lipper ID	68640921
Bloomberg Ticker	PRPNCCS MK
Domicile	Malaysia
Currency	SGD
Base Currency	USD
Fund Inception	16 Jan 2021
Benchmark	The Fund adheres to the benchmark of the Target Fund for performance comparison. Currently, benchmark of the Target Fund is MSCI All-Country World Index (ACWI) (Total Return, net of tax, USD)
Application Fee	Up to 5.00% of the NAV per unit
Management Fee	Up to 1.80% per annum of the NAV of the Class.
Trustee Fee	Up to 0.03% per annum of the NAV of the Fund.
Fund Size (SGD)	SGD 1.54 million
Fund Unit	1.77 million units
NAV per unit (As at 31 Mar 2024)	SGD 0.8704
Initial Offering Period (IOP) Date	6 Feb 2021
Initial Offering Period (IOP) Price	SGD 1.00

Fund Performance



Past performance does not guarantee future results. Asset allocation and diversification do not ensure a profit or protect against a loss.

Cumulative Performance (%)								
	YTD	1M	3M	6M	1Y	3Y	5Y	Since Inception
Fund	17.88	2.81	17.88	38.09	40.00	-5.48	N/A	-12.96
Benchmark	8.32	3.20	8.32	20.39	23.81	24.09	N/A	27.94

Calendar Year Returns (%)							
	2023	2022	2021	2020	2019	2018	
Fund	33.91	-43.63	N/A	N/A	N/A	N/A	
Benchmark	22.81	-17.96	N/A	N/A	N/A	N/A	

Note: January 2021 to March 2024.

Performance data represents the combined income & capital return as a result of holding units in the fund for the specified length of time, based on bid to bid prices. Earnings are assumed to be reinvested.

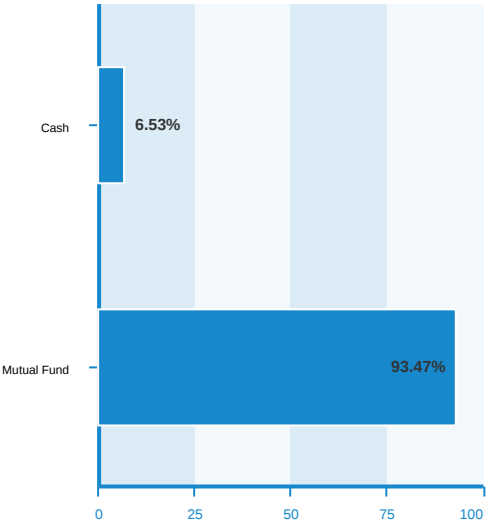
Annualised yield is calculated as the most recent monthly dividend distribution multiplied by the Fund's dividend frequency and divided by the latest NAV.

Source : Lipper

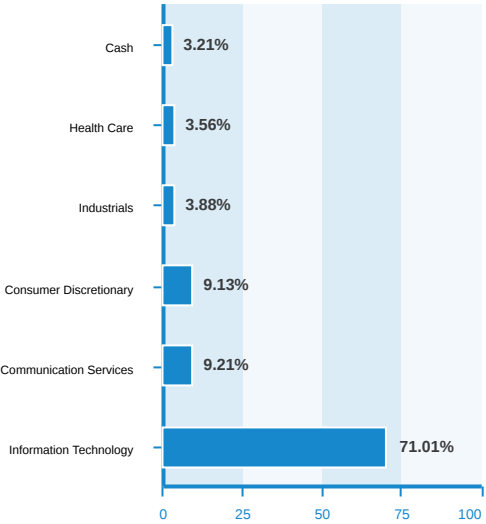
Top Holdings *	Country	% of Net Assets	Fund Risk Statistics	
NVIDIA Corporation	United States	4.82	Beta	1.66
Amazon.com, Inc.	United States	4.42	Information Ratio	-0.17
Taiwan Semiconductor Manufacturing	Taiwan	4.29	Sharpe Ratio	-0.05
Meta Platforms Inc	United States	3.78	(3 years monthly data)	
MediaTek Inc	Taiwan	3.49		
Advanced Micro Devices, Inc.	United States	3.49		
Vertiv Holdings Co.	United States	3.33		
Renesas Electronics Corporation	Japan	3.20		
Microsoft Corporation	United States	3.13		
T-Mobile US Inc.	United States	3.03		

The holdings listed do not constitute a recommendation to purchase or sell a particular security. Any repeated issuer shown means same issuer with different coupon rate and/or maturity date. Cash and/or derivative positions that are not part of the core investment strategy will not be reflected in the top holdings list.

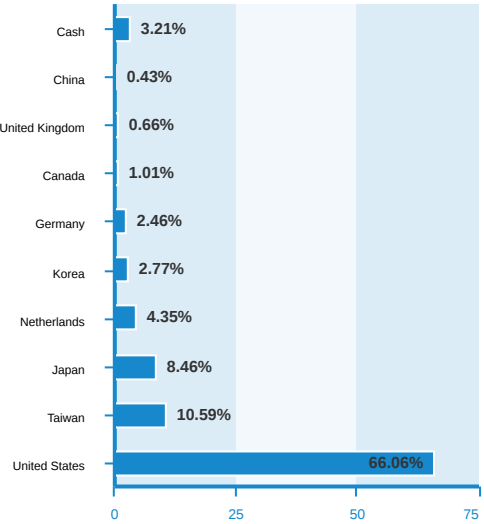
Asset Allocation (%)



Sector Allocation (%) *



Regional Allocation (%) *



* Of the target fund
Fund holdings and allocations shown are unaudited and may not be representative of current or future investments. Percentages may not add up to 100% due to rounding and/or inclusion or exclusion of cash will not be reflected in the top holdings list.

Fund Manager's Report

The Fund rose 2.81% during the month, underperformed the benchmark by 0.39%.

Global equity market rallied in March, buoyed by a mix of secular themes and generally consistent economic policies. The anticipation surrounding the U.S. Federal Reserve's March meeting was notable, given slightly hotter-than-expected recent inflation data. Despite the uncertainties, the Fed maintained its course, signaling that recent inflation readings had not changed the underlying trajectory of slowly easing price pressures in the U.S. and continues to expect a "Soft-landing".

The Fund outperformed the benchmark over the quarter, as AI-related exposure continued to post strong gains. Given the ongoing market volatility, the fund maintained a valuation discipline and focus on next-generation connectivity related companies with improving earnings visibility and strong secular tailwinds. The next-generation connectivity theme remained solid and visible, boosted by the race in AI and 5G infrastructure upgrades, the push for higher performance data centers, the rising strategic value of semiconductors, the proliferation of industrial IoT, and accelerating digitalization trends.

We recommend that you read and understand the contents of the Information Memorandum for the Principal Next-G Connectivity Fund dated 16 January 2021 which has been deposited with Securities Commission Malaysia before investing and that you keep the said Information Memorandums for your record. Any issue of units to which the Information Memorandums relates will only be made upon receipt of the completed application form referred to in and accompanying the Information Memorandums, subject to the terms and conditions therein. The general risks are returns not guaranteed, market risk, inflation risk and financing risk. The specific risks of the fund are currency risk, Fund Manager risk and country risk. You can obtain a copy of the Information Memorandums from the head office of Principal Asset Management Berhad or from any of our approved distributors. Product Highlight Sheet ("PHS") is available and that investors have the right to request for a PHS; and the PHS and any other product disclosure document should be read and understood before making any investment decision. There are fees and charges involved in investing in the funds. We suggest that you consider these fees and charges carefully prior to making an investment. Unit prices and income distributions, if any, may fall or rise. Past performance is not reflective of future performance and income distributions are not guaranteed. You are also advised to read and understand the contents of the Financing for Investment in Unit Trust Risk Disclosure Statement/Unit Trust Loan Financing Risk Disclosure Statement before deciding to obtain financing to purchase units. All performance figures have been extracted from Lipper.

Carefully consider a fund's objective, risks, charges and expenses.
Visit www.principal.com.my for a prospectus containing this and other information. Please read it carefully before investing.