

Principal Malaysia Government Bond Fund - Class D

29 February 2024



Fund Objective

The Fund aims to provide regular income through investments primarily in Malaysian government debt instruments. The Fund seeks to achieve its Fund objective by investing up to 98% of NAV in a portfolio of Malaysian government debt instruments, which includes but not limited to Malaysia Government Securities (MGS), Government Investment Issue (GII) and Government Guaranteed Issuances (GG). At least 2% of its NAV may be invested in money market instruments and/or Deposits for liquidity purposes.

Lipper Score

Total Return

1

Consistent Return

2

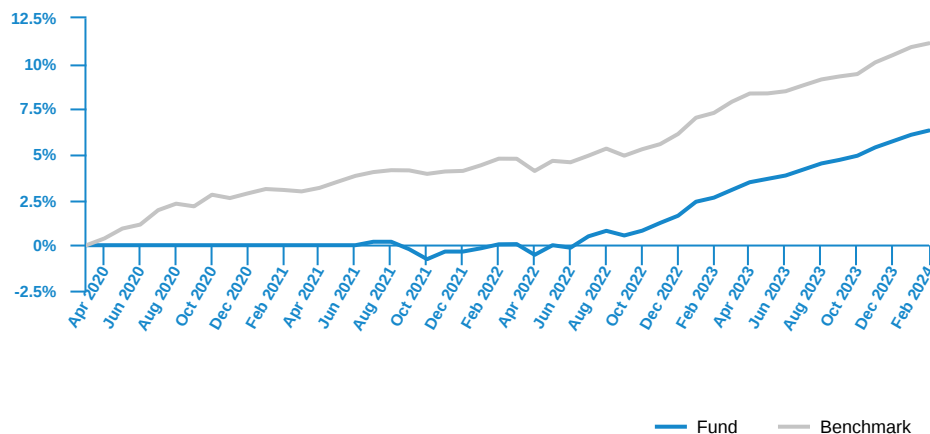
Morningstar Rating



Fund Information

ISIN Code	MYU1000HX004
Lipper ID	68604417
Bloomberg Ticker	PRMGBDM MK
Domicile	Malaysia
Currency	MYR
Base Currency	MYR
Fund Inception	15 Apr 2020
Benchmark	TR BPAM All Bond Index - Government - 1Y to 3Y
Application Fee	Nil
Management Fee	Up to 0.07% per annum
Trustee Fee	Up to 0.02% per annum
Fund Size (MYR)	MYR 657.61 million
Fund Unit	651.24 million units
NAV per unit (As at 29 Feb 2024)	MYR 1.0097
Initial Offering Period (IOP) Date	6 May 2020
Initial Offering Period (IOP) Price	MYR 1.00

Fund Performance



Past performance does not guarantee future results. Asset allocation and diversification do not ensure a profit or protect against a loss.

Cumulative Performance (%)								
	YTD	1M	3M	6M	1Y	3Y	5Y	Since Inception
Fund	0.55	0.22	0.88	1.74	3.61	6.32	N/A	6.32
Benchmark	0.58	0.19	0.96	1.83	3.58	7.84	N/A	11.13

Calendar Year Returns (%)	2023	2022	2021	2020	2019	2018
Fund	4.05	1.98	-0.35	N/A	N/A	N/A
Benchmark	4.10	1.95	1.21	N/A	N/A	N/A

Most Recent Fund Distributions	2024 Feb	2024 Jan	2023 Dec	2023 Sep	2023 Jun	2023 Mar
Gross (sen/unit)	0.20	0.21	0.27	0.66	0.66	0.45
Annualised Yield (%)	2.69	1.91	1.08	2.62	2.63	1.82

Note: April 2020 to February 2024.

Performance data represents the combined income & capital return as a result of holding units in the fund for the specified length of time, based on bid to bid prices. Earnings are assumed to be reinvested.

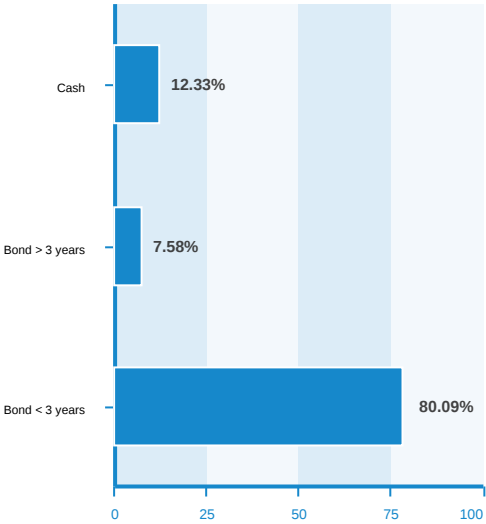
Annualised yield is calculated as the most recent monthly dividend distribution multiplied by the Fund's dividend frequency and divided by the latest NAV.

Source : Lipper

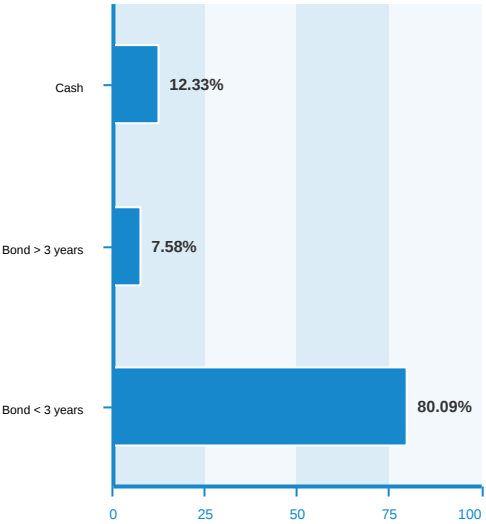
Top Holdings	Country	% of Net Assets	Fund Risk Statistics	
Malaysia Government Securities	Malaysia	18.41	Beta	0.85
GII Murabahah	Malaysia	11.43	Information Ratio	-0.25
GII Murabahah	Malaysia	7.58	Sharpe Ratio	-0.23
Pengurusan Air SPV Bhd	Malaysia	6.94	(3 years monthly data)	
GII Murabahah	Malaysia	6.12		
Malaysia Government Securities	Malaysia	6.09		
Malaysian Islamic Treasury Bils	Malaysia	5.99		
Malaysian Treasury Bills	Malaysia	5.95		
Malaysia Government Securities	Malaysia	4.59		
Jambatan Kedua Sdn Bhd	Malaysia	3.84		

The holdings listed do not constitute a recommendation to purchase or sell a particular security. Any repeated issuer shown means same issuer with different coupon rate and/or maturity date. Cash and/or derivative positions that are not part of the core investment strategy will not be reflected in the top holdings list.

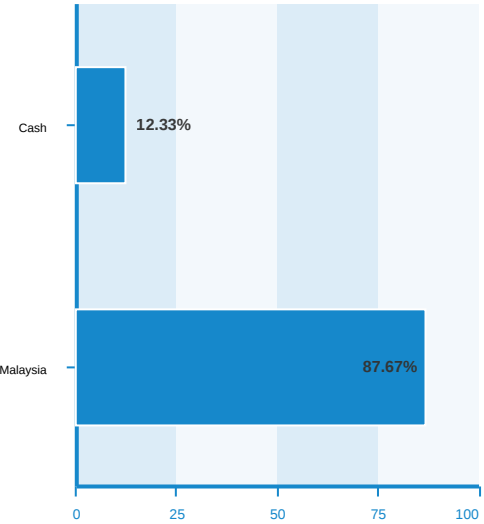
Asset Allocation (%)



Sector Allocation (%)



Regional Allocation (%)



Fund holdings and allocations shown are unaudited and may not be representative of current or future investments. Percentages may not add up to 100% due to rounding and/or inclusion or exclusion of cash will not be reflected in the top holdings list.

We recommend that you read and understand the contents of the Information Memorandum for the Principal Malaysia Government Bond Fund dated 15 April 2020 which has been deposited with Securities Commission Malaysia before investing and that you keep the said Information Memorandums for your record. Any issue of units to which the Information Memorandums relates will only be made upon receipt of the completed application form referred to in and accompanying the Information Memorandums, subject to the terms and conditions therein. The general risks are returns not guaranteed, market risk, inflation risk, manager risk and financing risk. The specific risks of the fund are interest rate risk, credit and default risk and liquidity risk. You can obtain a copy of the Information Memorandums from the head office of Principal Asset Management Berhad or from any of our approved distributors. Product Highlight Sheet ("PHS") is available and that investors have the right to request for a PHS; and the PHS and any other product disclosure document should be read and understood before making any investment decision. There are fees and charges involved in investing in the funds. We suggest that you consider these fees and charges carefully prior to making an investment. Unit prices and income distributions, if any, may fall or rise. Past performance is not reflective of future performance and income distributions are not guaranteed. You are also advised to read and understand the contents of the Financing for Investment in Unit Trust Risk Disclosure Statement/Unit Trust Loan Financing Risk Disclosure Statement before deciding to obtain financing to purchase units. All performance figures have been extracted from Lipper.

Carefully consider a fund's objective, risks, charges and expenses.
Visit www.principal.com.my for a prospectus containing this and other information. Please read it carefully before investing.