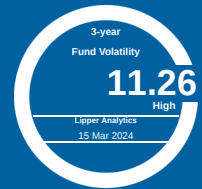


# Principal KLCI-Linked Fund

31 March 2024



## Fund Objective

The Fund aims to achieve medium to long-term capital appreciation by seeking to match the performance of the FTSE Bursa Malaysia KLCI. The Fund is an index fund which aims to track the movement of the FTSE Bursa Malaysia KLCI. The Fund's indexing strategy is to hold a representative sample of the securities that make up its underlying index. Thus, the Fund normally invests at least 90% of its NAV in the index stocks representing the top 95%-98% of the index weights. As such, the Fund may invest up to 30 index stocks, being the representative index stocks of the FTSE Bursa Malaysia KLCI.

## Lipper Score

Total Return



Consistent Return



## Morningstar Rating



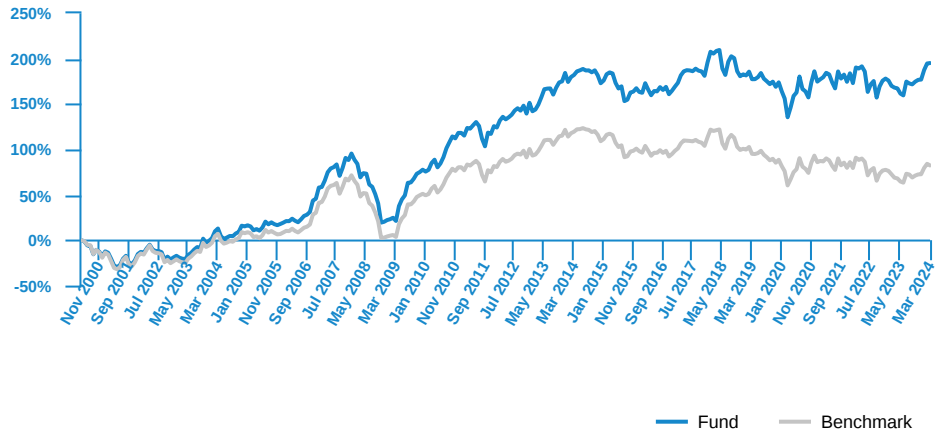
Sustainability



## Fund Information

ISIN Code	MYU1000BN008
Lipper ID	60054405
Bloomberg Ticker	BHLINDX MK
Domicile	Malaysia
Currency	MYR
Base Currency	MYR
Fund Inception	8 Jun 2000
Benchmark	FTSE Bursa Malaysia KLCI
Application Fee	5.50% of NAV per unit
Management Fee	0.95% p.a. of the NAV
Trustee Fee	0.045% p.a. of the NAV
Fund Size (MYR)	MYR 12.95 million
Fund Unit	9.34 million units
NAV per unit (As at 31 Mar 2024)	MYR 1.3862
Initial Offering Period (IOP) Date	13 Sep 1999
Initial Offering Period (IOP) Price	MYR 0.50

## Fund Performance



Past performance does not guarantee future results. Asset allocation and diversification do not ensure a profit or protect against a loss.

Cumulative Performance (%)								
	YTD	1M	3M	6M	1Y	3Y	5Y	Since Inception
Fund	6.57	0.17	6.57	8.64	10.09	5.58	6.43	195.25
Benchmark	5.60	-0.99	5.60	7.86	7.98	-2.38	-6.54	82.38

Calendar Year Returns (%)						
	2023	2022	2021	2020	2019	2018
Fund	-0.39	-2.04	-0.77	4.44	-3.10	-4.42
Benchmark	-2.73	-4.60	-3.67	2.42	-6.02	-5.91

Note: June 2000 to March 2024.

Performance data represents the combined income & capital return as a result of holding units in the fund for the specified length of time, based on bid to bid prices. Earnings are assumed to be reinvested.

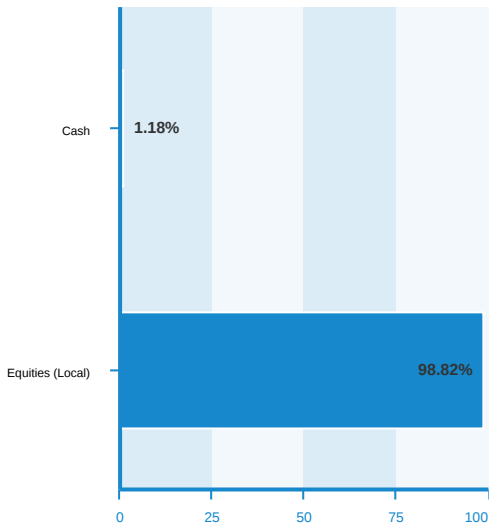
Annualised yield is calculated as the most recent monthly dividend distribution multiplied by the Fund's dividend frequency and divided by the latest NAV.

Source: Lipper

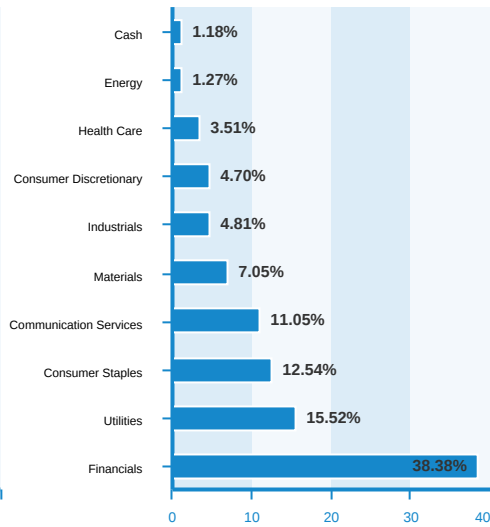
Top Holdings	Country	% of Net Assets	Fund Risk Statistics	
Malayan Banking Bhd	Malaysia	10.41	<b>Beta</b>	0.93
CIMB Group Holdings Bhd	Malaysia	10.31	<b>Information Ratio</b>	0.42
Public Bank Bhd	Malaysia	10.10	<b>Sharpe Ratio</b>	-0.03
Tenaga Nasional Bhd	Malaysia	8.27	(3 years monthly data)	
Petronas Chemicals Group Bhd	Malaysia	3.79		
IHH Healthcare Bhd	Malaysia	3.51		
Telekom Malaysia Bhd	Malaysia	3.29		
Celcomdigi Bhd	Malaysia	3.26		
Press Metal Aluminium Holdings Bhd	Malaysia	3.26		
Sime Darby Plantation Bhd	Malaysia	3.11		

The holdings listed do not constitute a recommendation to purchase or sell a particular security. Any repeated issuer shown means same issuer with different coupon rate and/or maturity date. Cash and/or derivative positions that are not part of the core investment strategy will not be reflected in the top holdings list.

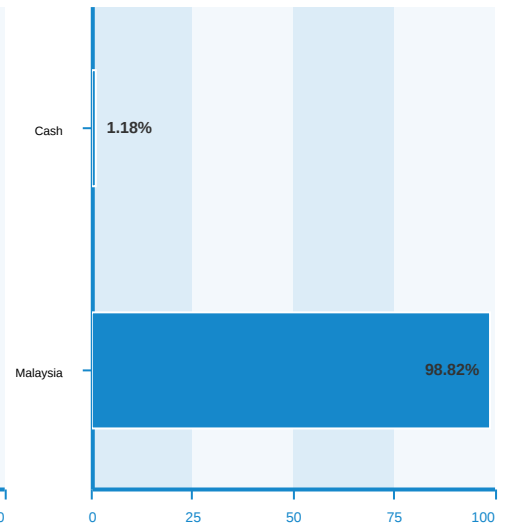
## Asset Allocation (%)



## Sector Allocation (%)



## Regional Allocation (%)



Fund holdings and allocations shown are unaudited and may not be representative of current or future investments. Percentages may not add up to 100% due to rounding and/or inclusion or exclusion of cash will not be reflected in the top holdings list.

^Based on the fund's portfolio returns as at 15 March 2024, the Volatility Factor (VF) for this fund is 11.26 and is classified as "High" (source: FIMM). The VF means there is a possibility for the fund in generating an upside return or downside return around this VF. The Volatility Class (VC) is assigned by FIMM based on quintile ranks of VF for qualified funds. VF is subject to monthly revision and VC will be revised every six months. The fund's portfolio may have changed since this date and there is no guarantee that the fund will continue to have the same VF or VC in the future. Presently, only funds launched in the market for at least 36 months will display the VF and its VC. We recommend that you read and understand the contents of the Master Prospectus dated 10 July 2023, which has been duly registered with the Securities Commission Malaysia, before investing and that you keep the said Master Prospectus for your record. Any issue of units to which the Master Prospectus relates will only be made upon receipt of the completed application form referred to in and accompanying the Master Prospectus, subject to the terms and conditions therein. Investments in the Fund are exposed to lack of discretion by Manager to adapt to market changes, risk associated with investment in derivatives, risks associated with investment in warrants and/or options. You can obtain a copy of the Master Prospectus from the head office of Principal Asset Management Berhad or from any of our approved distributors. Product Highlight Sheet ("PHS") is available and that investors have the right to request for a PHS; and the PHS and any other product disclosure document should be read and understood before making any investment decision. There are fees and charges involved in investing in the funds. We suggest that you consider these fees and charges carefully prior to making an investment. Unit prices and income distributions, if any, may fall or rise. Past performance is not reflective of future performance and income distributions are not guaranteed. You are also advised to read and understand the contents of the Financing for Investment in Unit Trust Risk Disclosure Statement/Unit Trust Loan Financing Risk Disclosure Statement before deciding to borrow to purchase units. Where a unit split/distribution is declared, you are advised that following the issue of additional units/distribution, the NAV per unit will be reduced from pre-unit split NAV/cum-distribution NAV to post-unit split NAV/ex-distribution NAV; and where a unit split is declared, the value of your investment in Malaysian Ringgit will remain unchanged after the distribution of the additional units.

Carefully consider a fund's objective, risks, charges and expenses.

Visit [www.principal.com.my](http://www.principal.com.my) for a prospectus containing this and other information. Please read it carefully before investing.