

Principal Islamic Greater China Growth Fund - Class SGD

31 March 2024

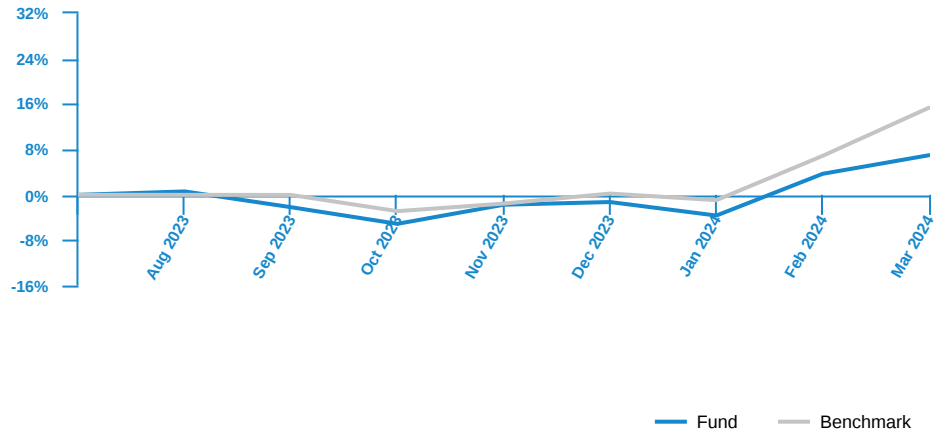
Fund Objective

The Fund aims to achieve long-term capital appreciation by investing primarily in Shariah-compliant equities of companies in the Greater China region. The Fund will invest at least 70% of its NAV primarily in a diversified portfolio of Shariah-compliant equities of the People's Republic of China, Hong Kong SAR and/or Taiwan (Greater China) companies. The Fund may also invest up to 25% of its NAV in companies that are listed and classified as Shariah-compliant in any Eligible Market globally with some operations or businesses in or are related to Greater China to capture growth opportunities.

Fund Information

ISIN Code	MYU0100A6994
Lipper ID	68770532
Bloomberg Ticker	
Domicile	Malaysia
Currency	SGD
Base Currency	USD
Fund Inception	3 Aug 2023
Benchmark	MSCI Islamic Golden Dragon Index
Application Fee	Up to 5.50% of the NAV per unit
Management Fee	Up to 1.80% per annum
Trustee Fee	0.045% per annum
Fund Size (SGD)	SGD 1.07 thousand
Fund Unit	0.00 million units
NAV per unit (As at 31 Mar 2024)	SGD 1.0699
Initial Offering Period (IOP) Date	23 Aug 2023
Initial Offering Period (IOP) Price	SGD 1.00

Fund Performance



Past performance does not guarantee future results. Asset allocation and diversification do not ensure a profit or protect against a loss.

Cumulative Performance (%)								
	YTD	1M	3M	6M	1Y	3Y	5Y	Since Inception
Fund	8.37	3.16	8.37	9.37	N/A	N/A	N/A	6.99
Benchmark	15.11	7.94	15.11	15.39	N/A	N/A	N/A	8.57

Calendar Year Returns (%)							
	2023	2022	2021	2020	2019	2018	
Fund	N/A	N/A	N/A	N/A	N/A	N/A	N/A
Benchmark	N/A	N/A	N/A	N/A	N/A	N/A	N/A

Note: August 2023 to March 2024.

Performance data represents the combined income & capital return as a result of holding units in the fund for the specified length of time, based on bid to bid prices. Earnings are assumed to be reinvested.

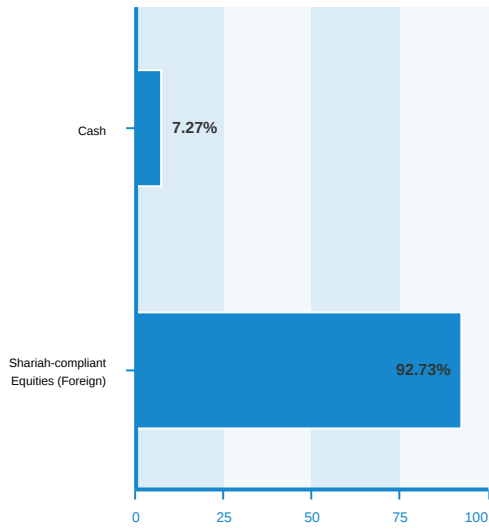
Annualised yield is calculated as the most recent monthly dividend distribution multiplied by the Fund's dividend frequency and divided by the latest NAV.

Source : Lipper

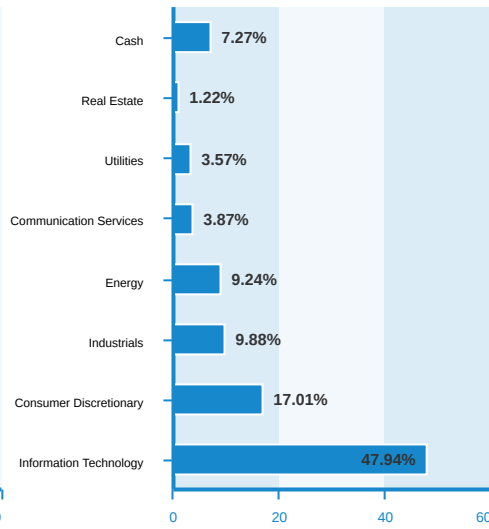
Top Holdings	Country	% of Net Assets	Fund Risk Statistics
ASML Holdings NV	United States	8.04	Beta -
Mediatek Inc	Taiwan	7.21	Information Ratio -
Taiwan Semiconductor Manufacturing	Taiwan	6.72	Sharpe Ratio -
New Oriental Education & Technology Group Inc	Hong Kong SAR China	5.23	(3 years monthly data)
Techtronic Industries Co Ltd	Hong Kong SAR China	5.05	
Airtac International Group	Taiwan	4.83	
PetroChina Co Ltd	Hong Kong SAR China	4.77	
E Ink Holdings Inc	Taiwan	4.35	
Taiwan Semiconductor Manufacturing SPD ADR	United States	3.76	
Samsung Electronics Co Ltd	South Korea	3.57	

The holdings listed do not constitute a recommendation to purchase or sell a particular security. Any repeated issuer shown means same issuer with different coupon rate and/or maturity date. Cash and/or derivative positions that are not part of the core investment strategy will not be reflected in the top holdings list.

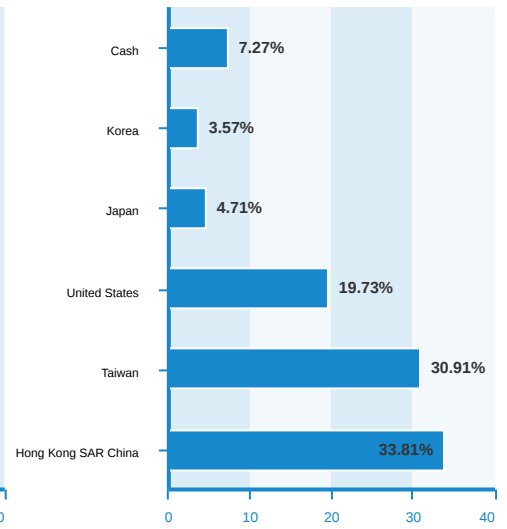
Asset Allocation (%)



Sector Allocation (%)



Regional Allocation (%)



Fund holdings and allocations shown are unaudited and may not be representative of current or future investments. Percentages may not add up to 100% due to rounding and/or inclusion or exclusion of cash will not be reflected in the top holdings list.

We recommend that you read and understand the contents of the Principal Islamic Greater China Growth Fund Prospectus Issue No.1 dated 3 August 2023 which has been duly registered with the Securities Commission Malaysia, before investing and that you keep the said Fund Prospectus for your record. Any issue of units to which the Fund Prospectus relates will only be made upon receipt of the completed application form referred to in and accompanying the Fund Prospectus subject to the terms and conditions therein. Investments in the Fund are exposed to country risk, currency risk and Fund manager's risk. You can obtain a copy of the Fund Prospectus from the head office of Principal Asset Management Berhad or from any of our approved distributors. Product Highlight Sheet ("PHS") is available and that investors have the right to request for a PHS; and the PHS and any other product disclosure document should be read and understood before making any investment decision. There are fees and charges involved in investing in the funds. We suggest that you consider these charges carefully prior to making an investment. Unit prices and income distributions, if any, may fall or rise. Past performance is not reflective of future performance and income distributions are not guaranteed. You are advised to read and understand the contents of the Unit Trust Loan Financing Risk Disclosure Statement before deciding to borrow to purchase units. Where a unit split/distribution is declared, investors are advised that following the issue of additional units/distribution, the NAV per unit will be reduced from pre-unit split NAV/cum-distribution NAV to post-unit split NAV/ex-distribution NAV; and where a unit split is declared, the value of your investment will remain unchanged after the distribution of the additional units.

Carefully consider a fund's objective, risks, charges and expenses.

Visit www.principal.com.my for a prospectus containing this and other information. Please read it carefully before investing.