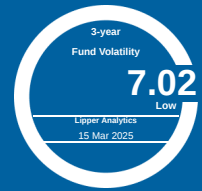


Principal Islamic Global Sukuk Fund - Class MYR

31 March 2025



Fund Objective

The Fund seeks to maximize total return over the medium to long term through a combination of capital growth and income. The Fund is a feeder fund and it invests in a single Islamic collective investment scheme, i.e. Global Sukuk Fund managed by Principal Islamic Asset Management (Ireland) plc. Currently, the Fund invests in Class I USD Income of the Target Fund, which is an institutional share class denominated in USD. In order to achieve its investment objective, the Fund will invest at least 95% of its NAV in the Target Fund. The Fund will also maintain up to 5% of its NAV in Islamic liquid assets for liquidity purposes.

Lipper Score

Total Return

Consistent Return

2

3

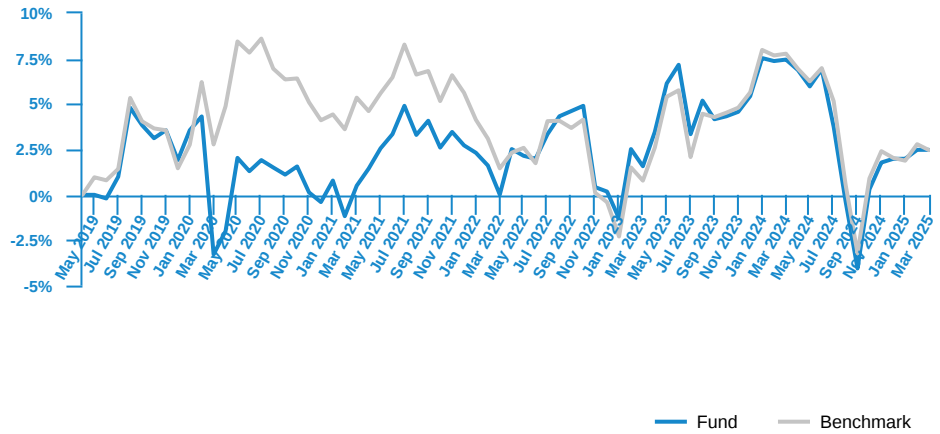
Morningstar Rating



Fund Information

ISIN Code	MYU1000HF001
Lipper ID	68551353
Bloomberg Ticker	CIIGSMY MK
Domicile	Malaysia
Currency	MYR
Base Currency	USD
Fund Inception	15 May 2019
Benchmark	The Fund adheres to the performance comparator of the Target Fund for performance comparison, i.e. Dow Jones Sukuk Price Return Index.
Application Fee	Up to 2.00% of the NAV per unit
Management Fee	Up to 1.00% per annum of the NAV of the Class
Trustee Fee	Up to 0.03% per annum of the NAV of the Fund
Fund Size (MYR)	MYR 4.47 million
Fund Unit	17.91 million units
NAV per unit (As at 31 Mar 2025)	MYR 0.2494
Initial Offering Period (IOP) Date	5 Jun 2019
Initial Offering Period (IOP) Price	MYR 0.25

Fund Performance



Past performance does not guarantee future results. Asset allocation and diversification do not ensure a profit or protect against a loss.

Cumulative Performance (%)								
	YTD	1M	3M	6M	1Y	3Y	5Y	Since Inception
Fund	0.48	0.00	0.48	6.81	-4.63	2.47	5.96	2.48
Benchmark	0.42	-0.32	0.42	5.87	-4.93	0.99	-0.31	2.46

Calendar Year Returns (%)						
	2024	2023	2022	2021	2020	2019
Fund	-3.27	5.25	-2.48	3.14	-2.27	N/A
Benchmark	-3.42	6.08	-5.71	1.45	2.61	N/A

Most Recent Fund Distributions			
	2021 May	2020 Sep	2020 May
Gross (sen/unit)	0.12	0.12	0.43
Annualised Yield (%)	0.49	0.50	1.72

Note: May 2019 to March 2025.

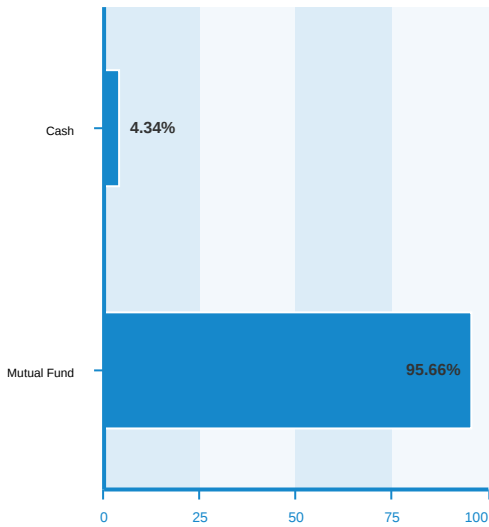
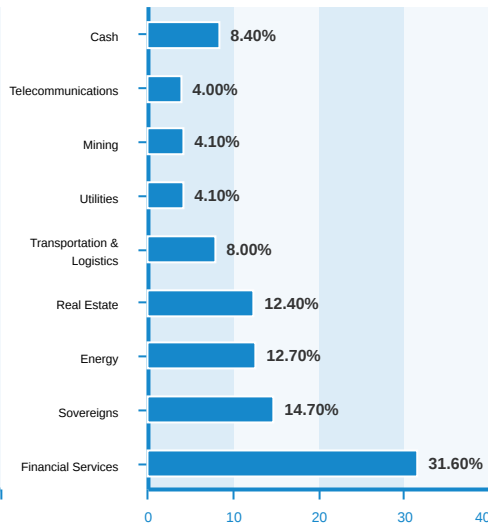
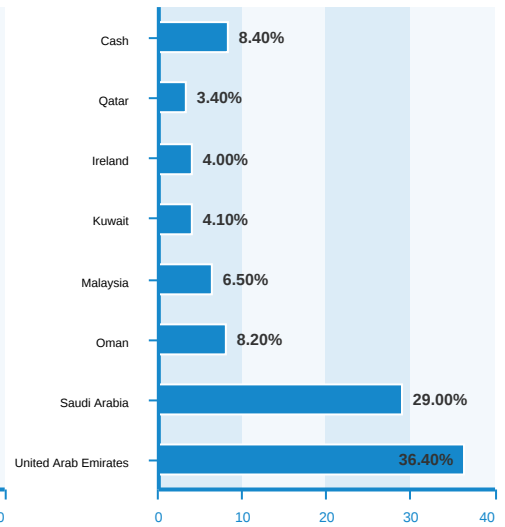
Performance data represents the combined income & capital return as a result of holding units in the fund for the specified length of time, based on bid to bid prices. Earnings are assumed to be reinvested.

Annualised yield is calculated as the most recent monthly dividend distribution multiplied by the Fund's dividend frequency and divided by the latest NAV.

Source : Lipper

Top Holdings *	Country	% of Net Assets	Fund Risk Statistics	
TMS ISSUER SARL 2032	Saudi Arabia	9.10	Beta	0.99
EI SUKUK CO LTD 2026	United Arab Emirates	7.80	Information Ratio	0.07
ADIB SUKUK II CO LTD 2028	United Arab Emirates	4.20	Sharpe Ratio	-0.11
ALPHA STAR HLD VII 2026	United Arab Emirates	4.20	(3 years monthly data)	
AL RAJHI SUKUK	Saudi Arabia	4.20		
MDGH SUKUK LTD 2034	United Arab Emirates	4.10		
OMAN SOVEREIGN SUKUK 2025	Oman	4.10		
ESIC SUKUK LTD 2029	United Arab Emirates	4.10		
MA'ADEN SUKUK LTD 2035	Saudi Arabia	4.10		
ALPHA STAR HLD IX 2028	United Arab Emirates	4.10		

The holdings listed do not constitute a recommendation to purchase or sell a particular security. Any repeated issuer shown means same issuer with different coupon rate and/or maturity date. Cash and/or derivative positions that are not part of the core investment strategy will not be reflected in the top holdings list.

Asset Allocation (%)**Sector Allocation (%) *****Regional Allocation (%) ***

* Of the target fund

Fund holdings and allocations shown are unaudited and may not be representative of current or future investments. Percentages may not add up to 100% due to rounding and/or inclusion or exclusion of cash will not be reflected in the top holdings list.

Fund Manager's Report

During the month, the fund performance unchanged at 0.00%, outperformed the benchmark by 0.32%.

Benchmark 10-year US Treasury (UST) yields drifted 19bps higher in March, from 4.21% to touch 4.40% on 27th March, as the market took a breather following the strong rally in February, coupled with mixed US economic data. The US Fed kept rates unchanged at 4.25-4.50% on 20th March as widely expected, and maintained its forecast of two rate cuts this year. Following the FOMC meeting, 10-year UST yields briefly dropped to 4.17%, but subsequently resumed its upward grind to touch 4.40% on 27th March, as risk appetite improved amid chatters that the Trump administration's eventual tariff structure may be less severe and widespread than previously feared. This comes ahead of "Liberation Day" on 2nd April, when President Trump is expected to announce reciprocal tariffs aimed to match levies that other countries charge on American exports, while also factoring in other penalties like taxes and currency manipulation.

Brent crude oil prices gained 2.1% in March, from USD 73.18/bbl at end-February to USD 74.74/bbl at end-March, supported by prospects of supply disruption caused by US President Trump's sanctions and levies. Nevertheless, the rise in Brent prices was tempered by ongoing concerns over softer global demand and rising supply.

Overall demand for Global Sukuk is expected to remain strong, anchored by the issuing countries' strong external credit ratings and credit profile. Year to date, primary Global Sukuk offerings continued to receive overwhelming demand from global investors. Meanwhile, concerns over the impact of President Trump's tariffs to US and global growth have sent UST prices soaring, benefitting the Global Sukuk asset class as well.

We recommend that you read and understand the contents of the Principal Islamic Global Sukuk Fund Prospectus Issue No.3 dated 3 July 2023 which has been duly registered with the Securities Commission Malaysia, before investing and that you keep the said Fund Prospectus for your record. Any issue of units to which the Fund Prospectus relates will only be made upon receipt of the completed application form referred to in and accompanying the Fund Prospectus subject to the terms and conditions therein. Investments in the Fund are exposed to interest currency risk, Fund manager's risk and country risk. You can obtain a copy of the Fund Prospectus from the head office of Principal Asset Management Berhad or from any of our approved distributors. Product Highlight Sheet ("PHS") is available and that investors have the right to request for a PHS; and the PHS and any other product disclosure document should be read and understood before making any investment decision. There are fees and charges involved in investing in the funds. We suggest that you consider these charges carefully prior to making an investment. Unit prices and income distributions, if any, may fall or rise. Past performance is not reflective of future performance and income distributions are not guaranteed. You are advised to read and understand the contents of the Unit Trust Loan Financing Risk Disclosure Statement before deciding to borrow to purchase units. Where a unit split/distribution is declared, investors are advised that following the issue of additional units/distribution, the NAV per unit will be reduced from pre-unit split NAV/cum-distribution NAV to post-unit split NAV/ex-distribution NAV; and where a unit split is declared, the value of your investment will remain unchanged after the distribution of the additional units.

Carefully consider a fund's objective, risks, charges and expenses.

Visit www.principal.com.my for a prospectus containing this and other information. Please read it carefully before investing.