

Principal Islamic Asia Pacific Dynamic Income and Growth Fund - Class SGD

31 March 2024

Fund Objective

The Fund aims to provide capital growth over the medium to long term and to provide regular income through investment in one Islamic collective investment scheme, which invests primarily in the Asia Pacific ex Japan region. This Fund is a feeder fund that invests into a single Islamic collective investment scheme, i.e. Islamic Asia Pacific Dynamic Income and Growth Fund (Target Fund). The Fund may also in Islamic Deposits for liquidity purposes. The Fund will invest at least 95% of its NAV in the Target Fund. The objective of the Target Fund seeks to provide a return consisting of income and, over the medium to long term, capital growth.

Lipper Score

Total Return

Consistent Return

5

5

Morningstar Rating



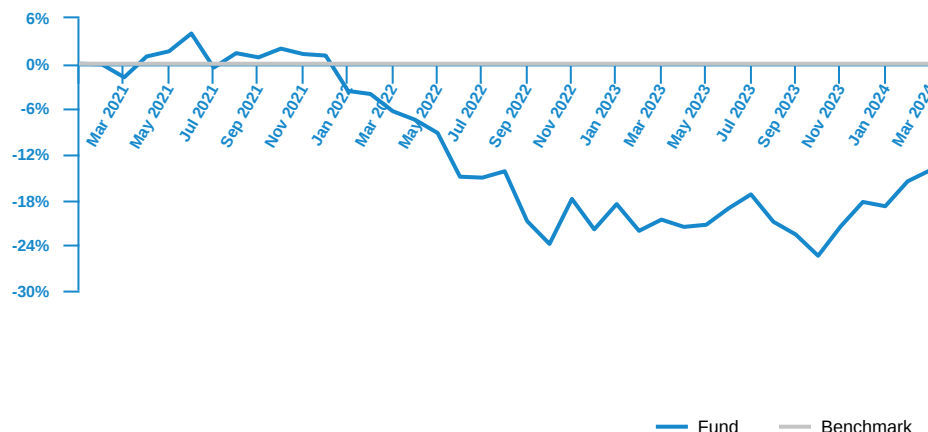
Sustainability



Fund Information

ISIN Code	MYU1001GP000
Lipper ID	68639755
Bloomberg Ticker	PRIAGCS MK
Domicile	Malaysia
Currency	SGD
Base Currency	USD
Fund Inception	2 Feb 2021
Benchmark	As this is a feeder fund, the Fund adheres to the performance comparator of the Target Fund for performance comparison. Currently, the Target Fund is managed without reference to a benchmark.
Application Fee	Up to 5.00% of the NAV per unit
Management Fee	Up to 1.80% per annum
Trustee Fee	Up to 0.03% per annum
Fund Size (SGD)	SGD 284.27 thousand
Fund Unit	1.33 million units
NAV per unit (As at 31 Mar 2024)	SGD 0.2136
Initial Offering Period (IOP) Date	23 Feb 2021
Initial Offering Period (IOP) Price	SGD 0.25

Fund Performance



Past performance does not guarantee future results. Asset allocation and diversification do not ensure a profit or protect against a loss.

Cumulative Performance (%)								
	YTD	1M	3M	6M	1Y	3Y	5Y	Since Inception
Fund	5.12	1.71	5.12	10.96	8.21	-12.52	N/A	-14.10
Benchmark	N/A	N/A	N/A	N/A	N/A	N/A	N/A	N/A

Calendar Year Returns (%)		2023	2022	2021	2020	2019	2018
Fund		4.63	-22.73	N/A	N/A	N/A	N/A
Benchmark		N/A	N/A	N/A	N/A	N/A	N/A

Most Recent Fund Distributions							2022 Apr
Gross (cent/unit)							0.12
Annualised Yield (%)							2.13

Note: February 2021 to March 2024.

Performance data represents the combined income & capital return as a result of holding units in the fund for the specified length of time, based on bid to bid prices. Earnings are assumed to be reinvested.

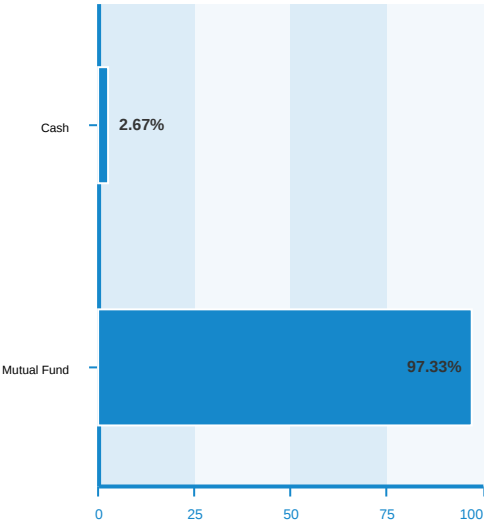
Annualised yield is calculated as the most recent monthly dividend distribution multiplied by the Fund's dividend frequency and divided by the latest NAV.

Source : Lipper

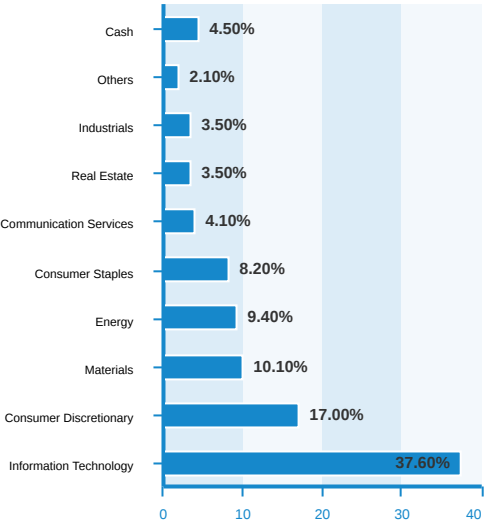
Top Holdings *	Country	% of Net Assets	Fund Risk Statistics	
Samsung Electronics	South Korea	9.90	Beta	N/A
Taiwan Semiconductor Manufacturing	Taiwan	9.60	Information Ratio	N/A
Reliance Industries Ltd	India	6.40	Sharpe Ratio	-0.17
BHP Group Ltd	Australia	5.70	(3 years monthly data)	
ASML Holding NV	Netherlands	4.50		
Synopsys Inc	United States	4.50		
L'Oreal	France	2.90		
Fast Retailing Co Ltd	Japan	2.70		
Hermes International	France	2.70		
ConocoPhillips	United States	2.40		

The holdings listed do not constitute a recommendation to purchase or sell a particular security. Any repeated issuer shown means same issuer with different coupon rate and/or maturity date. Cash and/or derivative positions that are not part of the core investment strategy will not be reflected in the top holdings list.

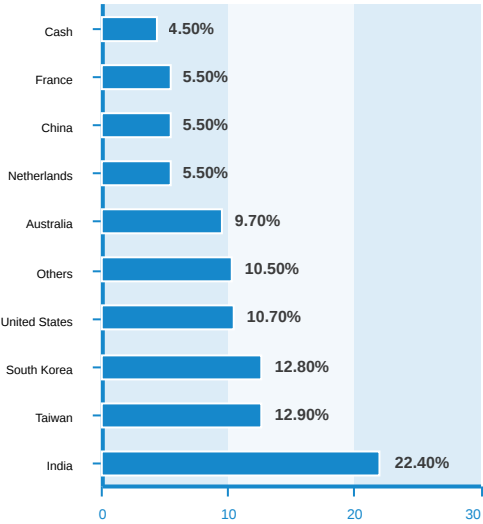
Asset Allocation (%)



Sector Allocation (%) *



Regional Allocation (%) *



* Of the target fund
Fund holdings and allocations shown are unaudited and may not be representative of current or future investments. Percentages may not add up to 100% due to rounding and/or inclusion or exclusion of cash will not be reflected in the top holdings list.

We recommend that you read and understand the contents of the Prospectus for the Principal Islamic Asia Pacific Dynamic Income and Growth Fund Issue No. 2 dated 3 July 2023 which has been deposited with Securities Commission Malaysia before investing and that you keep the said Prospectus for your record. Any issue of units to which the Prospectus relates will only be made upon receipt of the completed application form referred to in and accompanying the Prospectus, subject to the terms and conditions therein. The general risks are returns not guaranteed, market risk, inflation risk, and financing risk. The specific risks of the fund are currency risk, Fund manager risk and country risk. You can obtain a copy of the Prospectus from the head office of Principal Asset Management Berhad or from any of our approved distributors. Product Highlight Sheet ("PHS") is available and that investors have the right to request for a PHS; and the PHS and any other product disclosure document should be read and understood before making any investment decision. There are fees and charges involved in investing in the funds. We suggest that you consider these fees and charges carefully prior to making an investment. Unit prices and income distributions, if any, may fall or rise. Past performance is not reflective of future performance and income distributions are not guaranteed. You are also advised to read and understand the contents of the Financing for Investment in Unit Trust Risk Disclosure Statement/Unit Trust Loan Financing Risk Disclosure Statement before deciding to obtain financing to purchase units. All performance figures have been extracted from Lipper.

Carefully consider a fund's objective, risks, charges and expenses.
Visit www.principal.com.my for a prospectus containing this and other information. Please read it carefully before investing.