

# Principal Institutional Bond Fund 2

30 November 2024



## Fund Objective

The Fund aims to provide income to investors. The Fund will invest in Deposits and debt instruments primarily in bonds. Debt instruments includes but not limited to bonds, fixed rate and floating rate debt instruments and/or commercial papers issued by the government, statutory authorities and/or companies. At least 70% of its NAV will be invested in Malaysia; and up to 30% of its NAV may be invested in the Asia Pacific region (excluding Malaysia) in the Eligible Market which includes but not limited to Australia, New Zealand, South Korea, Hong Kong SAR, Indonesia, the Philippines, Thailand, Singapore, Taiwan and India.

## Lipper Score

Total Return

Consistent Return



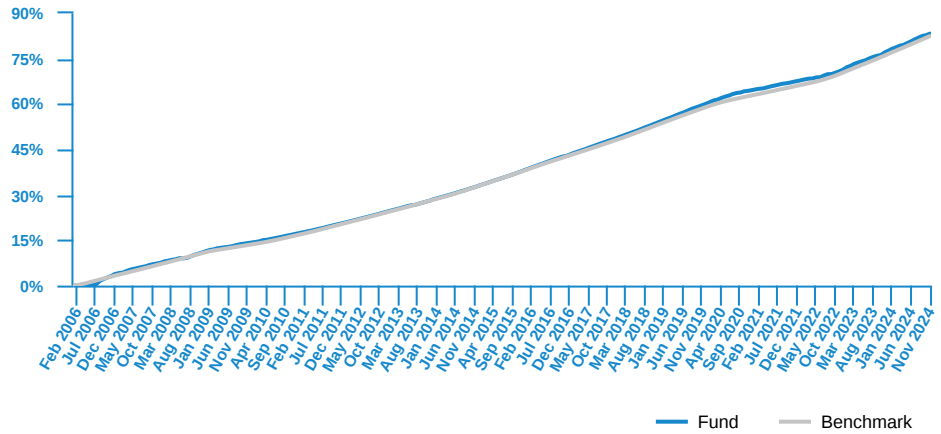
## Morningstar Rating



## Fund Information

ISIN Code	MYU1000A1000
Lipper ID	65023161
Bloomberg Ticker	CIMBIB2 MK
Domicile	Malaysia
Currency	MYR
Base Currency	MYR
Fund Inception	15 Feb 2006
Benchmark	The 3-month Kuala Lumpur Interbank Offered Rate (KLIBOR)
Application Fee	Nil
Management Fee	<RM500m: 0.20% p.a.; RM500m>RM1.0b: 0.15% p.a.; RM1.0b>RM1.5b: 0.10% p.a.; >RM1.5b: 0.08% (max RM1.5m p.a.)
Trustee Fee	0.009% p.a. of the NAV
Fund Size (MYR)	MYR 2060.59 million
Fund Unit	1931.59 million units
NAV per unit (As at 30 Nov 2024)	MYR 1.0667
Initial Offering Period (IOP) Date	8 Mar 2006
Initial Offering Period (IOP) Price	MYR 1.00

## Fund Performance



Past performance does not guarantee future results. Asset allocation and diversification do not ensure a profit or protect against a loss.

Cumulative Performance (%)								
	YTD	1M	3M	6M	1Y	3Y	5Y	Since Inception
Fund	3.18	0.27	0.71	1.73	3.53	9.51	14.78	83.30
Benchmark	3.32	0.30	0.89	1.80	3.65	10.04	15.02	82.19

Calendar Year Returns (%)							
	2023	2022	2021	2020	2019	2018	
Fund	3.67	2.24	1.83	2.78	3.78	3.84	
Benchmark	3.63	2.60	1.96	2.40	3.55	3.72	

Most Recent Fund Distributions						
	2024 Sep	2024 Jun	2024 Mar	2023 Dec	2023 Sep	2023 Jun
Gross (sen/unit)	0.46	0.47	0.47	0.51	0.27	1.74
Annualised Yield (%)	1.71	1.77	1.78	1.94	1.05	6.70

Note: February 2006 to November 2024.

Performance data represents the combined income & capital return as a result of holding units in the fund for the specified length of time, based on bid to bid prices. Earnings are assumed to be reinvested.

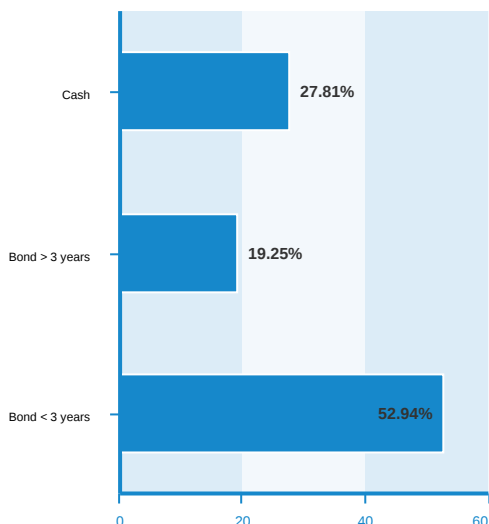
Annualised yield is calculated as the most recent monthly dividend distribution multiplied by the Fund's dividend frequency and divided by the latest NAV.

Source : Lipper

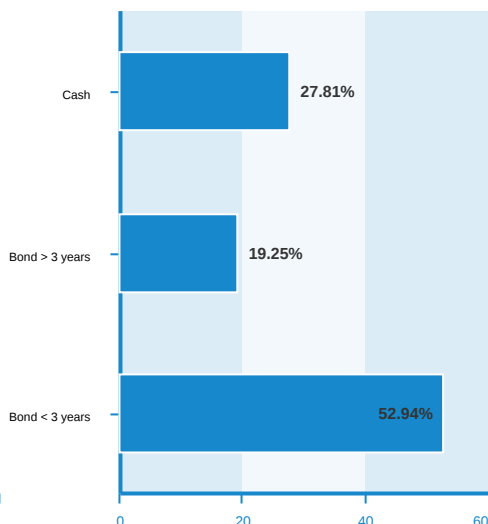
Top Holdings	Country	% of Net Assets	Fund Risk Statistics	
GII Murabahah	Malaysia	8.35	Beta	1.31
GII Murabahah	Malaysia	4.88	Information Ratio	-0.15
Malaysian Islamic Treasury Bills	Malaysia	4.73	Sharpe Ratio	2.27
DanaInfra Nasional Bhd	Malaysia	3.92	(3 years monthly data)	
Malaysian Islamic Treasury Bills	Malaysia	3.92		
Malaysian Islamic Treasury Bills	Malaysia	3.42		
Lembaga Pembiayaan Perumahan Sektor Awam	Malaysia	3.16		
Lembaga Pembiayaan Perumahan Sektor Awam	Malaysia	2.69		
BGSM Management Sdn Bhd	Malaysia	2.42		
BGSM Management Sdn Bhd	Malaysia	2.41		

The holdings listed do not constitute a recommendation to purchase or sell a particular security. Any repeated issuer shown means same issuer with different coupon rate and/or maturity date. Cash and/or derivative positions that are not part of the core investment strategy will not be reflected in the top holdings list.

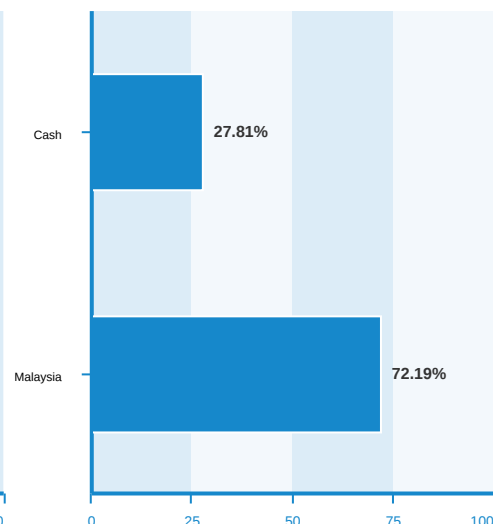
## Asset Allocation (%)



## Sector Allocation (%)



## Regional Allocation (%)



Fund holdings and allocations shown are unaudited and may not be representative of current or future investments. Percentages may not add up to 100% due to rounding and/or inclusion or exclusion of cash will not be reflected in the top holdings list.

^Based on the fund's portfolio returns as at 15 November 2024, the Volatility Factor (VF) for this fund is 0.39 and is classified as "Very Low" (source: FIMM). The VF means there is a possibility for the fund in generating an upside return or downside return around this VF. The Volatility Class (VC) is assigned by FIMM based on quintile ranks of VF for qualified funds. VF is subject to monthly revision and VC will be revised every six months. The fund's portfolio may have changed since this date and there is no guarantee that the fund will continue to have the same VF or VC in the future. Presently, only funds launched in the market for at least 36 months will display the VF and its VC. We recommend that you read and understand the contents of the Fund Prospectus for the Principal Institutional Bond Fund 2 Issue No. 11 dated 14 April 2023 which has been duly registered with the Securities Commission Malaysia, before investing and that you keep the said Fund Prospectus for your records. Any issue of units to which the Fund Prospectus relates will only be made upon receipt of the completed application form referred to in and accompanying the Fund Prospectus, subject to the terms and conditions therein. Investments in the Fund are exposed to principal risks which are interest rate risk, credit/default risk, liquidity risk, bond market risk, country risk and currency risk. You can obtain a copy of the Fund Prospectus from the head office of Principal Asset Management Berhad or from any of our approved distributors. Product Highlight Sheet ("PHS") is available and that investors have the right to request for a PHS; and the PHS and any other product disclosure document should be read and understood before making any investment decision. There are fees and charges involved in investing in the funds. We suggest that you consider these fees and charges carefully prior to making an investment. Unit prices and income distributions, if any, may fall or rise. Past performance is not reflective of future performance and income distributions are not guaranteed. You are also advised to read and understand the contents of the Financing for Investment in Unit Trust Risk Disclosure Statement/Unit Trust Loan Financing Risk Disclosure Statement before deciding to borrow to purchase units.

Carefully consider a fund's objective, risks, charges and expenses.

Visit [www.principal.com.my](http://www.principal.com.my) for a prospectus containing this and other information. Please read it carefully before investing.