

Principal Heritage Series Principal Heritage Income Fund - Class SGD

31 March 2025



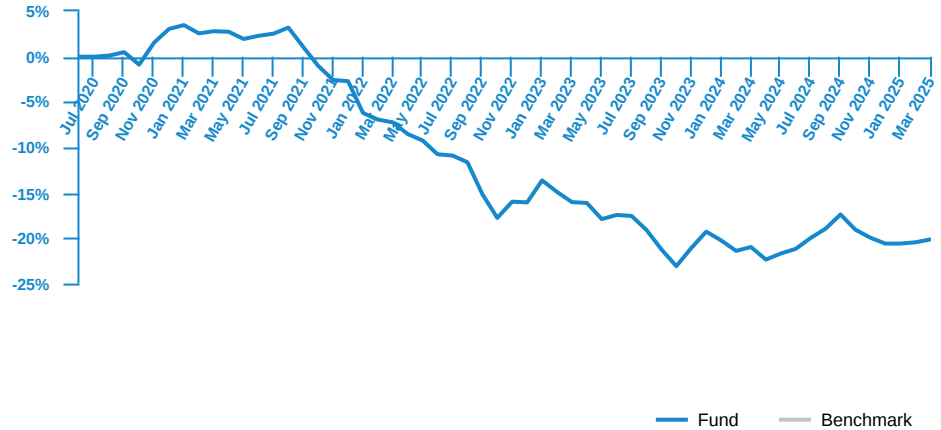
Fund Objective

The Fund aims to provide income and capital growth through investments in one (1) collective investment scheme, which invests in a diversified portfolio of mixed asset. The Fund is a feeder fund and it invests in a single CIS, i.e. Fullerton SGD Heritage Income. The Fund may also invest in liquid assets for liquidity purpose. In order to achieve its investment objective, the Fund will invest at least 95% of its NAV in the Fullerton SGD Heritage Income Class C (Target fund) and may also invest up to 5% of its NAV in liquid assets for liquidity purpose.

Fund Information

ISIN Code	MYU1001GM007
Lipper ID	68615225
Bloomberg Ticker	PHRGISI MK
Domicile	Malaysia
Currency	SGD
Base Currency	SGD
Fund Inception	10 Jul 2020
Benchmark	The Fund adheres to the benchmark of the Target Fund for performance comparison. Currently, Target Fund has no benchmark.
Application Fee	Up to 5.00% of the NAV per unit
Management Fee	Up to 1.10% per annum of the NAV of the Class
Trustee Fee	Up to 0.04% per annum of the NAV of the Fund
Fund Size (SGD)	SGD 6.85 million
Fund Unit	10.79 million units
NAV per unit (As at 31 Mar 2025)	SGD 0.6354
Initial Offering Period (IOP) Date	31 Jul 2020
Initial Offering Period (IOP) Price	SGD 1.00

Fund Performance



Past performance does not guarantee future results. Asset allocation and diversification do not ensure a profit or protect against a loss.

Cumulative Performance (%)

	YTD	1M	3M	6M	1Y	3Y	5Y	Since Inception
Fund	0.57	0.39	0.57	-3.34	1.05	-13.92	N/A	-20.14
Benchmark	N/A	N/A	N/A	N/A	N/A	N/A	N/A	N/A

Calendar Year Returns (%)

	2024	2023	2022	2021	2020	2019
Fund	-1.63	-3.84	-13.73	-5.58	N/A	N/A
Benchmark	N/A	N/A	N/A	N/A	N/A	N/A

Most Recent Fund Distributions

	2025 Mar	2025 Feb	2025 Jan	2024 Dec	2024 Nov	2024 Oct
Gross (cent/unit)	0.37	0.36	0.36	0.35	0.37	0.38
Annualised Yield (%)	6.99	6.79	6.76	6.53	6.82	6.88

Note: July 2020 to March 2025.

Performance data represents the combined income & capital return as a result of holding units in the fund for the specified length of time, based on bid to bid prices. Earnings are assumed to be reinvested.

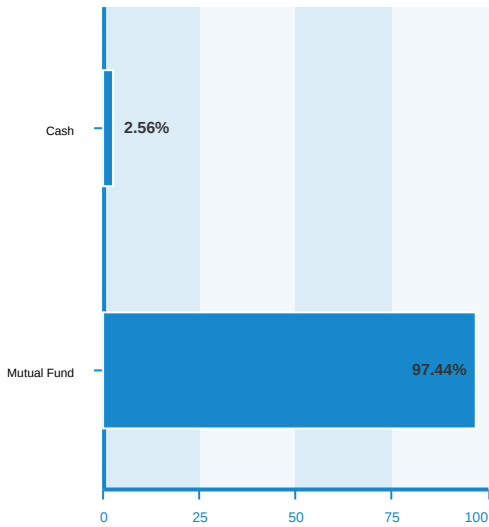
Annualised yield is calculated as the most recent monthly dividend distribution multiplied by the Fund's dividend frequency and divided by the latest NAV.

Source : Lipper

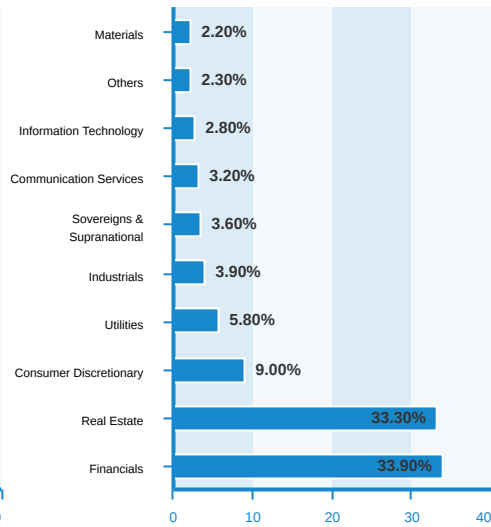
Top Holdings *	Country	% of Net Assets	Fund Risk Statistics
CapitaLand Integrated Commercial Trust	Singapore	4.70	Beta
CapitaLand Ascendas REIT	Singapore	3.60	Information Ratio
Mapletree Logistics Trust	Singapore	1.90	Sharpe Ratio
Keppel DC REIT	Singapore	1.80	(3 years monthly data)
Mapletree Industrial Trust	Singapore	1.70	
Singapore Government May 2034	Singapore	1.60	
Mizuho Financial Group Inc May 2034	Japan	1.40	
Muthoot Finance Ltd Apr 2029	India	1.20	
Singapore Government Sep 2033	Singapore	1.20	
Weibo Corporation Jul 2030	China	1.20	

The holdings listed do not constitute a recommendation to purchase or sell a particular security. Any repeated issuer shown means same issuer with different coupon rate and/or maturity date. Cash and/or derivative positions that are not part of the core investment strategy will not be reflected in the top holdings list.

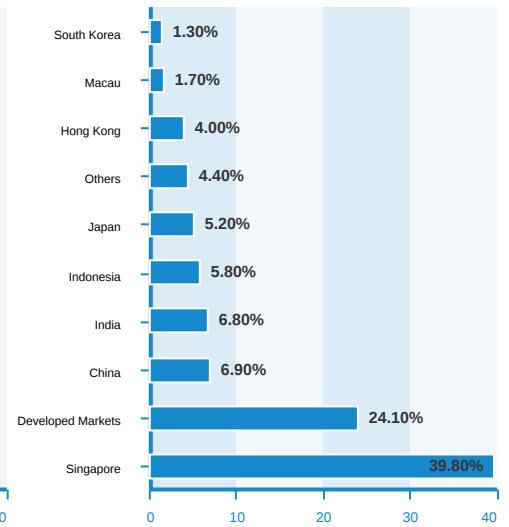
Asset Allocation (%)



Sector Allocation (%) *



Regional Allocation (%) *



* Of the target fund

Fund holdings and allocations shown are unaudited and may not be representative of current or future investments. Percentages may not add up to 100% due to rounding and/or inclusion or exclusion of cash will not be reflected in the top holdings list.

We recommend that you read and understand the contents of the Information Memorandum for the Principal Heritage Series dated 10 July 2020 which has been deposited with Securities Commission Malaysia before investing and that you keep the said Information Memorandums for your record. Any issue of units to which the Information Memorandums relates will only be made upon receipt of the completed application form referred to in and accompanying the Information Memorandums, subject to the terms and conditions therein. The general risks are returns not guaranteed, market risk, inflation risk and financing risk. The specific risks of the fund are currency risk, Fund Manager risk, country risk and risk associated with income distributions. You can obtain a copy of the Information Memorandums from the head office of Principal Asset Management Berhad or from any of our approved distributors. Product Highlight Sheet ("PHS") is available and that investors have the right to request for a PHS; and the PHS and any other product disclosure document should be read and understood before making any investment decision. There are fees and charges involved in investing in the funds. We suggest that you consider these fees and charges carefully prior to making an investment. Unit prices and income distributions, if any, may fall or rise. Past performance is not reflective of future performance and income distributions are not guaranteed. You are also advised to read and understand the contents of the Financing for Investment in Unit Trust Risk Disclosure Statement/Unit Trust Loan Financing Risk Disclosure Statement before deciding to obtain financing to purchase units. All performance figures have been extracted from Lipper.

Carefully consider a fund's objective, risks, charges and expenses.

Visit www.principal.com.my for a prospectus containing this and other information. Please read it carefully before investing.