

Principal Global Sustainable Growth Fund - Class SGD-Hedged

31 August 2024

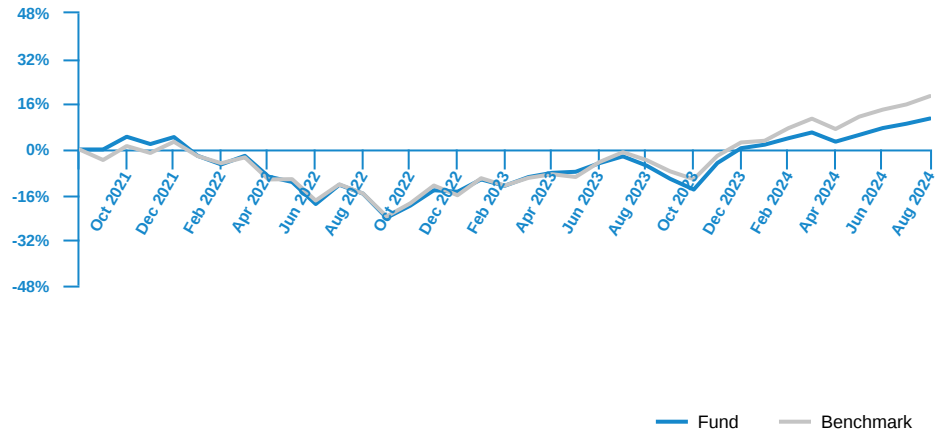
Fund Objective

The Fund aims to achieve capital appreciation through investments in one (1) collective investment scheme, which invests in securities factoring sustainability criteria. In order to achieve the Fund's objective, the Fund will invest at least 96% of its NAV in the Schroder International Selection Fund (Target Fund). The Fund may also invest up to 4% of its NAV in liquid assets for liquidity purpose. As the Fund is a qualified sustainable and responsible investment fund, the investments of the Fund will be subject to the ESG integration methodology in accordance to the UNPRI.

Fund Information

ISIN Code	MYU0100A1870
Lipper ID	68675952
Bloomberg Ticker	PRGSGCS MK
Domicile	Malaysia
Currency	SGD
Base Currency	USD
Fund Inception	13 Sep 2021
Benchmark	MSCI AC World (Net TR) Index
Application Fee	Up to 5.00% of the NAV per unit
Management Fee	Up to 1.80% per annum of the NAV of the Class
Trustee Fee	Up to 0.03% per annum of the NAV of the Fund
Fund Size (SGD)	SGD 1.89 million
Fund Unit	1.71 million units
NAV per unit (As at 31 Aug 2024)	SGD 1.1093
Initial Offering Period (IOP) Date	4 Oct 2021
Initial Offering Period (IOP) Price	SGD 1.00

Fund Performance



Past performance does not guarantee future results. Asset allocation and diversification do not ensure a profit or protect against a loss.

	YTD	1M	3M	6M	1Y	3Y	5Y	Since Inception
Fund	10.43	1.70	5.52	6.71	17.61	N/A	N/A	10.93
Benchmark	15.97	2.54	6.51	10.55	23.44	N/A	N/A	18.83

	2023	2022	2021	2020	2019	2018
Fund	18.05	-18.48	N/A	N/A	N/A	N/A
Benchmark	22.20	-18.36	N/A	N/A	N/A	N/A

Note: September 2021 to August 2024.

Performance data represents the combined income & capital return as a result of holding units in the fund for the specified length of time, based on bid to bid prices. Earnings are assumed to be reinvested.

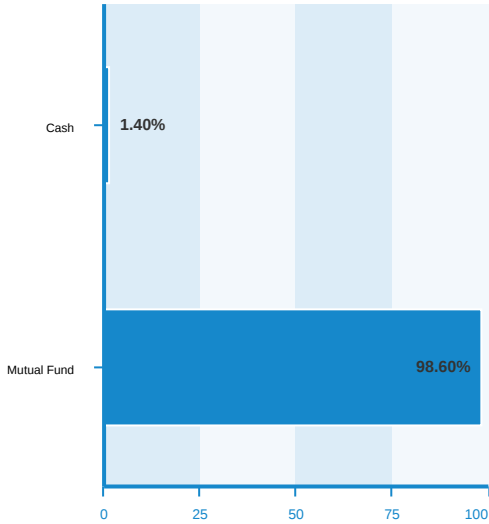
Annualised yield is calculated as the most recent monthly dividend distribution multiplied by the Fund's dividend frequency and divided by the latest NAV.

Source: Lipper

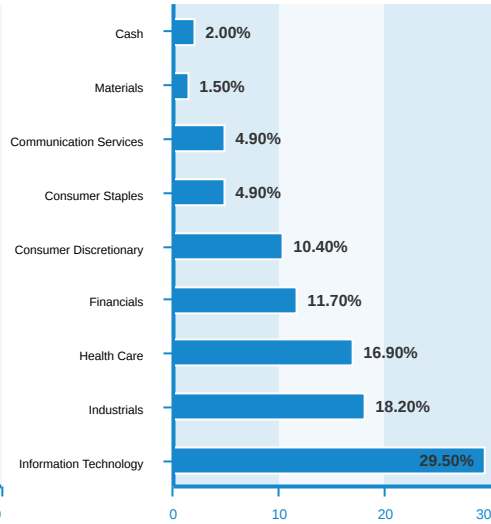
Top Holdings *	Country	% of Net Assets	Fund Risk Statistics
Microsoft Corp	United States	6.50	Beta -
Alphabet Inc	United States	4.90	Information Ratio -
Taiwan Semiconductor Manufacturing	Taiwan	3.70	Sharpe Ratio -
Unilever PLC	United Kingdom	3.70	(3 years monthly data)
SAP SE	Germany	3.20	
Schneider Electric SE	France	3.10	
Hitachi Ltd	Japan	2.90	
Thermo Fisher Scientific Inc	United States	2.90	
RELX PLC	United Kingdom	2.90	
Bunzl PLC	United Kingdom	2.90	

The holdings listed do not constitute a recommendation to purchase or sell a particular security. Any repeated issuer shown means same issuer with different coupon rate and/or maturity date. Cash and/or derivative positions that are not part of the core investment strategy will not be reflected in the top holdings list.

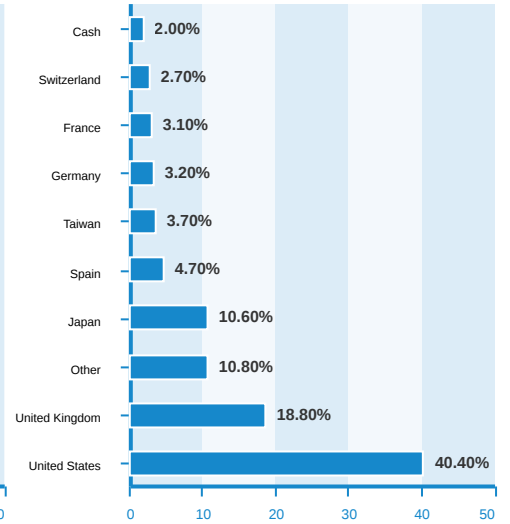
Asset Allocation (%)



Sector Allocation (%) *



Regional Allocation (%) *



* Of the target fund

Fund holdings and allocations shown are unaudited and may not be representative of current or future investments. Percentages may not add up to 100% due to rounding and/or inclusion or exclusion of cash will not be reflected in the top holdings list.

We recommend that you read and understand the contents of the Information Memorandum for the Principal Global Sustainable Growth Fund dated 13 September 2021 which has been deposited with Securities Commission Malaysia before investing and that you keep the said Information Memorandums for your record. Any issue of units to which the Information Memorandums relates will only be made upon receipt of the completed application form referred to in and accompanying the Information Memorandums, subject to the terms and conditions therein. The general risks are returns not guaranteed, market risk, inflation risk, financing risk and manager risk. The specific risks of the fund are currency risk, risk associated with investing in CIS and country risk. You can obtain a copy of the Information Memorandums from the head office of Principal Asset Management Berhad or from any of our approved distributors. Product Highlight Sheet ("PHS") is available and that investors have the right to request for a PHS; and the PHS and any other product disclosure document should be read and understood before making any investment decision. There are fees and charges involved in investing in the funds. We suggest that you consider these fees and charges carefully prior to making an investment. Unit prices and income distributions, if any, may fall or rise. Past performance is not reflective of future performance and income distributions are not guaranteed. You are also advised to read and understand the contents of the Financing for Investment in Unit Trust Risk Disclosure Statement/Unit Trust Loan Financing Risk Disclosure Statement before deciding to obtain financing to purchase units. All performance figures have been extracted from Lipper.

Carefully consider a fund's objective, risks, charges and expenses.

Visit www.principal.com.my for a prospectus containing this and other information. Please read it carefully before investing.