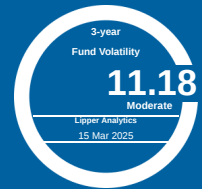


Principal Global Real Estate Fund - Class MYR

31 March 2025



Fund Objective

The Fund aims to provide income and potential capital appreciation through investments in the real estate market. The Fund will invest at least 63% of its NAV in listed real estate securities globally which include but not limited to properties stocks, real estate operating companies (REOCs) and real estate trusts (REITs). REITs is a type of security in a trust structure that invests in real estate through property or mortgages and must maintain dividend payout ratios of at least 90% of their income to investors. REOCs is similar to REIT but are structured as companies that are listed and have no mandatory dividend payout requirements.

Lipper Score

Total Return

Consistent Return

4

5

Morningstar Rating

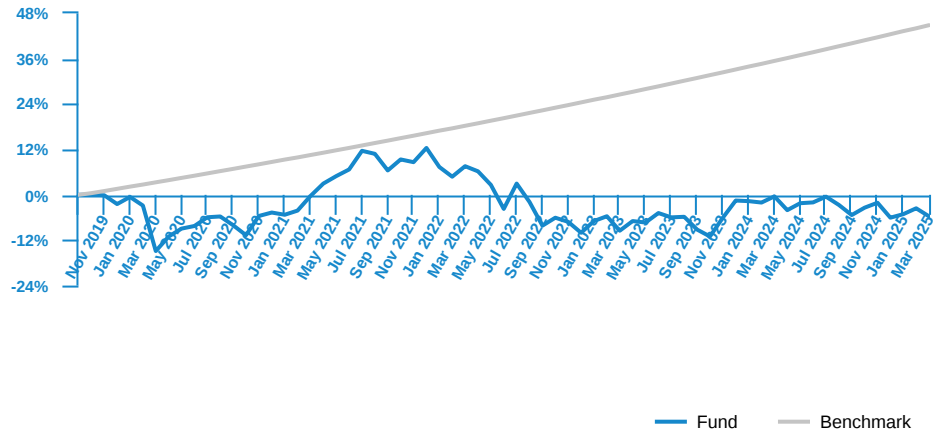
Sustainability



Fund Information

ISIN Code	MYU1000HM007
Lipper ID	68577233
Bloomberg Ticker	PRGLREM MK
Domicile	Malaysia
Currency	MYR
Base Currency	USD
Fund Inception	7 Oct 2019
Benchmark	The Fund has a target return of seven percent (7%) over rolling 3-years. This is not a guaranteed return and is only a measurement of the Fund's performance.
Application Fee	Up to 5.00% of the NAV per unit
Management Fee	Up to 1.80% per annum of the NAV of the Class
Trustee Fee	Up to 0.055% per annum on the NAV of the Fund
Fund Size (MYR)	MYR 4.77 million
Fund Unit	5.16 million units
NAV per unit (As at 31 Mar 2025)	MYR 0.9239
Initial Offering Period (IOP) Date	28 Oct 2019
Initial Offering Period (IOP) Price	MYR 1.00

Fund Performance



Past performance does not guarantee future results. Asset allocation and diversification do not ensure a profit or protect against a loss.

Cumulative Performance (%)								
	YTD	1M	3M	6M	1Y	3Y	5Y	Since Inception
Fund	0.37	-2.21	0.37	-0.37	-5.31	-12.33	10.78	-5.69
Benchmark	1.68	0.58	1.68	3.43	6.99	22.50	40.24	44.88

Calendar Year Returns (%)							
	2024	2023	2022	2021	2020	2019	
Fund	-4.60	9.47	-19.96	17.92	-2.30	N/A	
Benchmark	7.00	7.00	7.00	7.00	7.00	N/A	

Most Recent Fund Distributions					
				2022 Jul	2021 Jul
Gross (sen/unit)				1.02	1.05
Annualised Yield (%)				2.02	0.95

Note: October 2019 to March 2025.

Performance data represents the combined income & capital return as a result of holding units in the fund for the specified length of time, based on bid to bid prices. Earnings are assumed to be reinvested.

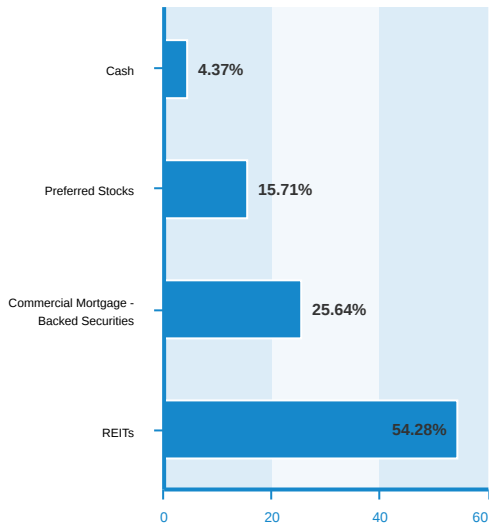
Annualised yield is calculated as the most recent monthly dividend distribution multiplied by the Fund's dividend frequency and divided by the latest NAV.

Source : Lipper

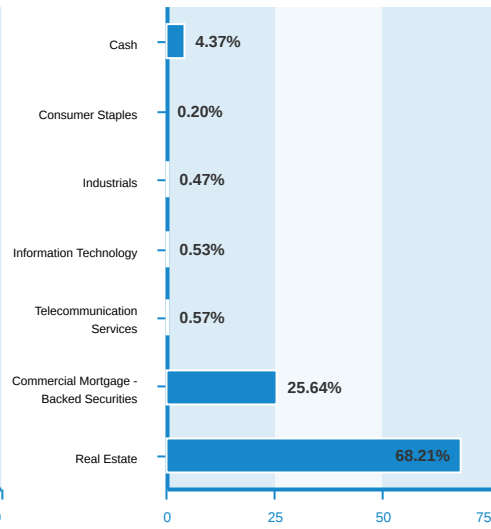
Top Holdings			Fund Risk Statistics	
	Country	% of Net Assets		
Bank 2020 BN25 Xa Var	United States	7.22	Beta	-21.69
Citigroup CMT 2019c7 A4	United States	5.87	Information Ratio	-0.29
Benchmark Mortgage 2019B12	United States	5.87	Sharpe Ratio	-0.20
Welltower Inc REIT	United States	5.08	(3 years monthly data)	
Equinix Inc REIT	United States	4.22		
ELP 2021-ELP (ser ELP CI A) FRN	United States	4.16		
Prologis Inc REIT	United States	3.27		
Ventas Inc REIT	United States	3.08		
Avalonbay Communities REIT	United States	2.73		
Extra Space Storage Inc REIT	United States	2.59		

The holdings listed do not constitute a recommendation to purchase or sell a particular security. Any repeated issuer shown means same issuer with different coupon rate and/or maturity date. Cash and/or derivative positions that are not part of the core investment strategy will not be reflected in the top holdings list.

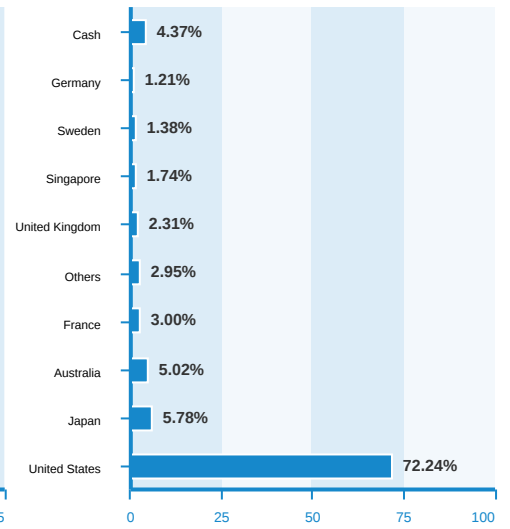
Asset Allocation (%)



Sector Allocation (%)



Regional Allocation (%)



Fund holdings and allocations shown are unaudited and may not be representative of current or future investments. Percentages may not add up to 100% due to rounding and/or inclusion or exclusion of cash will not be reflected in the top holdings list.

We recommend that you read and understand the contents of the Principal Global Real Estate Fund Prospectus Issue No.2 dated 28 February 2023 which has been duly registered with the Securities Commission Malaysia, before investing and that you keep the said Fund Prospectus for your record. Any issue of units to which the Fund Prospectus relates will only be made upon receipt of the completed application form referred to in and accompanying the Fund Prospectus subject to the terms and conditions therein. Investments in the Fund are exposed to real estate related securities risk, concentration risk, credit and default risk, country risk, liquidity risk, currency risk and risk associated with investing in CIS. You can obtain a copy of the Fund Prospectus from the head office of Principal Asset Management Berhad or from any of our approved distributors. Product Highlight Sheet ("PHS") is available and that investors have the right to request for a PHS; and the PHS and any other product disclosure document should be read and understood before making any investment decision. There are fees and charges involved in investing in the funds. We suggest that you consider these charges carefully prior to making an investment. Unit prices and income distributions, if any, may fall or rise. Past performance is not reflective of future performance and income distributions are not guaranteed. You are advised to read and understand the contents of the Unit Trust Loan Financing Risk Disclosure Statement before deciding to borrow to purchase units. Where a unit split/distribution is declared, investors are advised that following the issue of additional units/distribution, the NAV per unit will be reduced from pre-unit split NAV/cum-distribution NAV to post-unit split NAV/ex-distribution NAV; and where a unit split is declared, the value of your investment will remain unchanged after the distribution of the additional units.

Carefully consider a fund's objective, risks, charges and expenses.

Visit www.principal.com.my for a prospectus containing this and other information. Please read it carefully before investing.