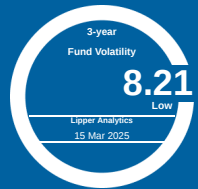


Principal Global Preferred Securities Fund - Class MYR

31 March 2025



Fund Objective

The Fund aims to achieve income and capital appreciation primarily through investment in preferred securities. In order to achieve its objective, the Fund will invest at least 95% of its NAV in the Principal Global Investors Fund - Preferred Securities Fund I Class Income USD share class (Target Fund). The Fund will also maintain up to 5% of its NAV in liquid assets. The Target Fund is to provide a return consisting of income consistent with capital preservation. The Target Fund seeks to achieve its objective by investing primarily in a portfolio of USD denominated preferred securities and debt securities.

Lipper Score

Total Return

Consistent Return

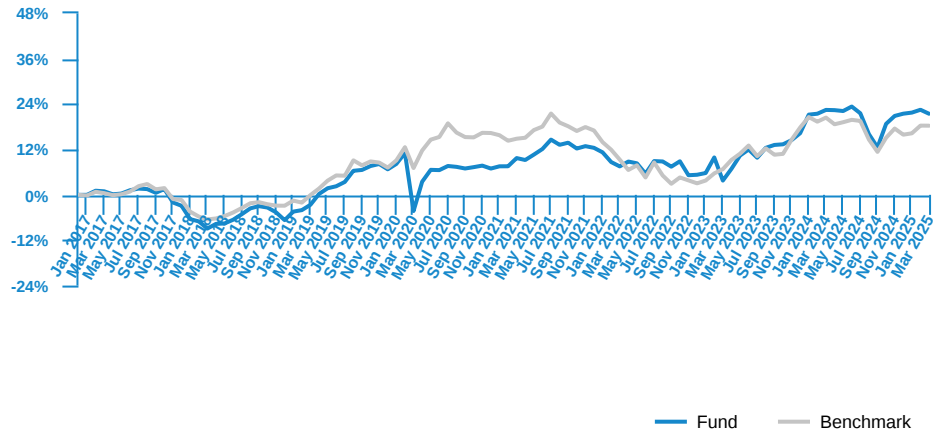
5

5

Fund Information

ISIN Code	MYU1000FX008
Lipper ID	68404760
Bloomberg Ticker	CIPSECM MK
Domicile	Malaysia
Currency	MYR
Base Currency	USD
Fund Inception	11 Jan 2017
Benchmark	The Fund adheres to the benchmark of the Target Fund for performance comparison, i.e. Bloomberg Barclays Global Aggregate Corporate Index.
Application Fee	Principal Agency Distributor: Up to 3.50% of the NAV per Unit IUTAs: Up to 3.50% of the NAV per Unit
Management Fee	Up to 1.50% per annum of the NAV of the Class in Malaysia
Trustee Fee	0.03% per annum of the NAV of the Class
Fund Size (MYR)	MYR 3.78 million
Fund Unit	3.92 million units
NAV per unit (As at 31 Mar 2025)	MYR 0.9651
Initial Offering Period (IOP) Date	1 Feb 2017
Initial Offering Period (IOP) Price	MYR 1.00

Fund Performance



Past performance does not guarantee future results. Asset allocation and diversification do not ensure a profit or protect against a loss.

Cumulative Performance (%)								
	YTD	1M	3M	6M	1Y	3Y	5Y	Since Inception
Fund	-0.01	-0.86	-0.01	7.89	-0.83	12.95	26.88	21.45
Benchmark	2.05	-0.01	2.05	6.23	-1.77	8.21	10.46	18.29

Calendar Year Returns (%)						
	2024	2023	2022	2021	2020	2019
Fund	4.44	10.44	-6.34	5.13	0.19	14.42
Benchmark	-1.61	14.33	-11.94	0.57	8.53	10.38

Most Recent Fund Distributions						
	2025 Mar	2024 Dec	2024 Sep	2024 Jun	2024 Mar	2023 Dec
Gross (sen/unit)	0.71	0.80	0.70	0.70	0.80	0.28
Annualised Yield (%)	2.96	3.30	3.06	2.81	3.21	1.16

Note: January 2017 to March 2025.

Performance data represents the combined income & capital return as a result of holding units in the fund for the specified length of time, based on bid to bid prices. Earnings are assumed to be reinvested.

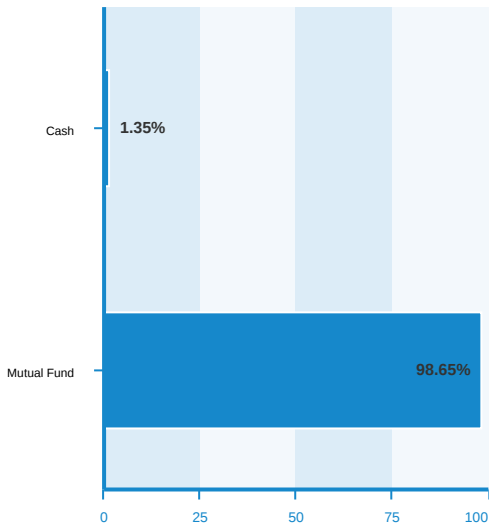
Annualised yield is calculated as the most recent monthly dividend distribution multiplied by the Fund's dividend frequency and divided by the latest NAV.

Source : Lipper

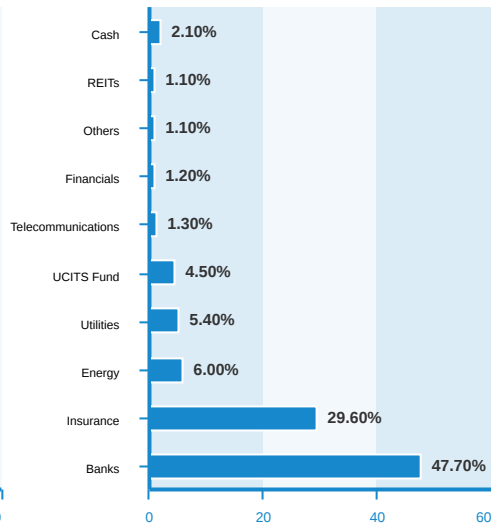
Top Holdings *	Country	% of Net Assets	Fund Risk Statistics	
Zurich Finance Ireland	Ireland	2.70	Beta	0.75
Bank Of Nova Scotia	Canada	2.50	Information Ratio	0.06
Enterprise Products Operating	United States	2.10	Sharpe Ratio	0.02
Toronto Dominion Bank	Canada	1.90	(3 years monthly data)	
HSBC Capital Funding	Great Britain	1.90		
Enbridge Inc	United States	1.80		
MetLife Inc	United States	1.70		
Munich Re	German	1.60		
Nippon Life Insurance	Japan	1.60		
Demeter Swiss Re	Netherlands	1.60		

The holdings listed do not constitute a recommendation to purchase or sell a particular security. Any repeated issuer shown means same issuer with different coupon rate and/or maturity date. Cash and/or derivative positions that are not part of the core investment strategy will not be reflected in the top holdings list.

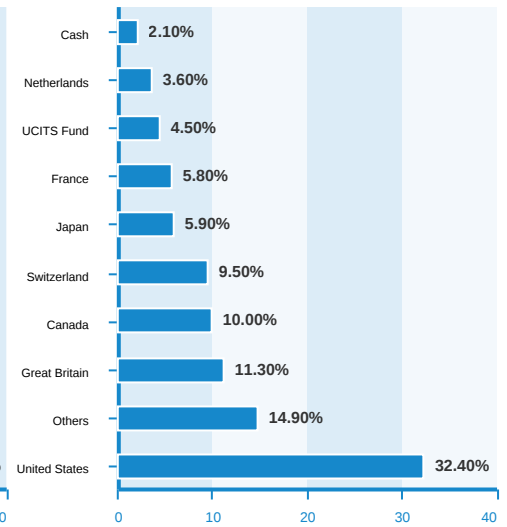
Asset Allocation (%)



Sector Allocation (%) *



Regional Allocation (%) *



* Of the target fund

Fund holdings and allocations shown are unaudited and may not be representative of current or future investments. Percentages may not add up to 100% due to rounding and/or inclusion or exclusion of cash will not be reflected in the top holdings list.

^Based on the fund's portfolio returns as at 15 March 2025, the Volatility Factor (VF) for this fund is 8.21 and is classified as "Low" (source: FIMM). The VF means there is a possibility for the fund in generating an upside return or downside return around this VF. The Volatility Class (VC) is assigned by FIMM based on quintile ranks of VF for qualified funds. VF is subject to monthly revision and VC will be revised every six months. The fund's portfolio may have changed since this date and there is no guarantee that the fund will continue to have the same VF or VC in the future. Presently, only funds launched in the market for at least 36 months will display the VF and its VC. We recommend that you read and understand the contents of the Principal Global Preferred Securities Fund Information Memorandum No.2 dated 31 December 2019, which have been deposited with Securities Commission Malaysia before investing and that you keep the said Information Memorandum for your record. Any issue of units to which the Information Memorandum relates will only be made upon receipt of the completed application form referred to in and accompanying the Information Memorandum, subject to the terms and conditions therein. The principal risks are Fund manager's risk and currency risk. The specific risks of the Target Fund are Fund manager risk, credit risk, liquidity risk, prepayment risk, extension risk and risk associated with asset replication strategy. You can obtain a copy of the Information Memorandum from the head office of Principal Asset Management Berhad or from any of our approved distributors. We suggest that you consider these fees and charges carefully prior to making an investment. Unit prices and income distributions, if any, may fall or rise. Past performance is not reflective of future performance and income distributions are not guaranteed. Product Highlight Sheet ("PHS") is available and that investors have the right to request for a PHS; and the PHS and any other product disclosure document should be read and understood before making any investment decision. There are fees and charges involved in investing in the funds. We suggest that you consider these fees and charges carefully prior to making an investment. Unit prices and income distributions, if any, may fall or rise. Past performance is not reflective of future performance and income distributions are not guaranteed. You are also advised to read and understand the contents of the Financing for Investment in Unit Trust Risk Disclosure Statement/Unit Trust Loan Financing Risk Disclosure Statement before deciding to borrow to purchase units. All performance figures have been extracted from Lipper. Where a unit split/distribution is declared, investors are advised that following the issue of additional units/distribution, the NAV per unit will be reduced from pre-unit split NAV/cum-distribution NAV to post-unit split NAV/ex-distribution NAV; and where a unit split is declared, the value of your investment in US Dollar will remain unchanged after the distribution of the additional units. The Fund is only available to qualified investors, be it individuals or corporations as prescribed by the Guidelines on Unlisted Capital Market Products under the Lodge and Launch Framework issued by the Securities Commission Malaysia on 16 January 2017.

Carefully consider a fund's objective, risks, charges and expenses.

Visit www.principal.com.my for a prospectus containing this and other information. Please read it carefully before investing.