

Principal Global Multi Asset Income Fund - Class GBP-Hedged

31 March 2025



Fund Objective

The Fund aims to provide income and potential capital growth to investors through investments in one collective investment scheme, which invests in a diversified portfolio of global assets. The Fund will invest at least 95% of its NAV in the JPMorgan Investment Funds Global Income Fund Class C (div) - USD (hedged) (Target Fund). The Fund will also maintain up to 5% of its NAV in liquid assets. The Target fund aims to provide regular income by investing primarily in a portfolio of income generating securities, globally, and through the use of derivatives.

Lipper Score

Total Return



Consistent Return



Morningstar Rating



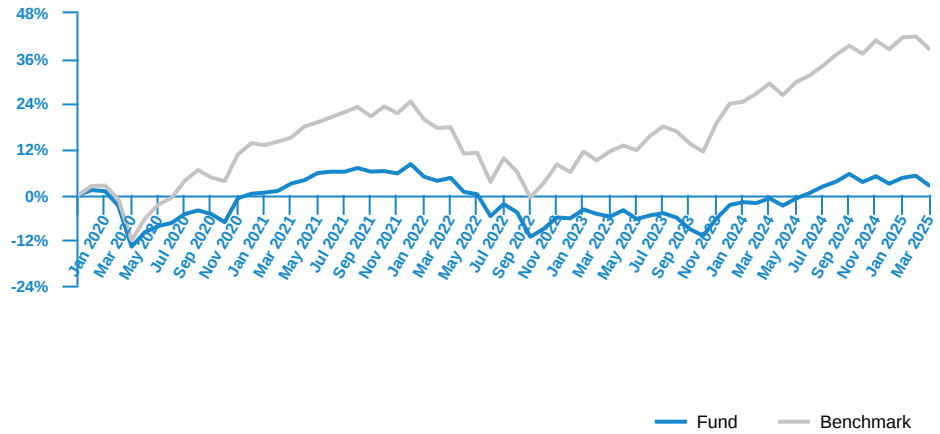
Sustainability



Fund Information

ISIN Code	MYU1005AH001
Lipper ID	68585819
Bloomberg Ticker	PRGMAGH MK
Domicile	Malaysia
Currency	GBP
Base Currency	USD
Fund Inception	4 Dec 2019
Benchmark	40% Bloomberg Barclays US High Yield 2% Issuer Cap Index (Total Return Gross) Hedged to USD + 35% MSCI World Index (Total Return Net) Hedged to USD + 25% Bloomberg Barclays Global Credit Index (Total Return Gross) Hedged to USD
Application Fee	IUTAs : Up to 5.50% of the NAV per unit Principal Agency Distributor: Up to 6.50% of the NAV per unit
Management Fee	Up to 1.80% per annum of the NAV of the Fund
Trustee Fee	0.03% per annum of the NAV of the Fund
Fund Size (GBP)	GBP 264.84 thousand
Fund Unit	0.30 million units
NAV per unit (As at 31 Mar 2025)	GBP 0.8756
Initial Offering Period (IOP) Date	5 Dec 2019
Initial Offering Period (IOP) Price	GBP 1.00

Fund Performance



Past performance does not guarantee future results. Asset allocation and diversification do not ensure a profit or protect against a loss.

Cumulative Performance (%)								
	YTD	1M	3M	6M	1Y	3Y	5Y	Since Inception
Fund	-0.44	-2.43	-0.44	-2.88	3.44	-1.92	18.76	2.49
Benchmark	0.09	-2.29	0.09	-0.58	7.11	17.60	57.58	38.64

Calendar Year Returns (%)						
	2024	2023	2022	2021	2020	2019
Fund	5.80	3.76	-13.28	7.84	-0.97	N/A
Benchmark	11.62	17.10	-15.02	9.73	11.07	N/A

Most Recent Fund Distributions						
	2025 Mar	2024 Dec	2024 Sep	2024 Jun	2024 Mar	2023 Dec
Gross (cent/unit)	0.53	0.64	0.86	0.64	0.42	0.48
Annualised Yield (%)	2.39	2.89	3.73	2.90	1.93	2.20

Note: December 2019 to March 2025.

Performance data represents the combined income & capital return as a result of holding units in the fund for the specified length of time, based on bid to bid prices. Earnings are assumed to be reinvested.

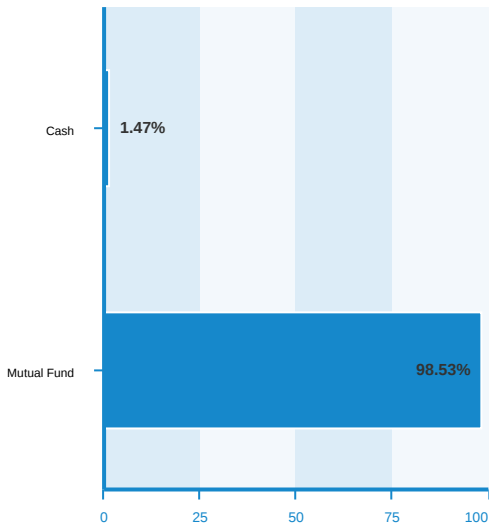
Annualised yield is calculated as the most recent monthly dividend distribution multiplied by the Fund's dividend frequency and divided by the latest NAV.

Source : Lipper

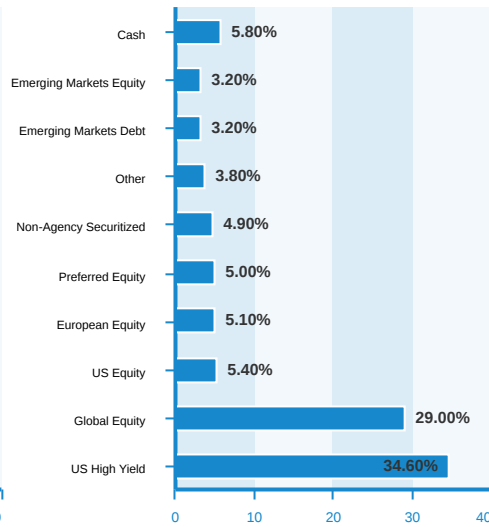
Top Holdings *	Country	% of Net Assets	Fund Risk Statistics	
JPMorgan Nasdaq Equity Premium Income Active UCITS ETF	Ireland	5.40	Beta	0.77
Taiwan Semiconductor Manufacturing	Taiwan	1.00	Information Ratio	-0.27
Microsoft Corporation	United States	0.90	Sharpe Ratio	-0.15
Meta Platforms Inc	United States	0.80	(3 years monthly data)	
Fidelity National Information Inc	United States	0.60		
McDonald's Corporation	United States	0.50		
Broadcom Inc	United States	0.50		
Southern Company	United States	0.40		
Volvo Car Corporation	Sweden	0.40		
Analog Devices Inc	United States	0.40		

The holdings listed do not constitute a recommendation to purchase or sell a particular security. Any repeated issuer shown means same issuer with different coupon rate and/or maturity date. Cash and/or derivative positions that are not part of the core investment strategy will not be reflected in the top holdings list.

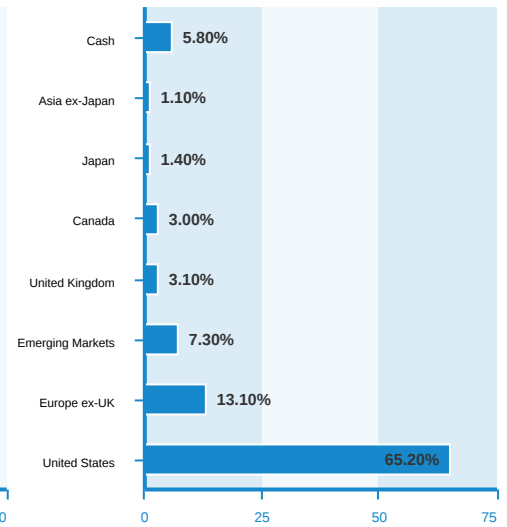
Asset Allocation (%)



Sector Allocation (%) *



Regional Allocation (%) *



* Of the target fund

Fund holdings and allocations shown are unaudited and may not be representative of current or future investments. Percentages may not add up to 100% due to rounding and/or inclusion or exclusion of cash will not be reflected in the top holdings list.

We recommend that you read and understand the contents of the Principal Global Multi Asset Income Fund Information Memorandum Issue No.2 dated 4 December 2019, which have been deposited with Securities Commission Malaysia before investing and that you keep the said Information Memorandum for your record. Any issue of units to which the Information Memorandum relates will only be made upon receipt of the completed application form referred to in and accompanying the Information Memorandum, subject to the terms and conditions therein. The principal risks are Fund manager's risk, legal and taxation risk, currency risk, default risk and country risk. The specific risks of the Target Fund are investment objective risk, regulatory risk, liquidity risk, interest rate risk, financial derivative instrument risk, credit risk, currency risk, lower rated and higher yielding debt securities risk, counterparty risk, credit default swap risk, futures, options and forward transaction risk, property and real estate companies securities risk, mortgage related and other asset backed securities risk and risk of investing in emerging markets. You can obtain a copy of the Information Memorandum from the head office of Principal Asset Management Berhad or from any of our approved distributors. We suggest that you consider these fees and charges carefully prior to making an investment. Unit prices and income distributions, if any, may fall or rise. Past performance is not reflective of future performance and income distributions are not guaranteed. Product Highlight Sheet ("PHS") is available and that investors have the right to request for a PHS; and the PHS and any other product disclosure document should be read and understood before making any investment decision. You are also advised to read and understand the contents of the Financing for Investment in Unit Trust Risk Disclosure Statement/Unit Trust Loan Financing Risk Disclosure Statement before deciding to borrow to purchase units. All performance figures have been extracted from Lipper. Where a unit split/distribution is declared, investors are advised that following the issue of additional units/distribution, the NAV per unit will be reduced from pre-unit split NAV/cum-distribution NAV to post-unit split NAV/ex-distribution NAV; and where a unit split is declared, the value of your investment in Malaysian ringgit will remain unchanged after the distribution of the additional units. The Fund is only available to qualified investors, be it individuals or corporations as prescribed by the Guidelines on Unlisted Capital Market Products under the Lodge and Launch Framework issued by the Securities Commission Malaysia on 16 January 2017.

Carefully consider a fund's objective, risks, charges and expenses.

Visit www.principal.com.my for a prospectus containing this and other information. Please read it carefully before investing.