

Principal Global Dynamic Innovation Fund - Class SGD-Hedged

30 November 2024



Fund Objective

The Fund aims to achieve capital appreciation over the medium to long term through investments primarily in a portfolio of global equities. The Fund seeks to achieve its objective by investing in global equity of companies that are impacted by the spending and lifestyle activities of the millennial generation, which refers to people born from 1980 to the mid-2000s. The investment universe includes listed securities as well as initial public offerings. The universe is broadly defined as global all-country and all-cap, across the full market capitalization spectrum (small, medium and large).

Lipper Score

Total Return



Consistent Return



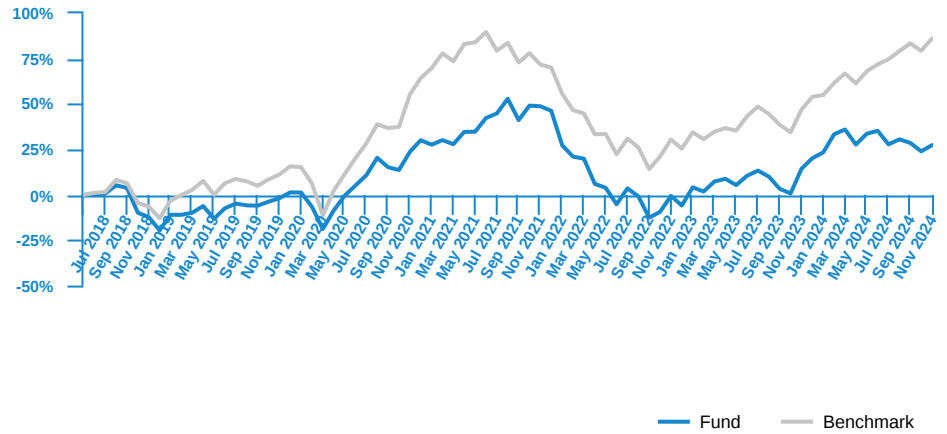
Morningstar Rating



Fund Information

ISIN Code	MYU1001GB000
Lipper ID	68493280
Bloomberg Ticker	CIPMESH MK
Domicile	Malaysia
Currency	SGD
Base Currency	USD
Fund Inception	31 May 2018
Benchmark	MSCI AC World TR USD
Application Fee	Up to 5.50% of the NAV per unit
Management Fee	Up to 1.80% per annum of the NAV of the Class
Trustee Fee	Up to 0.06% per annum
Fund Size (SGD)	SGD 523.08 thousand
Fund Unit	0.82 million units
NAV per unit (As at 30 Nov 2024)	SGD 0.6378
Initial Offering Period (IOP) Date	21 Jun 2018
Initial Offering Period (IOP) Price	SGD 1.00

Fund Performance



Past performance does not guarantee future results. Asset allocation and diversification do not ensure a profit or protect against a loss.

Cumulative Performance (%)								
	YTD	1M	3M	6M	1Y	3Y	5Y	Since Inception
Fund	6.02	2.75	-2.43	-4.69	11.41	-14.37	29.84	27.41
Benchmark	20.84	3.77	3.87	10.75	26.68	8.37	67.44	86.16

Calendar Year Returns (%)							
	2023	2022	2021	2020	2019	2018	
Fund	27.70	-35.67	12.44	28.39	26.03	N/A	
Benchmark	22.81	-26.26	3.52	42.06	32.89	N/A	

Most Recent Fund Distributions				2022 Mar	2021 Mar
Gross (cent/unit)				1.98	10.32
Annualised Yield (%)				3.30	8.05

Most Recent Unit Splits					2021 Mar
Ratio					7:9

Note: May 2018 to November 2024.

Performance data represents the combined income & capital return as a result of holding units in the fund for the specified length of time, based on bid to bid prices. Earnings are assumed to be reinvested.

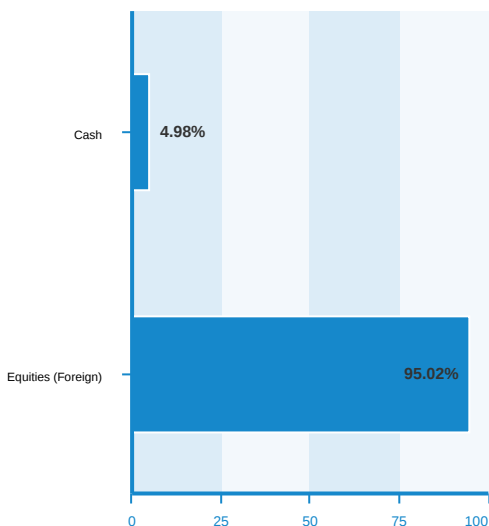
Annualised yield is calculated as the most recent monthly dividend distribution multiplied by the Fund's dividend frequency and divided by the latest NAV.

Source : Lipper

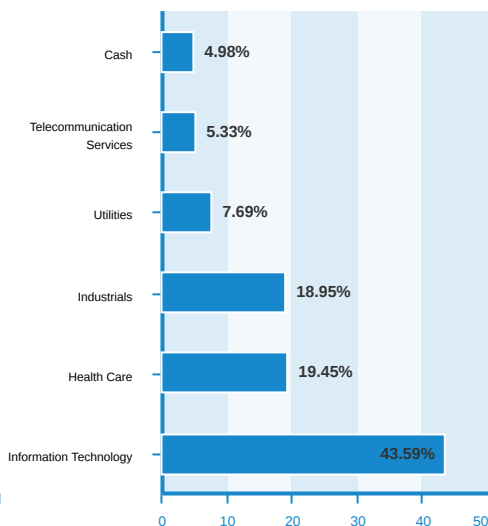
Top Holdings	Country	% of Net Assets	Fund Risk Statistics	
Microsoft Corporation	United States	7.03	Beta	1.52
Nvidia Corporation	United States	6.65	Information Ratio	-0.30
Alphabet Inc	United States	5.33	Sharpe Ratio	-0.11
Eli Lilly & Co	United States	4.11	(3 years monthly data)	
Trane Technologies	United States	3.87		
Boston Scientific Corporation	United States	3.64		
Watsco Inc	United States	3.60		
Unitedhealth Group Inc	United States	3.56		
ASML Holding NV	Netherlands	3.49		
Synopsys Inc	United States	3.46		

The holdings listed do not constitute a recommendation to purchase or sell a particular security. Any repeated issuer shown means same issuer with different coupon rate and/or maturity date. Cash and/or derivative positions that are not part of the core investment strategy will not be reflected in the top holdings list.

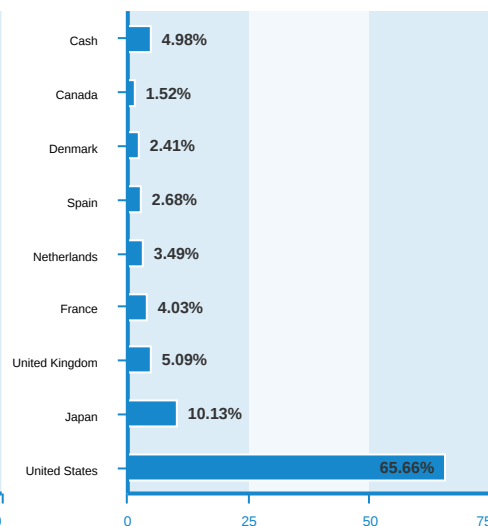
Asset Allocation (%)



Sector Allocation (%)



Regional Allocation (%)



Fund holdings and allocations shown are unaudited and may not be representative of current or future investments. Percentages may not add up to 100% due to rounding and/or inclusion or exclusion of cash will not be reflected in the top holdings list.

^Based on the fund's portfolio returns as at 15 November 2024, the Volatility Factor (VF) for this fund is 21.83 and is classified as "Very High" (source: FIMM). The VF means there is a possibility for the fund in generating an upside return or downside return around this VF. The Volatility Class (VC) is assigned by FIMM based on quintile ranks of VF for qualified funds. VF is subject to monthly revision and VC will be revised every six months. The fund's portfolio may have changed since this date and there is no guarantee that the fund will continue to have the same VF or VC in the future. Presently, only funds launched in the market for at least 36 months will display the VF and its VC. We recommend that you read and understand the contents of Prospectus Issue No. 3 for Principal Global Millennial Equity Fund dated 28 February 2023, which have been deposited with Securities Commission Malaysia before investing and that you keep the said Prospectus for your record. Any issue of units to which the Information Memorandum relates will only be made upon receipt of the completed application form referred to in and accompanying the Information Memorandum, subject to the terms and conditions therein. The principal risks are returns not guaranteed, general market environment risk, inflation risk, Manager's risk and loan financing risk. The specific risks of the Fund are stock specific risk, country risk, liquidity risk, currency risk, and risk of investing in emerging markets. You can obtain a copy of the Prospectus from the head office of Principal Asset Management Berhad (or from any of our approved distributors. We suggest that you consider these fees and charges carefully prior to making an investment. Unit prices and income distributions, if any, may fall or rise. Past performance is not reflective of future performance and income distributions are not guaranteed. Product Highlight Sheet ("PHS") is available and that investors have the right to request for a PHS; and the PHS and any other product disclosure document should be read and understood before making any investment decision. There are fees and charges involved in investing in the funds. We suggest that you consider these fees and charges carefully prior to making an investment. Unit prices and income distributions, if any, may fall or rise. Past performance is not reflective of future performance and income distributions are not guaranteed. You are also advised to read and understand the contents of the Financing for Investment in Unit Trust Risk Disclosure Statement/Unit Trust Loan Financing Risk Disclosure Statement before deciding to borrow to purchase units. All performance figures have been extracted from Lipper. Where a unit split/distribution is declared, investors are advised that following the issue of additional units/distribution, the NAV per unit will be reduced from pre-unit split NAV/cum-distribution NAV to post-unit split NAV/ex-distribution NAV; and where a unit split is declared, the value of your investment will remain unchanged after the distribution of the additional units.

Carefully consider a fund's objective, risks, charges and expenses.

Visit www.principal.com.my for a prospectus containing this and other information. Please read it carefully before investing.