

Principal FTSE China 50 ETF

31 March 2025

Fund Objective

The Fund aims to provide investment results that closely correspond to the performance of the Benchmark Index, regardless of its performance. The Fund will invest in substantially all the Index Securities in substantially the same weightings (i.e. proportions) as the Benchmark Index.

Lipper Score

Total Return

4

Consistent Return

3

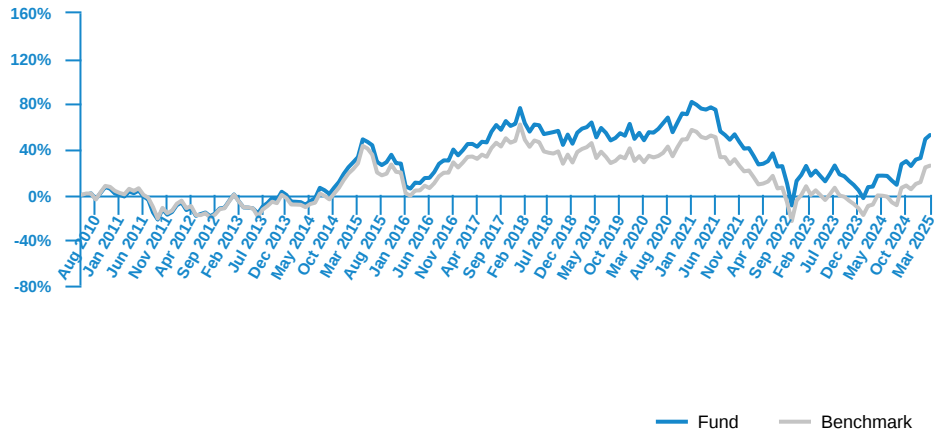
Morningstar Rating



Fund Information

ISIN Code	MYL0823EA004
Lipper ID	68055618
Bloomberg Ticker	CIMBC25 MK
Domicile	Malaysia
Currency	MYR
Base Currency	MYR
Fund Inception	9 Jul 2010
Benchmark	FTSE China 50 Index
Application Fee	Nil
Management Fee	Up to 0.60% per annum
Trustee Fee	Up to 0.08% per annum
Fund Size (MYR)	MYR 7.04 million
Fund Unit	4.55 million units
NAV per unit (As at 31 Mar 2025)	MYR 1.5483
Initial Offering Period (IOP) Date	30 Jul 2010
Initial Offering Period (IOP) Price	MYR 1.00

Fund Performance



Past performance does not guarantee future results. Asset allocation and diversification do not ensure a profit or protect against a loss.

Cumulative Performance (%)								
	YTD	1M	3M	6M	1Y	3Y	5Y	Since Inception
Fund	16.55	2.43	16.55	20.27	42.41	20.52	3.15	52.78
Benchmark	14.75	1.23	14.75	18.47	37.64	15.18	-2.34	25.94

Calendar Year Returns (%)							
	2024	2023	2022	2021	2020	2019	
Fund	25.97	-11.46	-16.49	-17.74	5.23	12.07	
Benchmark	24.35	-11.81	-17.19	-18.96	5.61	9.75	

Note: July 2010 to March 2025.

Performance data represents the combined income & capital return as a result of holding units in the fund for the specified length of time, based on bid to bid prices. Earnings are assumed to be reinvested.

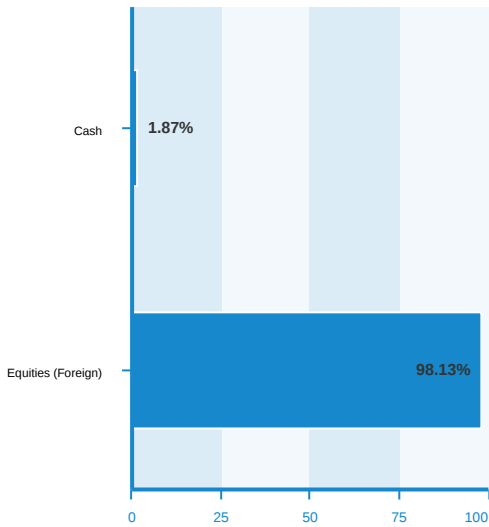
Annualised yield is calculated as the most recent monthly dividend distribution multiplied by the Fund's dividend frequency and divided by the latest NAV.

Source : Lipper

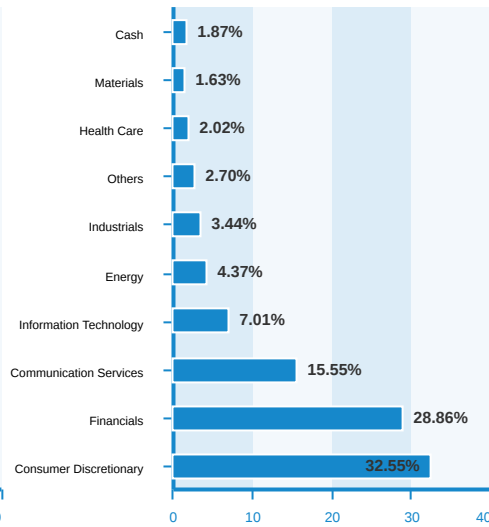
Top Holdings	Country	% of Net Assets	Fund Risk Statistics	
Tencent Holdings Ltd	Hong Kong SAR China	8.82	Beta	0.99
Alibaba Group Holding Ltd	Hong Kong SAR China	8.70	Information Ratio	0.24
Meituan	Hong Kong SAR China	7.40	Sharpe Ratio	0.03
XiaoMi Corporation	Hong Kong SAR China	6.74	(3 years monthly data)	
China Construction Bank Corp	Hong Kong SAR China	5.08		
BYD Co Ltd	Hong Kong SAR China	4.78		
Industrial and Commercial Bank	Hong Kong SAR China	4.36		
Bank of China Ltd	Hong Kong SAR China	4.25		
JD.Com Inc	Hong Kong SAR China	4.25		
Trip.Com Group Ltd	Hong Kong SAR China	3.78		

The holdings listed do not constitute a recommendation to purchase or sell a particular security. Any repeated issuer shown means same issuer with different coupon rate and/or maturity date. Cash and/or derivative positions that are not part of the core investment strategy will not be reflected in the top holdings list.

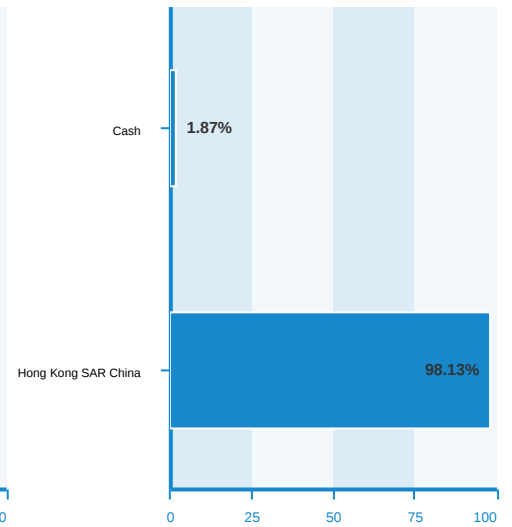
Asset Allocation (%)



Sector Allocation (%)



Regional Allocation (%)



Fund holdings and allocations shown are unaudited and may not be representative of current or future investments. Percentages may not add up to 100% due to rounding and/or inclusion or exclusion of cash will not be reflected in the top holdings list.

Disclaimer: We recommend that you read and understand the contents of the Principal FTSE China 50 ETF Prospectus dated 9 June 2010, First Supplemental Prospectus dated 16 December 2010, Second Supplemental Prospectus dated 22 September 2014 and Replacement Prospectus issue No.2 dated 30 September 2019 ("Prospectuses"), which have been duly registered with the Securities Commission Malaysia, before investing and that you keep the said Prospectuses for your records. Any issue of units to which the Prospectuses relate to will only be made upon receipt of the completed application form referred to in and accompanying the Prospectuses, subject to the terms and conditions therein. Investments in the Principal FTSE China 50 ETF are exposed to the following risks, which include returns not guaranteed, general market risk, inflation risk, loan financing risk, risk of non-compliance, manager's risk, market risk, passive investment, tracking error risk, creation and redemption through participating dealer only, no prior trading market in the units, minimum creation and redemption size, units may trade at prices other than at Net Asset Value ("NAV") of the Fund, lack of operational history, income distributions are contingent on dividends paid on Authorised Securities, concentration on a particular group of stocks, industry or group of industries, dependence on trading market for Index Securities, lack of discretion by Manager to adapt to market changes, trading in units on Bursa Malaysia Securities Berhad ("Bursa Securities") may be suspended, units may be de-listed from Bursa Securities, risks of investing in financial derivatives, registration or cross-listing of Fund in other markets, suspension of creations and redemptions, timing between pricing, issue and trading, foreign security risk, foreign exchange risk, market disruption events and settlement disruption events, errors or inaccuracies in the Benchmark Index, fluctuations in the Benchmark Index, changes in the composition of and weightings in the Benchmark Index, termination of license to use the Benchmark Index and compilation of the Benchmark Index. This Exchange-Traded Fund is managed by Principal Asset Management Berhad. No representation or warranty is made nor there is acceptance of any responsibility or liability as to its accuracy, completeness or correctness. You can obtain copies of the Prospectuses from any of our participating dealer, placement agent or selling agent. There are fees and charges involved when investing in the Fund. We suggest that you consider these fees and charges carefully prior to making an investment. Unit prices and income distributions, if any, may fall or rise if there is any. Past performance is not reflective of future performance and income distributions are not guaranteed. You are also advised to read and understand the contents of the Unit Trust Loan Financing Risk Disclosure Statement before deciding to borrow to purchase units. FTSE Disclaimer: "FTSE@", "FT-SE@", are trademarks jointly owned by the London Stock Exchange Plc and The Financial Times Limited and are used by FTSE International Limited ("FTSE") under license. The FTSE China 50 Index is calculated by FTSE. FTSE does not sponsor, endorse or promote the CIMB FTSE China 50 ("Fund") and is not in any way connected to it and does not accept any liability in relation to its issue, operation and trading. All copyright and database rights in the index values and constituent list vest in FTSE. The Manager has obtained full license from FTSE to use such copyrights and database rights in the creation of this product.

Carefully consider a fund's objective, risks, charges and expenses.

Visit www.principal.com.my for a prospectus containing this and other information. Please read it carefully before investing.