

Principal FTSE ASEAN 40 Malaysia ETF

30 November 2024

Fund Objective

The Fund aims to provide investment results that, before expenses, closely correspond to the performance of the Underlying Index, regardless of its performance. A passive strategy whereby the Manager invests substantially all the assets of the Fund into the Singapore Fund. The Fund will aim at investing at least 95% of its assets in the Singapore Fund, whose investment objective is to provide investment results that, before expenses, closely correspond to the performance of the Underlying Index, the FTSE/ASEAN 40 Index.

Lipper Score

Total Return

Consistent Return

4

4

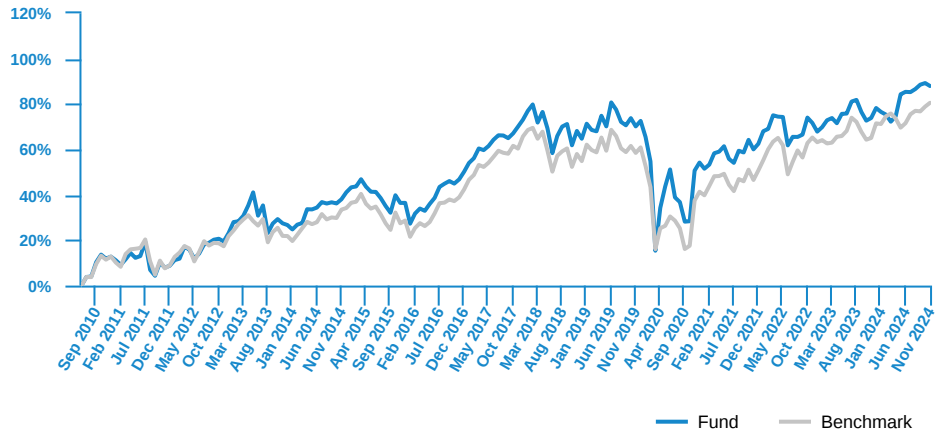
Morningstar Rating



Fund Information

ISIN Code	MYL0822EA006
Lipper ID	68055617
Bloomberg Ticker	CIMBA40 MK
Domicile	Malaysia
Currency	MYR
Base Currency	MYR
Fund Inception	9 Jul 2010
Benchmark	FTSE ASEAN 40 Index
Application Fee	Nil
Management Fee	Nil
Trustee Fee	Up to 0.08% per annum
Fund Size (MYR)	MYR 2.22 million
Fund Unit	1.35 million units
NAV per unit (As at 30 Nov 2024)	MYR 1.6454
Initial Offering Period (IOP) Date	30 Jul 2010
Initial Offering Period (IOP) Price	MYR 1.00

Fund Performance



Past performance does not guarantee future results. Asset allocation and diversification do not ensure a profit or protect against a loss.

Cumulative Performance (%)								
	YTD	1M	3M	6M	1Y	3Y	5Y	Since Inception
Fund	5.44	-0.69	0.71	1.97	8.10	17.44	10.46	87.96
Benchmark	5.29	0.94	2.00	6.46	9.40	23.23	13.95	80.59

Calendar Year Returns (%)						
	2023	2022	2021	2020	2019	2018
Fund	6.20	3.29	5.37	-10.64	4.77	-4.84
Benchmark	5.09	8.23	6.67	-12.16	3.91	-6.55

Most Recent Fund Distributions						
	2024 May	2023 Jun	2022 Jun	2021 Jun	2020 Jun	2019 Jun
Gross (sen/unit)	6.79	6.70	5.94	6.18	5.87	6.85
Annualised Yield (%)	8.36	4.18	3.86	3.86	3.63	3.47

Note: July 2010 to November 2024.

Performance data represents the combined income & capital return as a result of holding units in the fund for the specified length of time, based on bid to bid prices. Earnings are assumed to be reinvested.

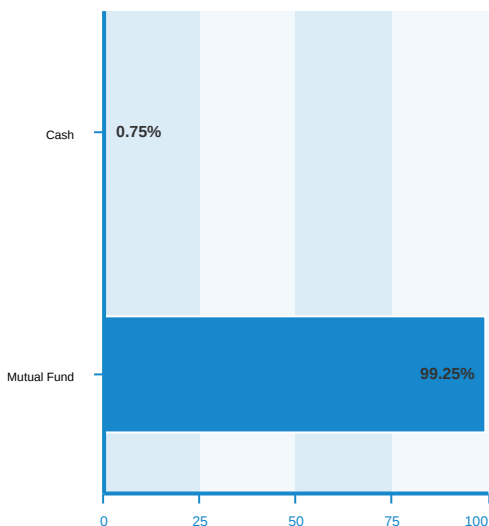
Annualised yield is calculated as the most recent monthly dividend distribution multiplied by the Fund's dividend frequency and divided by the latest NAV.

Source : Lipper

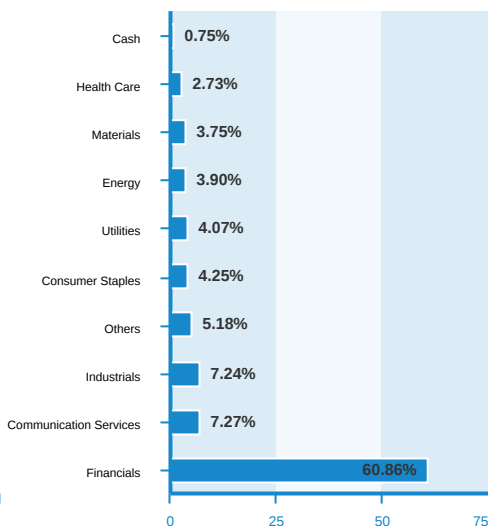
Top Holdings *	Country	% of Net Assets	Fund Risk Statistics	
DBS Group Holdings	Singapore	13.39	Beta	0.56
Overseas Chinese Banking	Singapore	8.97	Information Ratio	-0.06
Bank Central Asia	Indonesia	7.34	Sharpe Ratio	0.08
United Overseas Bank	Singapore	6.91	(3 years monthly data)	
Bank Rakyat Indonesia	Indonesia	3.93		
Malayan Banking	Malaysia	3.66		
Singapore Telecommunications	Singapore	3.65		
Bank Mandiri	Indonesia	3.61		
CIMB Group Holdings	Malaysia	3.25		
Public Bank	Malaysia	3.14		

The holdings listed do not constitute a recommendation to purchase or sell a particular security. Any repeated issuer shown means same issuer with different coupon rate and/or maturity date. Cash and/or derivative positions that are not part of the core investment strategy will not be reflected in the top holdings list.

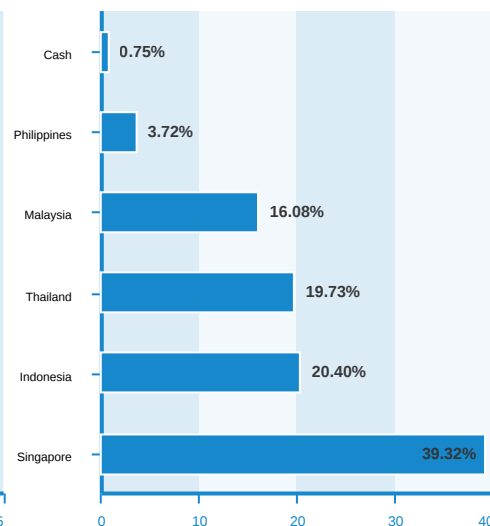
Asset Allocation (%)



Sector Allocation (%) *



Regional Allocation (%) *



* Of the target fund

Fund holdings and allocations shown are unaudited and may not be representative of current or future investments. Percentages may not add up to 100% due to rounding and/or inclusion or exclusion of cash will not be reflected in the top holdings list.

Disclaimer: We recommend that you read and understand the contents of the Principal FTSE ASEAN 40 Malaysia ETF ("Fund") Prospectus dated 9 June 2010, First Supplemental Prospectus dated 1 April 2015 and Replacement Prospectus issue No.2 dated 30 September 2019 ("Prospectuses") that has been duly registered with the Securities Commission Malaysia, before investing and that you keep the said prospectuses for your records. Investments in the Fund are exposed to the following risks, which include returns not guaranteed, general market risk, inflation risk, loan financing risk, risk of non-compliance, Manager's risk, market risk, passive investment, tracking error risk, creation and redemption through participating dealer only, no prior trading market in the units, minimum creation and redemption size, units may trade at prices other than at net asset value of the Fund, lack of operational history, income distributions are contingent on dividend paid by the Principal FTSE ASEAN 40 ("SF"), concentration on the SF, concentration on a particular group of stocks, industry or group of industries, dependence on trading market for the FTSE/ASEAN 40 Index ("Underlying Index") securities, lack of discretion by Manager to adapt to market changes, trading in units on Bursa Malaysia Securities Berhad ("Bursa Securities") may be suspended, trading in SF units on the Singapore Exchange Securities Trading Limited may be suspended, units may be de-listed from Bursa Securities, suspension of creations and/or redemptions, right of the Monetary Authority of Singapore to withdraw authorisation of the SF, counterparty risk of the SF, risk relating to the Index Return ASEAN Access Products of the SF, emerging market risk, foreign exchange risk, foreign security risk, market disruption events and settlement disruption events, errors or inaccuracies in the Underlying Index, fluctuations in the Underlying Index, changes in the composition of weightings in the Underlying Index, termination of license to use the Underlying Index, and compilation of the Underlying Index. This Exchange-Traded Fund is managed by Principal Asset Management Berhad. No representation or warranty is made nor there is acceptance of any responsibility or liability as to its accuracy, completeness or correctness. There will not be units set aside for subscription by the public prior to listing. Investors may obtain units by purchasing or selling units in the secondary market on Bursa Securities after listing or applying for creation and redemption through participating dealer. You can obtain a copy of the prospectuses from the head office of the Manager or our participating dealer. There are fees and charges involved when investing in the Fund. We suggest that you consider these fees and charges carefully prior to making an investment. Unit prices and income distributions may fall or rise if there is any. Past performance is not reflective of future performance and income distributions are not guaranteed. FTSE Disclaimer: "FTSE®", "FT-SE®" and "Footsie®" are trademarks jointly owned by the London Stock Exchange Plc and The Financial Times Limited and are used by FTSE International Limited ("FTSE") under license. The FTSE/ASEAN 40 Index is calculated by FTSE in conjunction with PT Bursa Efek Jakarta (Jakarta Stock Exchange), Bursa Malaysia Berhad, The Philippine Stock Exchange, Inc., Singapore Exchange Securities Trading Limited and The Stock Exchange of Thailand ("Exchanges"). All rights in the Index vest in FTSE and the Exchanges. Neither FTSE nor the Exchanges nor their licensors shall be liable (including in negligence) for any loss arising out of the use of the Index by any person. FTSE does not sponsor, endorse or promote this Fund and is not in any way connected to it and does not accept any liability in relation to its issue, operation and trading.

Carefully consider a fund's objective, risks, charges and expenses.

Visit www.principal.com.my for a prospectus containing this and other information. Please read it carefully before investing.