

# Principal Emerging Markets Multi Asset Fund - Class MYR-Hedged

31 July 2025



## Fund Objective

The Fund aims to maximize total return through investments in one collective investment scheme, which invests primarily in assets of the emerging markets. In order to achieve its investment objective, the Fund will invest at least 95% of its NAV in the AB SICAV I Emerging Markets Multi-Asset Portfolio Class AD denominated in USD (Target Fund). The Target Fund aims to meet its investment objective primarily through asset allocation among stocks and bonds of emerging market issuers, sector and security analysis, interest rate management, country and currency selection.

## Lipper Score

Total Return

Consistent Return

3

2

## Morningstar Rating



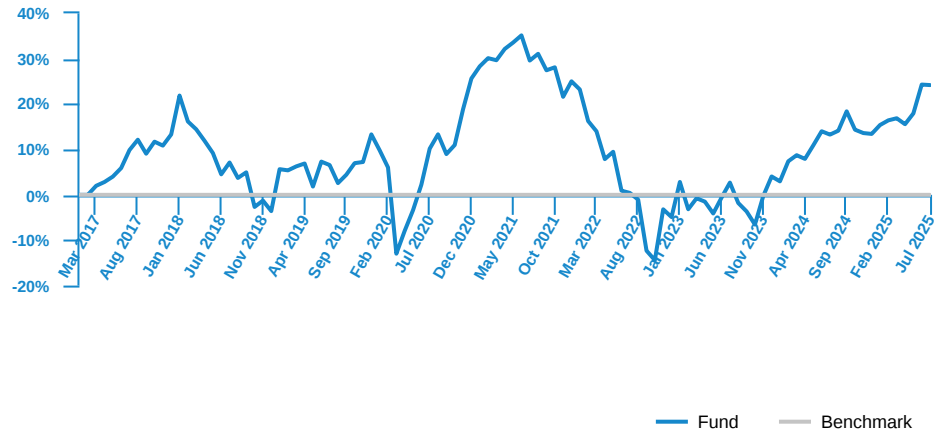
Sustainability



## Fund Information

ISIN Code	MYU1000GB002
Lipper ID	68404383
Bloomberg Ticker	CIMEMMH MK
Domicile	Malaysia
Currency	MYR
Base Currency	USD
Fund Inception	27 Feb 2017
Benchmark	The Fund is benchmark unconstrained as the Target Fund is benchmark unconstrained, i.e. it will be actively managed without reference to any specific benchmark.
Application Fee	Principal Agency Distributor: Up to 6.50% of the NAV per unit IUTAs : Up to 5.50% of the NAV per unit
Management Fee	Up to 1.80% per annum of the NAV of the Class in Malaysia
Trustee Fee	0.03% per annum of the NAV of the Class
Fund Size (MYR)	MYR 9.94 million
Fund Unit	11.04 million units
NAV per unit (As at 31 Jul 2025)	MYR 0.8998
Initial Offering Period (IOP) Date	28 Feb 2017
Initial Offering Period (IOP) Price	MYR 1.00

## Fund Performance



Past performance does not guarantee future results. Asset allocation and diversification do not ensure a profit or protect against a loss.

Cumulative Performance (%)								
	YTD	1M	3M	6M	1Y	3Y	5Y	Since Inception
Fund	9.49	-0.09	7.47	7.63	9.64	23.67	12.72	24.19
Benchmark	N/A	N/A	N/A	N/A	N/A	N/A	N/A	N/A

Calendar Year Returns (%)						
	2024	2023	2022	2021	2020	2019
Fund	9.01	9.41	-23.93	-0.49	10.87	17.54
Benchmark	N/A	N/A	N/A	N/A	N/A	N/A

Most Recent Fund Distributions						
	2025 Jun	2025 Mar	2024 Dec	2024 Sep	2024 Jun	2024 Mar
Gross (sen/unit)	0.68	0.62	0.66	0.47	0.38	0.42
Annualised Yield (%)	3.02	2.90	3.19	2.15	1.78	2.07

Note: February 2017 to July 2025.

Performance data represents the combined income & capital return as a result of holding units in the fund for the specified length of time, based on bid to bid prices. Earnings are assumed to be reinvested.

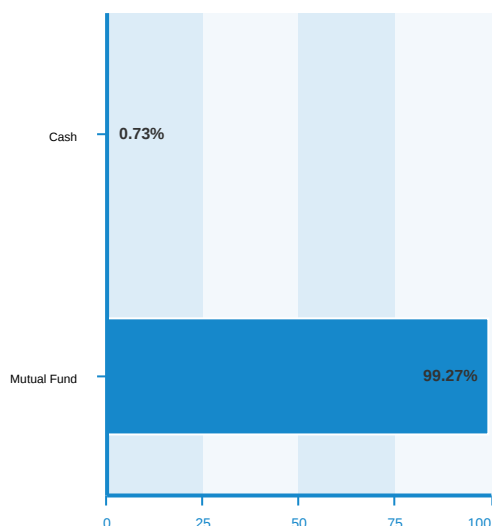
Annualised yield is calculated as the most recent monthly dividend distribution multiplied by the Fund's dividend frequency and divided by the latest NAV.

Source : Lipper

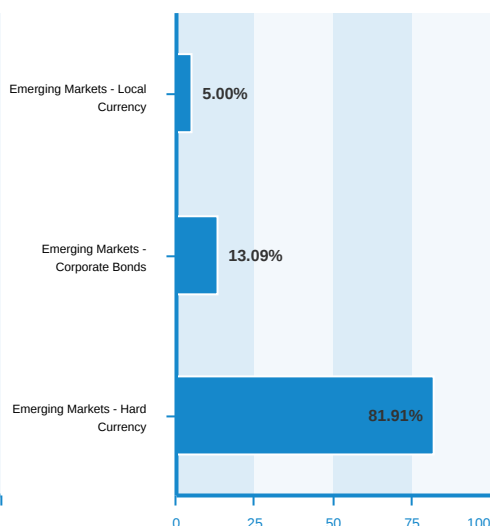
Top Holdings *	Country	% of Net Assets	Fund Risk Statistics	
Taiwan Semiconductor Manufacturing	Taiwan	6.10	Beta	N/A
Tencent Holdings Ltd	China	4.75	Information Ratio	N/A
Samsung Electronics	South Korea	3.20	Sharpe Ratio	0.07
Xiaomi Corporation	China	2.15	(3 years monthly data)	
ICICI Bank Ltd	India	1.96		
Itau Unibanco Holding SA	Brazil	1.75		
Emaar Properties PJSC	United Arab Emirates	1.61		
NetEase Inc	United States	1.58		
PICC Property & Casualty	China	1.55		
Grupo Financiero Banorte SAB de CV	Mexico	1.54		

The holdings listed do not constitute a recommendation to purchase or sell a particular security. Any repeated issuer shown means same issuer with different coupon rate and/or maturity date. Cash and/or derivative positions that are not part of the core investment strategy will not be reflected in the top holdings list.

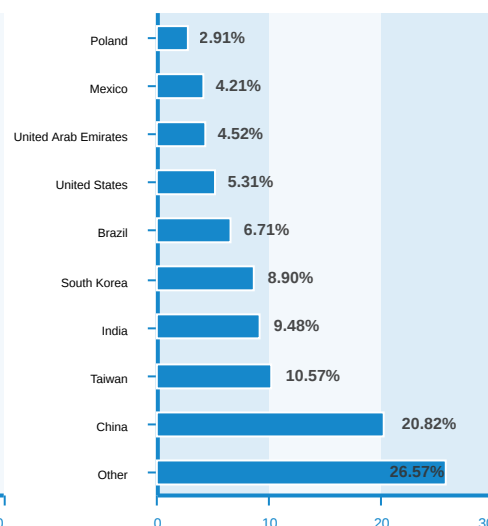
## Asset Allocation (%)



## Sector Allocation (%) \*



## Regional Allocation (%) \*



\* Of the target fund

Fund holdings and allocations shown are unaudited and may not be representative of current or future investments. Percentages may not add up to 100% due to rounding and/or inclusion or exclusion of cash will not be reflected in the top holdings list.

^Based on the fund's portfolio returns as at 15 July 2025, the Volatility Factor (VF) for this fund is 14.73 and is classified as "High" (source: FIMM). The VF means there is a possibility for the fund in generating an upside return or downside return around this VF. The Volatility Class (VC) is assigned by FIMM based on quintile ranks of VF for qualified funds. VF is subject to monthly revision and VC will be revised every six months. The fund's portfolio may have changed since this date and there is no guarantee that the fund will continue to have the same VF or VC in the future. Presently, only funds launched in the market for at least 36 months will display the VF and its VC. We recommend that you read and understand the contents of the Principal Emerging Markets Multi Asset Fund Information Memorandum No.2 dated 31 December 2019, which have been deposited with Securities Commission Malaysia before investing and that you keep the said Information Memorandum for your record. Any issue of units to which the Information Memorandum relates will only be made upon receipt of the completed application form referred to in and accompanying the Information Memorandum, subject to the terms and conditions therein. The principal risks are returns not guaranteed, market risk, inflation risk and loan financing risk. The specific risks of the Target Fund are currency risk, Fund manager's risk and country risk. You can obtain a copy of the Information Memorandum from the head office of Principal Asset Management Berhad or from any of our approved distributors. We suggest that you consider these fees and charges carefully prior to making an investment. Unit prices and income distributions, if any, may fall or rise. Past performance is not reflective of future performance and income distributions are not guaranteed. Product Highlight Sheet ("PHS") is available and that investors have the right to request for a PHS; and the PHS and any other product disclosure document should be read and understood before making any investment decision. There are fees and charges involved in investing in the funds. We suggest that you consider these fees and charges carefully prior to making an investment. Unit prices and income distributions, if any, may fall or rise. Past performance is not reflective of future performance and income distributions are not guaranteed. You are also advised to read and understand the contents of the Financing for Investment in Unit Trust Risk Disclosure Statement/Unit Trust Loan Financing Risk Disclosure Statement before deciding to borrow to purchase units. All performance figures have been extracted from Lipper. Where a unit split/distribution is declared, investors are advised that following the issue of additional units/distribution, the NAV per unit will be reduced from pre-unit split NAV/cum-distribution NAV to post-unit split NAV/ex-distribution NAV; and where a unit split is declared, the value of your investment will remain unchanged after the distribution of the additional units. The Fund is only available to qualified investors, be it individuals or corporations as prescribed by the Guidelines on Unlisted Capital Market Products under the Lodge and Launch Framework issued by the Securities Commission Malaysia on 16 January 2017.

Carefully consider a fund's objective, risks, charges and expenses.

Visit [www.principal.com.my](http://www.principal.com.my) for a prospectus containing this and other information. Please read it carefully before investing.