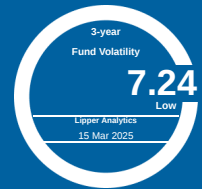


Principal Dynamic Enhanced Malaysia Income Fund

31 March 2025
Available under the EPF Members Investment Scheme



Fund Objective

The Fund aims to provide capital growth over the medium to long-term as well as income distributions. The Fund aims to invest in a diversified portfolio of primarily fixed income investments and some exposures in equities. The Fund may invest between 20% to 80% (both inclusive) of its NAV in debentures with a minimum credit rating of BBB3 or P2 by RAM or equivalent rating by MARC or by local rating agency(ies) of the country of issuance or BBB- by S&P or equivalent rating by any other international rating agencies. The Fund may also invest between 20% to 80% (both inclusive) of its NAV in equities.

Lipper Score

Total Return

Consistent Return

5

5

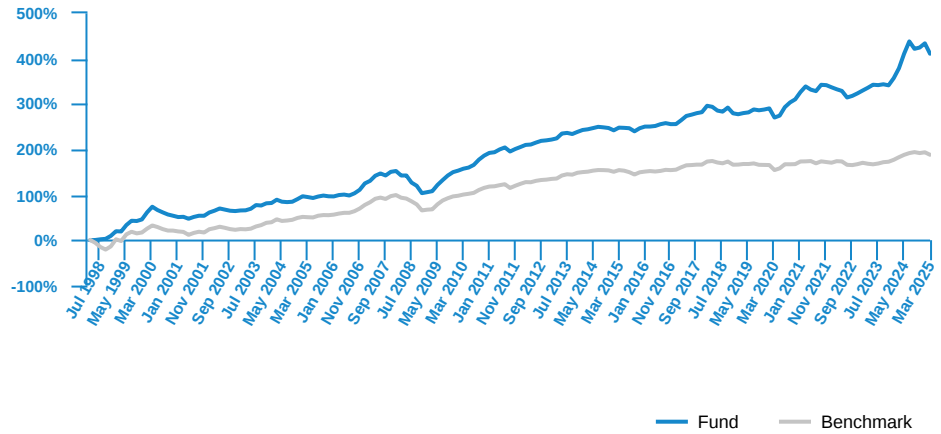
Morningstar Rating



Fund Information

ISIN Code	MYU1000AG004
Lipper ID	60001428
Bloomberg Ticker	COMINPI MK
Domicile	Malaysia
Currency	MYR
Base Currency	MYR
Fund Inception	12 Mar 1998
Benchmark	40% FBM 100 + 60% CIMB Bank 1-Month Fixed Deposit Rate
Application Fee	5.00% of the NAV per unit
Management Fee	1.85% p.a. of the NAV
Trustee Fee	0.045% p.a. of the NAV
Fund Size (MYR)	MYR 45.56 million
Fund Unit	144.79 million units
NAV per unit (As at 31 Mar 2025)	MYR 0.3146
Initial Offering Period (IOP) Date	2 Apr 1998
Initial Offering Period (IOP) Price	MYR 0.50

Fund Performance



Past performance does not guarantee future results. Asset allocation and diversification do not ensure a profit or protect against a loss.

Cumulative Performance (%)								
	YTD	1M	3M	6M	1Y	3Y	5Y	Since Inception
Fund	-7.27	-1.96	-7.27	-3.08	3.87	17.49	42.16	405.89
Benchmark	-3.54	-1.26	-3.54	-2.41	1.06	4.51	15.03	186.47

Calendar Year Returns (%)							
	2024	2023	2022	2021	2020	2019	
Fund	20.13	7.17	-4.26	5.31	7.28	3.80	
Benchmark	8.04	1.74	-1.03	-0.86	2.94	0.55	

Most Recent Fund Distributions						
	2025 Jan	2024 Jul	2024 Jan	2023 Jul	2023 Jan	2022 Jul
Gross (sen/unit)	0.75	0.60	0.29	0.42	0.28	0.42
Annualised Yield (%)	4.62	3.45	1.95	2.91	1.94	3.00

Most Recent Unit Splits					
					2003 Dec
Ratio					1:1

Note: March 1998 to March 2025.

Performance data represents the combined income & capital return as a result of holding units in the fund for the specified length of time, based on bid to bid prices. Earnings are assumed to be reinvested.

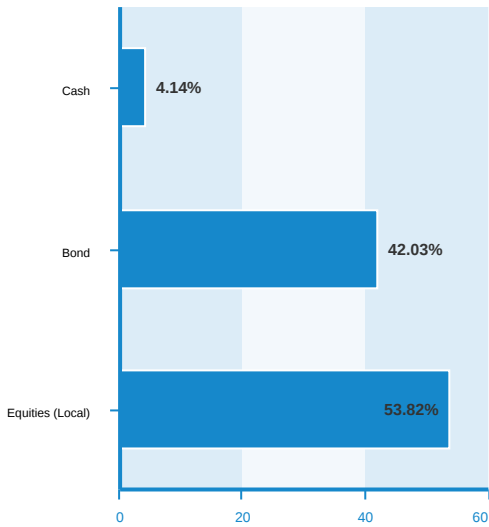
Annualised yield is calculated as the most recent monthly dividend distribution multiplied by the Fund's dividend frequency and divided by the latest NAV.

Source : Lipper

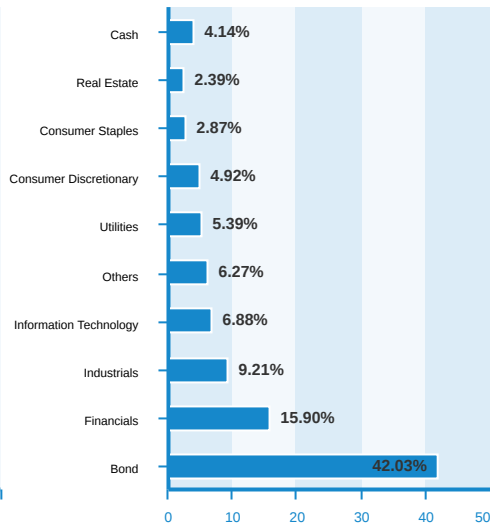
Top Holdings	Country	% of Net Assets	Fund Risk Statistics	
Sarawak Energy Bhd	Malaysia	9.36	Beta	1.23
Starbright Capital Bhd	Malaysia	5.47	Information Ratio	0.20
Malayan Banking Bhd	Malaysia	4.73	Sharpe Ratio	0.08
Evyap Sabun Malaysia Sdn Bhd	Malaysia	4.63	(3 years monthly data)	
Tenaga Nasional Bhd	Malaysia	4.15		
CIMB Group Holdings Bhd	Malaysia	3.60		
YTL Corporation Bhd	Malaysia	2.99		
Gamuda Bhd	Malaysia	2.92		
Hong Leong Bank Bhd	Malaysia	2.72		
DIGI Telecommunications Sdn Bhd	Malaysia	2.61		

The holdings listed do not constitute a recommendation to purchase or sell a particular security. Any repeated issuer shown means same issuer with different coupon rate and/or maturity date. Cash and/or derivative positions that are not part of the core investment strategy will not be reflected in the top holdings list.

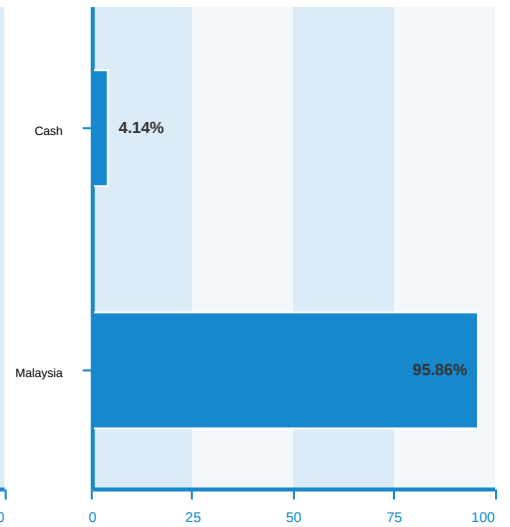
Asset Allocation (%)



Sector Allocation (%)



Regional Allocation (%)



Fund holdings and allocations shown are unaudited and may not be representative of current or future investments. Percentages may not add up to 100% due to rounding and/or inclusion or exclusion of cash will not be reflected in the top holdings list.

^Based on the fund's portfolio returns as at 15 March 2025, the Volatility Factor (VF) for this fund is 7.24 and is classified as "Low" (source: FIMM). The VF means there is a possibility for the fund in generating an upside return or downside return around this VF. The Volatility Class (VC) is assigned by FIMM based on quintile ranks of VF for qualified funds. VF is subject to monthly revision and VC will be revised every six months. The fund's portfolio may have changed since this date and there is no guarantee that the fund will continue to have the same VF or VC in the future. Presently, only funds launched in the market for at least 36 months will display the VF and its VC. We recommend that you read and understand the contents of the Master Prospectus dated 10 July 2023, which has been duly registered with the Securities Commission Malaysia, before investing and that you keep the said Master Prospectus for your records. Any issue of units to which the Master Prospectus relates will only be made upon receipt of the completed application form referred to in and accompanying the Master Prospectus, subject to the terms and conditions therein. Investments in the Fund are exposed to country risk, credit and default risk, currency risk, interest rate risk, risk of investing in emerging markets, stock specific risk. You can obtain a copy of the Master Prospectus from the head office of Principal Asset Management Berhad or from any of our approved distributors. Product Highlight Sheet ("PHS") is available and that investors have the right to request for a PHS; and the PHS and any other product disclosure document should be read and understood before making any investment decision. There are fees and charges involved in investing in the funds. We suggest that you consider these fees and charges carefully prior to making an investment. Unit prices and income distributions, if any, may fall or rise. Past performance is not reflective of future performance and income distributions are not guaranteed. You are also advised to read and understand the contents of the Financing for Investment in Unit Trust Risk Disclosure Statement/Unit Trust Loan Financing Risk Disclosure Statement before deciding to borrow to purchase units. Where a unit split/distribution is declared, you are advised that following the issue of additional units/distribution, the NAV per unit will be reduced from pre-unit split NAV/cum-distribution NAV to post-unit split NAV/ex-distribution NAV; and where a unit split is declared, the value of your investment in Malaysian Ringgit will remain unchanged after the distribution of the additional units.

Carefully consider a fund's objective, risks, charges and expenses.

Visit www.principal.com.my for a prospectus containing this and other information. Please read it carefully before investing.