

Principal DALI Equity Growth Fund (formerly known as CIMB Islamic DALI Equity Growth Fund)

31 May 2021

Available under the EPF Members Investment Scheme.



Fund Objective

To achieve consistent capital growth over the medium to long-term.

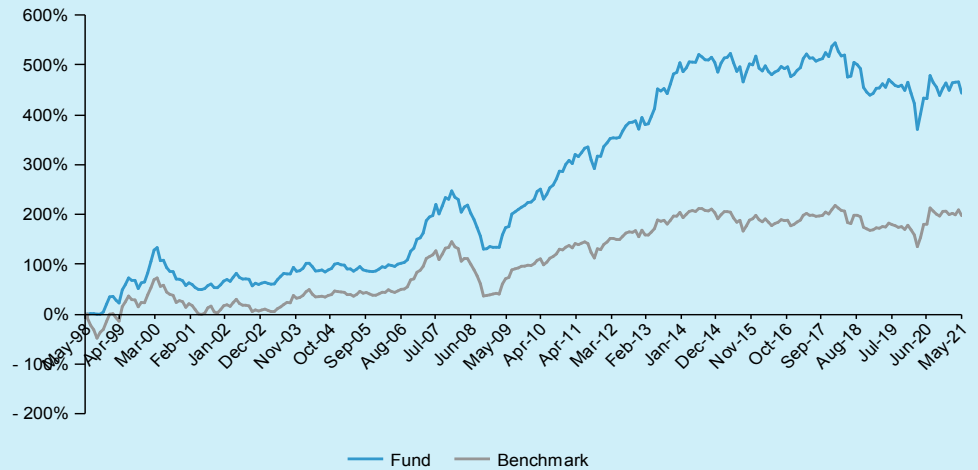
Currency: MYR ISIN Code: MYU1000BB003

Bloomberg Ticker: BHLPDAI MK

Fund Information

Location	Malaysia
Domicile	Malaysia
Fund Currency	Ringgit Malaysia
Fund Size (MYR)	MYR 2.19 billion
Fund Unit	2.14 billion units
Fund Launch	7 May 1998
Benchmark	FTSE Bursa Malaysia EMAS Shariah Index
Dealing	Daily (as per Bursa Malaysia trading day)
Application Fee	IUTAs: 6.50% of NAV per unit Principal Agency Distributor: 6.50% of NAV per unit
Management Fee	1.50% p.a. of the NAV
Trustee Fee	0.06% p.a. of the NAV
Unit NAV (MYR)	MYR 1.0266

Fund Performance



Past performance does not guarantee future results. Asset allocation and diversification do not ensure a profit or protect against a loss.

Cumulative Performance (%)

	YTD	1 Month	3 Months	6 Months	1-Year	3-Year	5-Year	Since Inception
Fund	-3.67	-4.02	-3.72	-1.86	1.80	-5.66	-6.42	443.39
Benchmark	-2.94	-3.76	-1.59	-2.85	6.22	4.90	7.13	197.60

Calendar Year Returns (%)

	2020	2019	2018	2017	2016	2015
Fund	-0.24	4.80	-15.41	9.80	-5.99	5.50
Benchmark	10.14	3.85	-13.52	10.72	-6.14	2.35

Most Recent Fund Distributions

	2020 Jul	2018 Jul	2017 Jul	2016 Aug	2015 Jul	2014 Jul
Gross (Sen/Unit)	0.76	6.50	6.50	6.50	6.25	7.25
Annualised Yield (%)	0.72	5.49	4.90	4.93	4.36	4.76

Note: May 1998 to May 2021.

Performance data represents the combined income & capital return as a result of holding units in the fund for the specified length of time, based on bid to bid prices. Earnings are assumed to be reinvested.

Annualised yield is calculated as the most recent monthly dividend distribution multiplied by the Fund's dividend frequency and divided by the latest NAV.

Source : Lipper

Top 10 Holdings

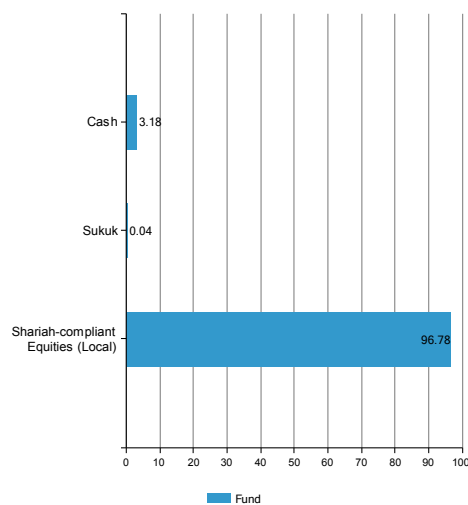
	Country	% of net assets
Tenaga Nasional Bhd	Malaysia	8.03
Press Metal Aluminium Hldg Bhd	Malaysia	4.92
Sime Darby Plantation Bhd	Malaysia	4.77
Petronas Chemicals Group Bhd	Malaysia	4.75
Telekom Malaysia Bhd	Malaysia	3.85
My Eg Services Bhd	Malaysia	3.73
Hartalega Hldg Bhd	Malaysia	3.50
Dialog Group Bhd	Malaysia	3.41
MISC Bhd	Malaysia	3.34
Time Dotcom Bhd	Malaysia	3.05

The holdings listed do not constitute a recommendation to purchase or sell a particular security. Cash and/or derivative positions that are not part of the core investment strategy will not be reflected in the top holdings list.

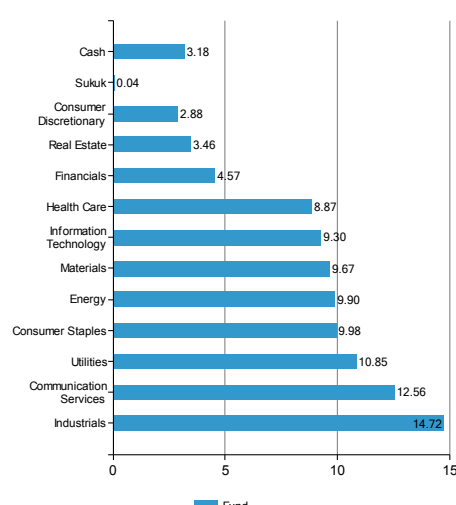
Fund Risk Statistics

Beta	0.84
Information Ratio	-0.82
Sharpe Ratio	-0.40
3 years monthly data	

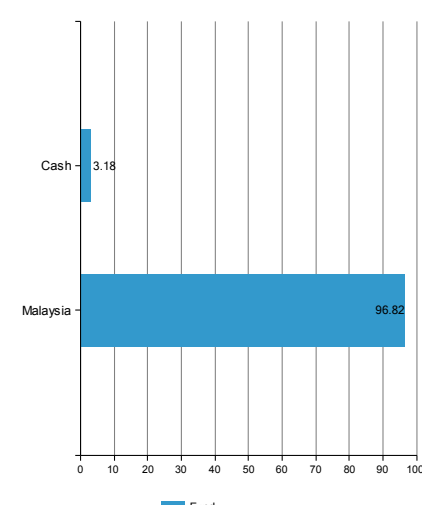
Asset Allocation (%)



Sector Allocation (%)



Regional Allocation (%)



Source: Factset. Fund holdings and allocations shown are unaudited and may not be representative of current or future investments. Percentages may not add up to 100% due to rounding and/or inclusion or exclusion of cash will not be reflected in the top holdings list.

Fund Manager's Report

The Fund fell by 4.02% in May 2021, underperforming the benchmark by 26bps. Stock selection in Industrials, Energy, Utilities and Consumer Staples dragged the fund performance. On the YTD, the fund underperformed the Benchmark by 73bps.

Malaysia's manufacturing PMI eased from April's record of 53.9pts to 51.3pts in May, given the stricter measures imposed to combat COVID-19 infections, but the measure suggested that the manufacturing sector was still expanding. It was also the first time back-to-back monthly improvements were reported since mid-2018. Manufacturing output could be dampened in the months ahead, as the country goes into 'full lockdown', but firms surveyed by IHS Markit remained optimistic that output would increase over the coming 12 months.

BNM maintained its OPR at 1.75% during its May policy meeting despite expecting inflation to average 2.5-4.0% this year. We continue to expect that the central bank will maintain an accommodative monetary policy and resort to fiscal measures and stimulus to support the economy. Bank Negara pegs 2021 GDP growth at 6.0-7.5%, but the recent lockdown measures have caused economists to shave 100-150bps off their respective GDP forecasts.

Consensus projects KLCI earnings to grow almost 45% in 2021 but stay flat in 2022. There were modest upgrades in Financials and Materials, but they were largely offset by cuts in reopening plays such as Transport and Gaming. Excluding gloves, earnings growth for 2022 is still projected to be in the mid-teens, which is very commendable. However, there seems downside risk to earnings for most of the laggard sectors, in particular Gaming, Transport and Tech. Gaming and Transport would largely depend on the pace of reopening, while expectations for Technology companies is quite high.

We stay Neutral on Malaysia. Despite the near-term headwinds, we remain proponents of the reopening theme and thus constructive on Cyclical, Consumer Discretionary and select Transport sectors. We turned cautious on some commodities but remain positive on energy and aluminum. The former will benefit from rising air travel activities and the latter due green infrastructure spending. We are very selective on Tech and maintain our underweight stance on Gloves as earnings seem to have peaked despite ESG issues waning.

^aBased on the fund's portfolio returns as at 15 May 2021, the Volatility Factor (VF) for this fund is 12.850 and is classified as "Moderate" (source: FIMM). The VF means there is a possibility for the fund in generating an upside return or downside return around this VF. The Volatility Class (VC) is assigned by FIMM based on quintile ranks of VF for qualified funds. VF is subject to monthly revision and VC will be revised every six months. The fund's portfolio may have changed since this date and there is no guarantee that the fund will continue to have the same VF or VC in the future. Presently, only funds launched in the market for at least 36 months will display the VF and its VC.

We recommend that you read and understand the contents of the Master Prospectus (Islamic Funds) dated 31 December 2019, which has been duly registered with the Securities Commission Malaysia, before investing and that you keep the said Master Prospectus (Shariah-Compliant Funds) for your records. Any issue of units to which the Master Prospectus (Shariah-Compliant Funds) relates will only be made upon receipt of the completed application form referred to in and accompanying the Master Prospectus (Shariah-Compliant Funds), subject to the terms and conditions therein. Investments in the Fund are exposed to risks associated with investment in warrants and stock specific risk. You can obtain a copy of the Master Prospectus (Shariah-Compliant Funds) from the head office of Principal Asset Management Berhad or from any of our approved distributors. Product Highlight Sheet ("PHS") is available and that investors have the right to request for a PHS; and the PHS and any other product disclosure document should be read and understood before making any investment decision. There are fees and charges involved in investing in the funds. We suggest that you consider these fees and charges carefully prior to making an investment. Unit prices and income distributions, if any, may fall or rise. Past performance is not reflective of future performance and income distributions are not guaranteed. You are also advised to read and understand the contents of the Financing for Investment in Unit Trust Risk Disclosure Statement before deciding to obtain financing to purchase units. Where a unit split/distribution is declared, you are advised that following the issue of additional units/distribution, the NAV per unit will be reduced from pre-unit split NAV/cum-distribution NAV to post-unit split NAV/ex-distribution NAV; and where a unit split is declared, the value of your investment in Malaysian ringgit will remain unchanged after the distribution of the additional units.

Carefully consider a fund's objective, risks, charges and expenses.

Visit www.principal.com.my for a prospectus containing this and other information. Please read it carefully before investing.

Principal Asset Management Berhad

10th Floor, Bangunan CIMB, Jalan Semantan Damansara Heights, 50490 Kuala Lumpur.

Tel: (603) 2084 8888 Fax: (603) 2084 8899 Website: www.principal.com.my