


# Principal Conservative Bond Fund - Class A

31 March 2025



## Fund Objective

The Fund aims to provide regular income through diversified investments in Malaysian bonds. The Fund will be managed with the aim of achieving regular income through investments in a diversified portfolio of Malaysian bonds. The Fund will invest at least 97% of its NAV in Government bonds and corporate bonds, out of which the Fund will invest between 20% to 50% (both inclusive) of its NAV in Government bonds and between 50% to 80% (both inclusive) of its NAV in corporate bonds. For Government bonds, the Fund may invest up to 30% of its NAV in Government Agency bonds. In addition, the Fund may invest up to 10% of its NAV in Asset-Backed Securities. The Fund will also invest up to 3% of its NAV in liquid assets.

## Lipper Score

Total Return

Consistent Return

2

2

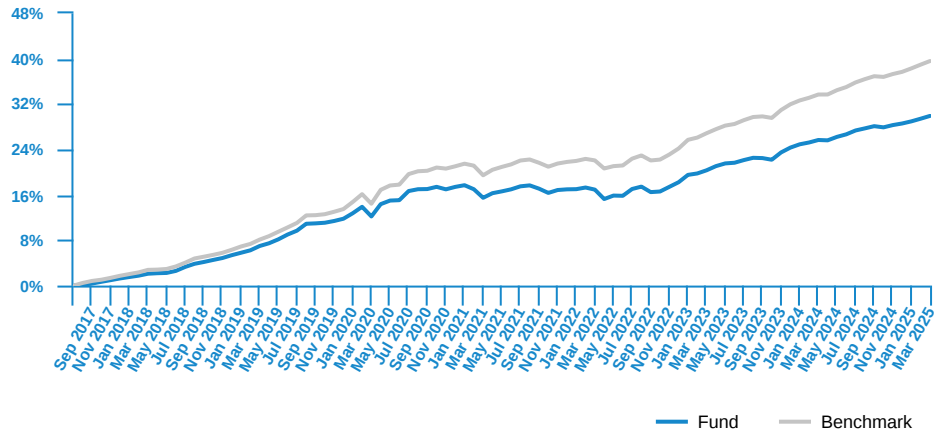
## Morningstar Rating



## Fund Information

ISIN Code	MYU1000GL001
Lipper ID	68437189
Bloomberg Ticker	CIMPCBA MK
Domicile	Malaysia
Currency	MYR
Base Currency	MYR
Fund Inception	8 Aug 2017
Benchmark	10% TR BPAM Govt (1-3 years) all bond index + 10% TR BPAM Govt (3-7 years) all bond index + 5% TR BPAM Quasi Govt (1-3 years) all bond index + 5% TR BPAM Quasi Govt (3-7 years) all bond index + 10% TR BPAM Corporate (1-3 years) all
Application Fee	Agency Distributors and IUTAs: Up to 2.00% of the NAV per unit.
Management Fee	Up to 1.00% p.a. of the NAV
Trustee Fee	Up to 0.025% p.a. of the NAV
Fund Size (MYR)	MYR 24.7 thousand
Fund Unit	0.02 million units
NAV per unit (As at 31 Mar 2025)	MYR 1.2995
Initial Offering Period (IOP) Date	29 Aug 2017
Initial Offering Period (IOP) Price	MYR 1.00

## Fund Performance



Past performance does not guarantee future results. Asset allocation and diversification do not ensure a profit or protect against a loss.

Cumulative Performance (%)								
	YTD	1M	3M	6M	1Y	3Y	5Y	Since Inception
Fund	1.04	0.38	1.04	1.41	3.38	11.12	15.80	29.92
Benchmark	1.39	0.46	1.39	1.96	4.42	14.36	21.99	39.60

Calendar Year Returns (%)						
	2024	2023	2022	2021	2020	2019
Fund	3.42	5.16	1.08	-0.37	5.02	6.10
Benchmark	4.33	6.28	1.95	0.64	6.64	6.76

Note: August 2017 to March 2025.

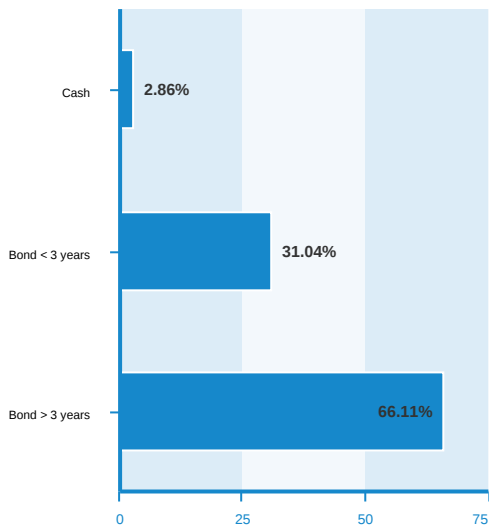
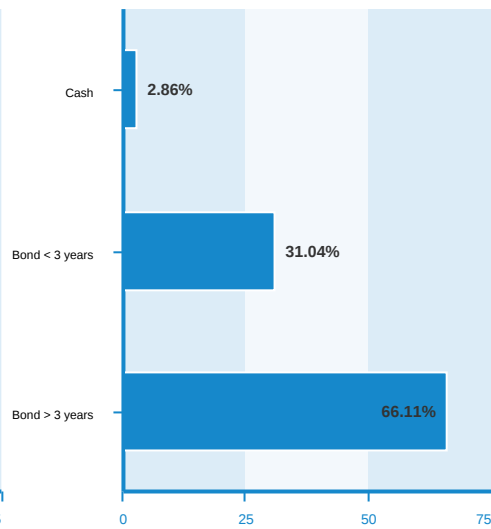
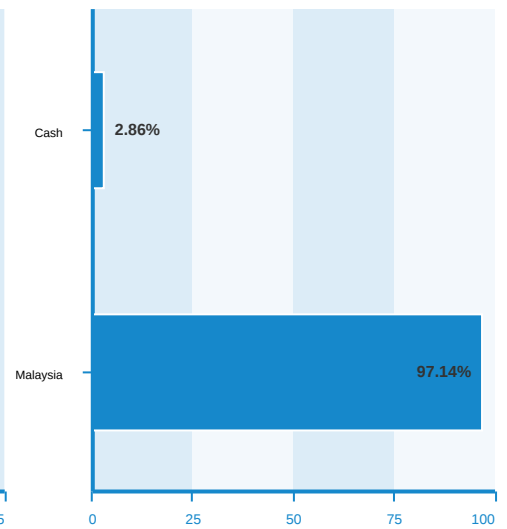
Performance data represents the combined income & capital return as a result of holding units in the fund for the specified length of time, based on bid to bid prices. Earnings are assumed to be reinvested.

Annualised yield is calculated as the most recent monthly dividend distribution multiplied by the Fund's dividend frequency and divided by the latest NAV.

Source : Lipper

Top Holdings	Country	% of Net Assets	Fund Risk Statistics	
Malaysia Government Securities	Malaysia	6.20	Beta	1.05
Malaysia Government Securities	Malaysia	5.16	Information Ratio	-1.09
Malaysia Government Securities	Malaysia	3.45	Sharpe Ratio	0.03
GII Murabahah	Malaysia	2.95	(3 years monthly data)	
GII Murabahah	Malaysia	2.88		
GII Murabahah	Malaysia	2.65		
Genting RMTN Bhd	Malaysia	2.04		
Hong Leong Bank Bhd	Malaysia	1.74		
Pengurusan Air SPV Bhd	Malaysia	1.74		
Sabah Credit Corporation	Malaysia	1.46		

The holdings listed do not constitute a recommendation to purchase or sell a particular security. Any repeated issuer shown means same issuer with different coupon rate and/or maturity date. Cash and/or derivative positions that are not part of the core investment strategy will not be reflected in the top holdings list.

**Asset Allocation (%)****Sector Allocation (%)****Regional Allocation (%)**

Fund holdings and allocations shown are unaudited and may not be representative of current or future investments. Percentages may not add up to 100% due to rounding and/or inclusion or exclusion of cash will not be reflected in the top holdings list.

**Fund Manager's Report**

The Fund's net performance for the month of March 2025 came in at 0.38%, underperforming the benchmark's return by -8bps. For the 12-months period ending 31 March 2025, the Fund delivered a net return of +3.38%, underperforming the benchmark by -104bps.

Bank Negara Malaysia (BNM) maintained the Overnight Policy Rate (OPR) at 3.00% during its Monetary Policy Committee (MPC) meeting in March, whilst remaining constructive on global and domestic growth outlook. The statement also highlighted external and global policy uncertainties, particularly the US trade and tariff policies under the Trump 2.0 administration.

BNM also released its 2024 Annual Report on 24th March and affirmed its growth forecast for 2025 at 4.5 – 5.5% despite acknowledging considerable external uncertainties. While the central bank trimmed its growth outlook for net external demand, they revised the growth outlook for public consumption and investment activities upwards. Meanwhile, they maintained the headline inflation and core inflation forecasts at +2.0 – 3.5%, and +1.5 – 2.5%, for 2025 respectively. Despite the 13.3% increase in minimum wages w.e.f 1st February, Malaysia's headline inflation rate eased to +1.5% YoY in February (Jan-25: +1.7%), while core inflation edged up to +1.9% YoY (Jan-25: +1.8%).

In February, Malaysia's exports growth picked up with +6.2% YoY (Jan-25: +0.3%), while imports grew +5.5% YoY (Jan-25: +6.2%), leading to a higher trade surplus of RM5.9bn (Jan-25: RM3.7bn). Exports to the US and namely Electrical and Electronics were particularly strong, possibly due to the front-loading activities ahead of "Liberation Day".

Malaysia's manufacturing sector conditions remained contraction for the 10th consecutive month in March with the seasonally adjusted manufacturing PMI registering 48.9 (Feb-25: 49.7), as new orders eased the most in a year and production fell. Meanwhile, Malaysia's unemployment rate remained at 3.1% in January (Dec-24: 3.1%).

We are mindful of the external headwinds due to US trade policy and tariff actions and potential geopolitical tensions, thereby leading to a risk off sentiment. We could see market volatility to persist in the coming months. We maintain our overweight duration bias relative to the Benchmark.

<sup>^</sup>Based on the fund's portfolio returns as at 15 March 2025, the Volatility Factor (VF) for this fund is 1.66 and is classified as "Very Low" (source: FIMM). The VF means there is a possibility for the fund in generating an upside return or downside return around this VF. The Volatility Class (VC) is assigned by FIMM based on quintile ranks of VF for qualified funds. VF is subject to monthly revision and VC will be revised every six months. The fund's portfolio may have changed since this date and there is no guarantee that the fund will continue to have the same VF or VC in the future. Presently, only funds launched in the market for at least 36 months will display the VF and its VC. We recommend that you read and understand the contents of the Principal Conservative Bond Fund Prospectus Issue No. 3 dated 25 May 2023 which has been duly registered with the Securities Commission Malaysia, before investing and that you keep the said Fund Prospectus for your record. Any issue of units to which the Fund Prospectus relates will only be made upon receipt of the completed application form referred to in and accompanying the Fund Prospectus subject to the terms and conditions therein. Investments in the Fund are exposed to interest rate risk, credit and default risk and liquidity risk. You can obtain a copy of the Fund Prospectus from the head office of Principal Asset Management Berhad or from any of our approved distributors. Product Highlight Sheet ("PHS") is available and that investors have the right to request for a PHS; and the PHS and any other product disclosure document should be read and understood before making any investment decision. There are fees and charges involved in investing in the funds. We suggest that you consider these charges carefully prior to making an investment. Unit prices and income distributions, if any, may fall or rise. Past performance is not reflective of future performance and income distributions are not guaranteed. You are advised to read and understand the contents of the Unit Trust Loan Financing Risk Disclosure Statement before deciding to borrow to purchase units. Where a unit split/distribution is declared, investors are advised that following the issue of additional units/distribution, the NAV per unit will be reduced from pre-unit split NAV/cum-distribution NAV to post-unit split NAV/ex-distribution NAV; and where a unit split is declared, the value of your investment in Malaysian Ringgit will remain unchanged after the distribution of the additional units.

Carefully consider a fund's objective, risks, charges and expenses.

Visit [www.principal.com.my](http://www.principal.com.my) for a prospectus containing this and other information. Please read it carefully before investing.