

# Principal Biotechnology Discovery Fund - Class MYR-Hedged

31 July 2025



## Fund Objective

The Fund aims to achieve capital appreciation through investments in one collective investment scheme, which invests in biotechnology related securities. In order to achieve its investment objective, the Fund will invest at least 95% of its NAV in the Franklin Biotechnology Discovery Fund Class I (Accumulation) USD (Target Fund). The Fund may also invest up to 5% of its NAV in liquid assets for liquidity purpose. The Target Fund invests principally in equity securities of biotechnology companies and discovery research firms located in the USA and other countries, and to a lesser extent in debt securities of any type of issuers worldwide.

## Lipper Score

Total Return

Consistent Return

1

1

## Morningstar Rating

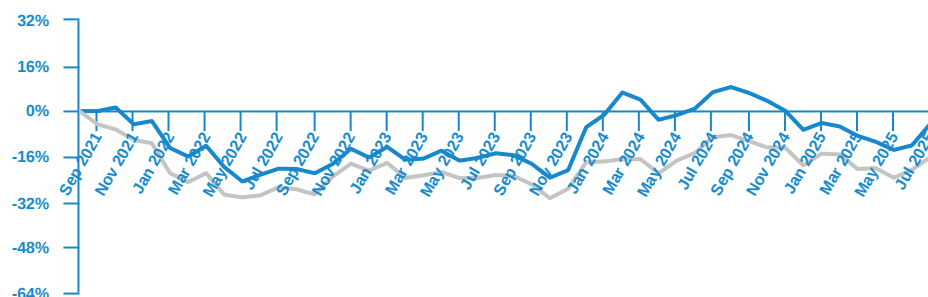
Sustainability



## Fund Information

ISIN Code	MYU0100A0898
Lipper ID	68672507
Bloomberg Ticker	PRPBDMH MK
Domicile	Malaysia
Currency	MYR
Base Currency	USD
Fund Inception	15 Sep 2021
Benchmark	NASDAQ Biotechnology Index
Application Fee	Up to 5.00% of the NAV per unit
Management Fee	1.80% p.a. of the NAV
Trustee Fee	0.03% p.a. of the NAV
Fund Size (MYR)	MYR 44.59 million
Fund Unit	46.74 million units
NAV per unit (As at 31 Jul 2025)	MYR 0.9539
Initial Offering Period (IOP) Date	6 Oct 2021
Initial Offering Period (IOP) Price	MYR 1.00

## Fund Performance



Past performance does not guarantee future results. Asset allocation and diversification do not ensure a profit or protect against a loss.

### Cumulative Performance (%)

	YTD	1M	3M	6M	1Y	3Y	5Y	Since Inception
Fund	2.14	8.51	6.98	-0.45	-10.58	19.70	N/A	-4.61
Benchmark	3.49	5.52	4.71	-1.58	-7.90	14.31	N/A	-16.35

### Calendar Year Returns (%)

	2024	2023	2022	2021	2020	2019
Fund	-0.98	12.77	-13.34	N/A	N/A	N/A
Benchmark	-1.37	3.74	-10.91	N/A	N/A	N/A

Note: September 2021 to July 2025.

Performance data represents the combined income & capital return as a result of holding units in the fund for the specified length of time, based on bid to bid prices. Earnings are assumed to be reinvested.

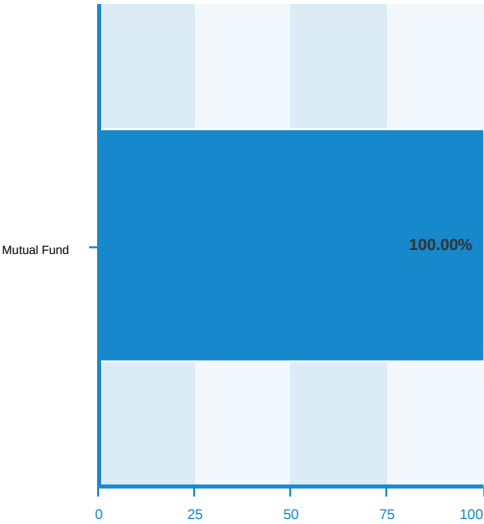
Annualised yield is calculated as the most recent monthly dividend distribution multiplied by the Fund's dividend frequency and divided by the latest NAV.

Source : Lipper

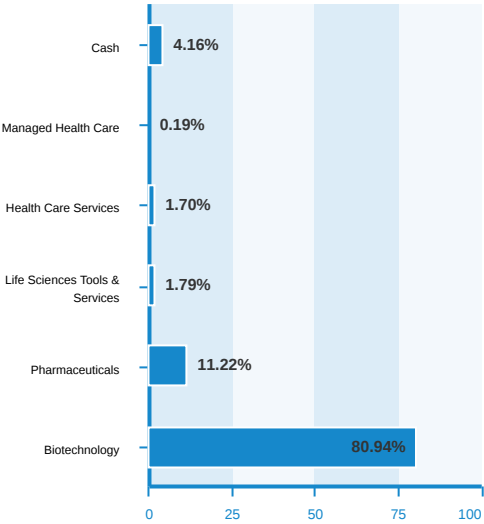
Top Holdings *	Country	% of Net Assets	Fund Risk Statistics
Gilead Sciences Inc	United States	7.37	Beta 0.81
Vertex Pharmaceuticals Inc	United States	6.51	Information Ratio 0.07
Amgen Inc	United States	5.80	Sharpe Ratio 0.04
Argenx SE	Netherlands	4.40	(3 years monthly data)
Regeneron Pharmaceuticals Inc	United States	4.34	
Insmed Inc	United States	4.11	
Ascendis Pharma A/S	Denmark	3.84	
Merus NV	Netherlands	3.82	
Jazz Pharmaceuticals PLC	United States	3.74	
Alnylam Pharmaceuticals Inc	United States	3.68	

The holdings listed do not constitute a recommendation to purchase or sell a particular security. Any repeated issuer shown means same issuer with different coupon rate and/or maturity date. Cash and/or derivative positions that are not part of the core investment strategy will not be reflected in the top holdings list.

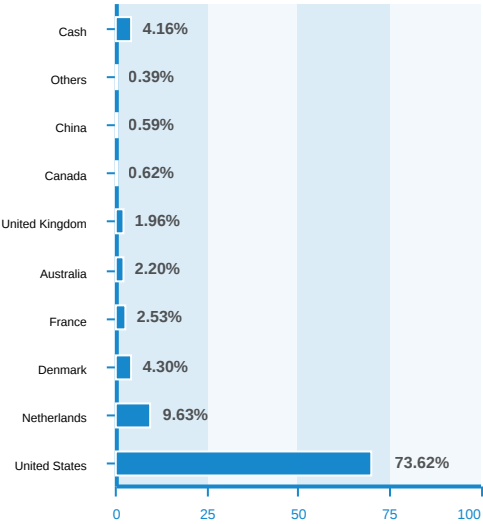
Asset Allocation (%)



Sector Allocation (%) \*



Regional Allocation (%) \*



\* Of the target fund  
Fund holdings and allocations shown are unaudited and may not be representative of current or future investments. Percentages may not add up to 100% due to rounding and/or inclusion or exclusion of cash will not be reflected in the top holdings list.

We recommend that you read and understand the contents of the Prospectus for the Principal Biotechnology Discovery Fund Issue No. 2 dated 3 July 2023 which has been deposited with Securities Commission Malaysia before investing and that you keep the said Prospectus for your record. Any issue of units to which the Prospectus relates will only be made upon receipt of the completed application form referred to in and accompanying the Prospectus, subject to the terms and conditions therein. The general risks are returns not guaranteed, market risk, inflation risk, and loan financing risk. The specific risks of the fund are currency risk, Fund manager risk, country risk and sector risk. You can obtain a copy of the Prospectus from the head office of Principal Asset Management Berhad or from any of our approved distributors. Product Highlight Sheet ("PHS") is available and that investors have the right to request for a PHS; and the PHS and any other product disclosure document should be read and understood before making any investment decision. There are fees and charges involved in investing in the funds. We suggest that you consider these fees and charges carefully prior to making an investment. Unit prices and income distributions, if any, may fall or rise. Past performance is not reflective of future performance and income distributions are not guaranteed. You are also advised to read and understand the contents of the Financing for Investment in Unit Trust Risk Disclosure Statement/Unit Trust Loan Financing Risk Disclosure Statement before deciding to obtain financing to purchase units. All performance figures have been extracted from Lipper.

Carefully consider a fund's objective, risks, charges and expenses.  
Visit [www.principal.com.my](http://www.principal.com.my) for a prospectus containing this and other information. Please read it carefully before investing.