

Principal Asia Pacific Dynamic Mixed Asset Fund (formerly known as CIMB-Principal Asia Pacific Dynamic Mixed Asset Fund)-Class MYR

31 May 2021



Fund Objective

The Fund aims to provide income and capital appreciation by investing in equities, debt securities, money market instruments and/or deposits.

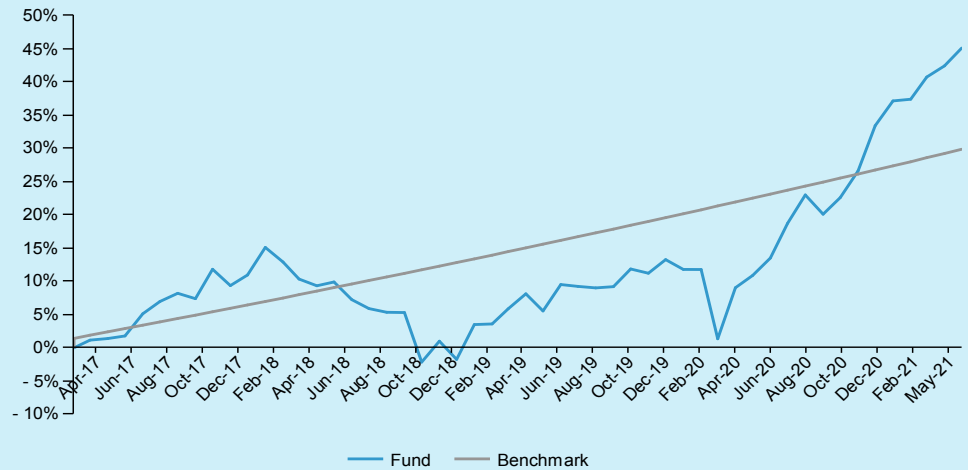
Currency: MYR ISIN Code: MYU1000FZ003

Bloomberg Ticker: CIAPDMA MK

Fund Information

Domicile	Malaysia
Base Currency	Ringgit Malaysia (MYR)
Fund Inception	9 January 2017
Benchmark	Fund has a target return of six percent (6%) per annum.
Application Fee	Principal Agency Distributor: Up to 6.50% of the NAV per unit IUTAs: Up to 5.50% of the NAV per unit
Management Fee	1.80% per annum of the NAV of the Class in Malaysia
Trustee Fee	Up to 0.05% per annum
Fund Size (MYR)	MYR 74.80 million
NAV per unit (As at 31 May 2021)	MYR 1.3139

Fund Performance



Past performance does not guarantee future results. Asset allocation and diversification do not ensure a profit or protect against a loss.

Cumulative Performance (%)

	YTD	1 Month	3 Months	6 Months	1-Year	3-Year	5-Year	Since Inception
Fund	8.77	1.88	5.61	14.63	30.90	32.06	N/A	45.06
Benchmark	2.46	0.49	1.47	2.96	6.00	19.10	N/A	29.82

Calendar Year Returns (%)

	2020	2019	2018	2017	2016	2015
Fund	17.80	15.30	-11.45	N/A	N/A	N/A
Benchmark	6.00	6.00	6.00	N/A	N/A	N/A

Most Recent Fund Distributions

	2021 Mar	2020 Sep	2020 Mar	2018 Apr
Gross (Sen/Unit)	3.18	1.68	1.65	4.68
Annualised Yield (%)	2.44	1.49	1.62	4.21

Note: January 2017 to May 2021.

Performance data represents the combined income & capital return as a result of holding units in the fund for the specified length of time, based on bid to bid prices. Earnings are assumed to be reinvested.

Annualised yield is calculated as the most recent monthly dividend distribution multiplied by the Fund's dividend frequency and divided by the latest NAV.

Source : Lipper

Top 10 Holdings

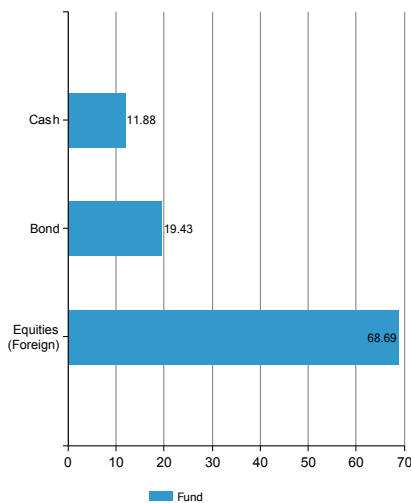
	Country	% of net assets
Indonesia Government	Indonesia	5.91
Reliance Industries Ltd	India	5.23
Tencent Hldg Ltd	HK, China	4.15
Xinyi Glass Hldg Co. Ltd	HK, China	3.89
LG Chem Ltd	South Korea	3.85
LBS Bina Group Bhd	Malaysia	3.37
Mah Sing Group Bhd	Malaysia	3.35
Samsung Electronics Co. Ltd	South Korea	2.91
BlueScope Steel Ltd	Australia	2.85
WuXi AppTec Co Ltd	China	2.70

The holdings listed do not constitute a recommendation to purchase or sell a particular security. Cash and/or derivative positions that are not part of the core investment strategy will not be reflected in the top holdings list.

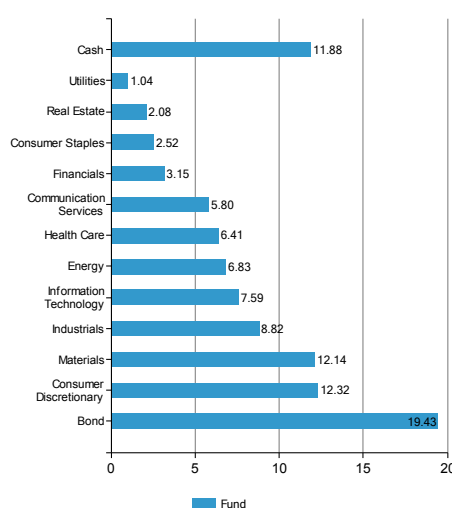
Fund Risk Statistics

Beta	
Information Ratio	0.35
Sharpe Ratio	0.60
3 years monthly data	

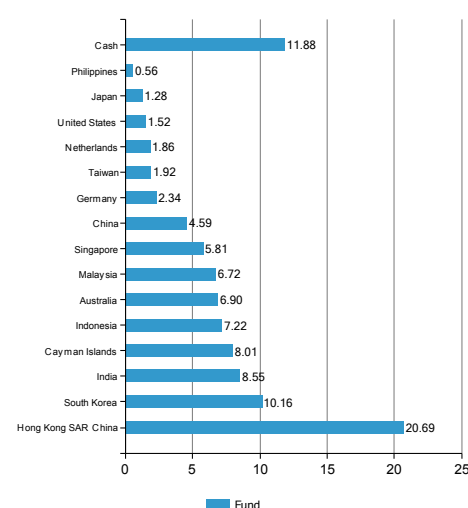
Asset Allocation (%)



Sector Allocation (%)



Regional Allocation (%)



Source: Factset. Fund holdings and allocations shown are unaudited and may not be representative of current or future investments. Percentages may not add up to 100% due to rounding and/or inclusion or exclusion of cash will not be reflected in the top holdings list.

Fund Manager's Report

APDMA (MYR class) increased its NAV/unit by 1.88% in May. Asian equities rose 2.36% (in MYR), led by India and the Philippines while Malaysia and Taiwan lagged, as the number of new Covid-19 cases peaked in India but surged in Malaysia and Taiwan. Rising Covid-19 infections in Asia has been a headwind for the Asian markets as we saw the resurgence of new cases such as in Malaysia, Singapore and Taiwan. Encouragingly, India saw the peak in number of new cases, which has been declining since. We believe that countries are now better prepared to deal with the resurgence of Covid-19 cases and some countries are stepping up on vaccination program, hence the impact of current restrictions will not be as significant as a year before. Of note, though, is that global inflation has risen due to higher input prices from raw materials and energy, as well as cost pressures arising from the shortage of component parts. While we maintain our view that the rise in inflation is transitory since the unemployment rate is still high, we need to keep an eye on signs of sustained inflationary pressures. Volatility in equities market will ensue when inflation concerns and tapering expectations build.

We maintain a growth orientation in our portfolio construction in anticipation of a broadening in economic recovery. Asset allocation is about 68% equities and the balance in fixed income instruments and money markets. Portfolio investments: (1) are slightly biased towards North Asia and Singapore (2) niche companies which are long-term winners with favorable supply discipline or little competition; (3) structural growth geared towards the new economy. While we expect materials and industrials to benefit from economic recovery, we have used the recent correction in the technology sector to add technology leaders to our portfolio. For fixed income, we are invested in mid-to-short dated credit securities which would benefit from the economic recovery.

*Based on the fund's portfolio returns as at 15 May 2021, the Volatility Factor (VF) for this fund is 11.340 and is classified as "Moderate" (source: FIMM). The VF means there is a possibility for the fund in generating an upside return or downside return around this VF. The Volatility Class (VC) is assigned by FIMM based on quintile ranks of VF for qualified funds. VF is subject to monthly revision and VC will be revised every six months. The fund's portfolio may have changed since this date and there is no guarantee that the fund will continue to have the same VF or VC in the future. Presently, only funds launched in the market for at least 36 months will display the VF and its VC.

We recommend that you read and understand the contents of the Principal Asia Pacific Dynamic Mixed Asset Fund (formerly known as CIMB-Principal Asia Pacific Dynamic Mixed Asset Fund) Prospectus Issue No. M3 dated 16 January 2020 which has been duly registered with the Securities Commission Malaysia, before investing and that you keep the said Fund Prospectus for your record. Any issue of units to which the Fund Prospectus relates will only be made upon receipt of the completed application form referred to in and accompanying the Fund Prospectus, subject to the terms and conditions therein. Investments in the Fund are exposed to country risk, credit and default risk, currency risk, interest rate risk, liquidity risk, risk of investing in emerging markets and stock specific risk. You can obtain a copy of the Fund Prospectus from the head office of Principal Asset Management Berhad or from any of our approved distributors. Product Highlight Sheet ("PHS") is available and that investors have the right to request for a PHS; and the PHS and any other product disclosure document should be read and understood before making any investment decision. There are fees and charges involved in investing in the funds. We suggest that you consider these charges carefully prior to making an investment. Unit prices and income distributions, if any, may fall or rise. Past performance is not reflective of future performance and income distributions are not guaranteed. You are advised to read and understand the contents of the Unit Trust Loan Financing Risk Disclosure Statement before deciding to borrow to purchase units. Where a unit split/distribution is declared, investors are advised that following the issue of additional units/distribution, the NAV per unit will be reduced from pre-unit split NAV/cum-distribution NAV to post-unit split NAV/ex-distribution NAV; and where a unit split is declared, the value of your investment in Malaysian ringgit will remain unchanged after the distribution of the additional units.

Carefully consider a fund's objective, risks, charges and expenses. Visit www.principal.com.my for a prospectus containing this and other information. Please read it carefully before investing.