

Principal Asia Pacific Dynamic Growth Fund - Class MYR

31 July 2024



Fund Objective

The Fund aims to achieve capital appreciation over the medium to long term. The Fund will be managed with the aim of achieving a stable and positive investment return regardless of market conditions. As the Fund is an equity fund, under general market conditions, the Fund will invest in equities of companies which the Sub-Manager believes will exhibit good growth potential when compared against its peers or the overall market. The Fund may also invest up to 38% of its assets in debt securities, money market instruments and/or Deposits to be in line with the Fund's investment objective.

Lipper Score

Total Return

3

Consistent Return

4

Morningstar Rating



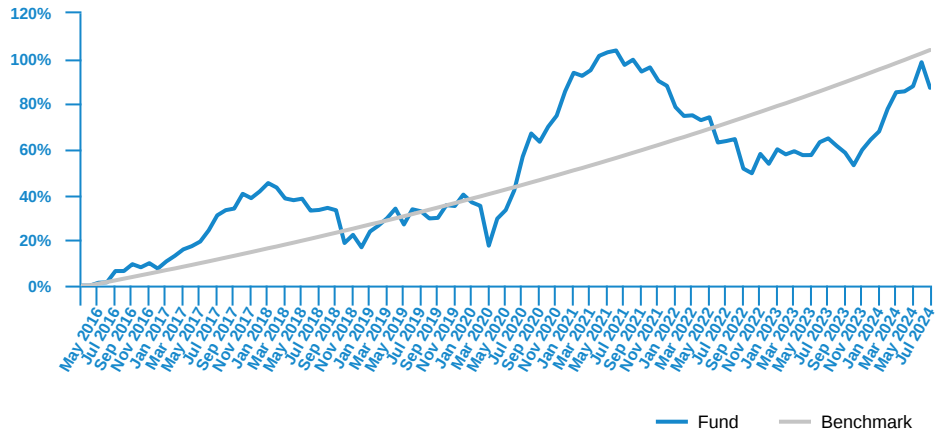
Sustainability



Fund Information

ISIN Code	MYU1000FT006
Lipper ID	68367859
Bloomberg Ticker	CIAPDGM MK
Domicile	Malaysia
Currency	MYR
Base Currency	USD
Fund Inception	25 Apr 2016
Benchmark	The Fund has a target return of nine percent (9%) per annum.
Application Fee	Principal Agency Distributor: Up to 6.50% of the NAV per unit IUTAs : Up to 5.50% of the NAV per unit
Management Fee	Up to 1.80% p.a. of the NAV of the Class
Trustee Fee	Up to 0.05% p.a. on the NAV of the Class
Fund Size (MYR)	MYR 577.08 million
Fund Unit	493.30 million units
NAV per unit (As at 31 Jul 2024)	MYR 1.1698
Initial Offering Period (IOP) Date	16 May 2016
Initial Offering Period (IOP) Price	MYR 1.00

Fund Performance



Past performance does not guarantee future results. Asset allocation and diversification do not ensure a profit or protect against a loss.

Cumulative Performance (%)	YTD	1M	3M	6M	1Y	3Y	5Y	Since Inception
Fund	13.90	-5.69	0.84	11.43	13.51	-5.13	40.99	87.17
Benchmark	5.14	0.73	2.19	4.38	9.01	29.52	53.88	103.86

Calendar Year Returns (%)	2023	2022	2021	2020	2019	2018
Fund	6.92	-18.27	1.28	32.52	19.88	-17.39
Benchmark	9.00	9.00	9.00	9.00	9.00	9.00

Most Recent Unit Splits	2020 Dec
Ratio	3:5

Note: April 2016 to July 2024.

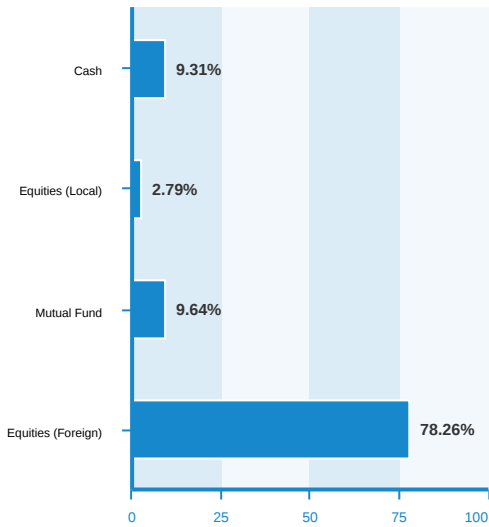
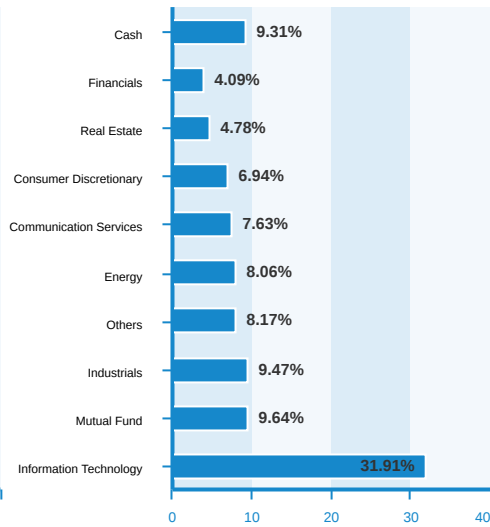
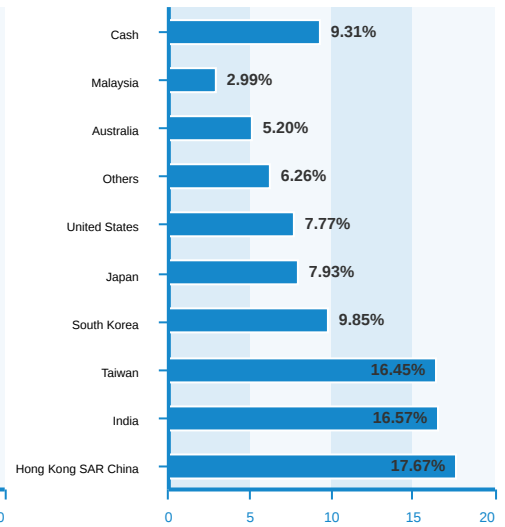
Performance data represents the combined income & capital return as a result of holding units in the fund for the specified length of time, based on bid to bid prices. Earnings are assumed to be reinvested.

Annualised yield is calculated as the most recent monthly dividend distribution multiplied by the Fund's dividend frequency and divided by the latest NAV.

Source : Lipper

Top Holdings	Country	% of Net Assets	Fund Risk Statistics
Taiwan Semiconductor Manufacturing	Taiwan	9.18	Beta N/A
CNOOC Ltd	Hong Kong SAR China	5.15	Information Ratio -0.25
Tencent Holdings Ltd	Hong Kong SAR China	4.54	Sharpe Ratio -0.12
Samsung Electronics Co Ltd	South Korea	4.39	(3 years monthly data)
SK Hynix Inc	South Korea	4.16	
NEXT FUNDS TOPIX Banks ETF	Japan	3.67	
Hitachi Ltd	Japan	3.22	
E Ink Hldg Inc	Taiwan	3.07	
Reliance Industries Ltd	India	2.91	
Goodman Group	Australia	2.73	

The holdings listed do not constitute a recommendation to purchase or sell a particular security. Any repeated issuer shown means same issuer with different coupon rate and/or maturity date. Cash and/or derivative positions that are not part of the core investment strategy will not be reflected in the top holdings list.

Asset Allocation (%)**Sector Allocation (%)****Regional Allocation (%)**

Fund holdings and allocations shown are unaudited and may not be representative of current or future investments. Percentages may not add up to 100% due to rounding and/or inclusion or exclusion of cash will not be reflected in the top holdings list.

Fund Manager's Report

The Fund was down 5.69% in MYR terms in Jul, underperforming the benchmark by 642 bps. YTD, the Fund is up 13.90%, outperforming the benchmark by 876 bps.

The MSCI AC Asia Pacific ex Japan Index was almost flat in July in USD terms. The June CPI reading in the US was encouraging which marks a step in the right direction and pave the way for a potential rate cut in September. On a 3-month annualized basis, core CPI is now 2.1% which is near the Fed's target. Amid jittery over recession risk in the US post nonfarm payrolls report, we retain our view that US economy will have a soft landing. In China, GDP growth slowed to 4.7%YoY in 2Q24 on the back of weak consumption, and is below the government's target of 5%. The 3rd Plenary Session ended with largely no change in policy stance, as expected. Caixin Manufacturing PMI fell below 50 in July and inflation is very subdued at 0.2%. PBoC unexpectedly cut its key policy rate by 10bps to 1.7%. The Chinese government has to do more in terms of policy to hit the 5% GDP growth target. As we are heading into US election season, volatility is to be expected for the Asian markets as proposals about US trade with China would be very contentious. Nevertheless we believe that long term fundamentals and earnings growth would be the primary drivers of stock returns. In Asia, growth drivers include increasing demand for more advanced chips due to A.I, recovery in the semiconductor industry, India's strong economic growth and capex cycle. Current market correction is likely to present investment opportunities as valuations become more attractive. We will continue to diversify and position the portfolio in the identified growth drivers. We will also be selective in our investments in China, especially for those companies who have shown signs of turnaround or have high dividend yields. Other risks would be (1) US economy hard landing, (2) continued weak business and consumer sentiment in China, (3) rising geopolitical risks.

[^]Based on the fund's portfolio returns as at 15 July 2024, the Volatility Factor (VF) for this fund is 11.4 and is classified as "Moderate" (source: FIMM). The VF means there is a possibility for the fund in generating an upside return or downside return around this VF. The Volatility Class (VC) is assigned by FIMM based on quintile ranks of VF for qualified funds. VF is subject to monthly revision and VC will be revised every six months. The fund's portfolio may have changed since this date and there is no guarantee that the fund will continue to have the same VF or VC in the future. Presently, only funds launched in the market for at least 36 months will display the VF and its VC. We recommend that you read and understand the contents of the Principal Asia Pacific Dynamic Growth Fund Prospectus No.M4 dated 3 July 2023 which has been duly registered with the Securities Commission Malaysia, before investing and that you keep the said Prospectus for your record. Any issue of units to which the Prospectus relates will only be made upon receipt of the completed application form referred to in and accompanying the Prospectus, subject to the terms and conditions therein. Investments in the Fund are exposed to stock specific risk, country risk, liquidity risk, currency risk, credit and default risk, interest rate risk and risk of investing in emerging markets. You can obtain a copy of the Information Memorandum from the head office of Principal Asset Management Berhad or from any of our approved distributors. Product Highlight Sheet ("PHS") is available and that investors have the right to request for a PHS; and the PHS and any other product disclosure document should be read and understood before making any investment decision. There are fees and charges involved in investing in the funds. We suggest that you consider these charges carefully prior to making an investment. Unit prices and income distributions, if any, may fall or rise. Past performance is not reflective of future performance and income distributions are not guaranteed. You are advised to read and understand the contents of the Unit Trust Loan Financing Risk Disclosure Statement before deciding to borrow to purchase units. Where a unit split/distribution is declared, investors are advised that following the issue of additional units/distribution, the NAV per unit will be reduced from pre-unit split NAV/cum-distribution NAV to post-unit split NAV/ex-distribution NAV; and where a unit split is declared, the value of your investment in Malaysian Ringgit will remain unchanged after the distribution of the additional units.

Carefully consider a fund's objective, risks, charges and expenses.

Visit www.principal.com.my for a prospectus containing this and other information. Please read it carefully before investing.