

Signature Dynamic Income Fund - Class MYR-Hedged

30 April 2026

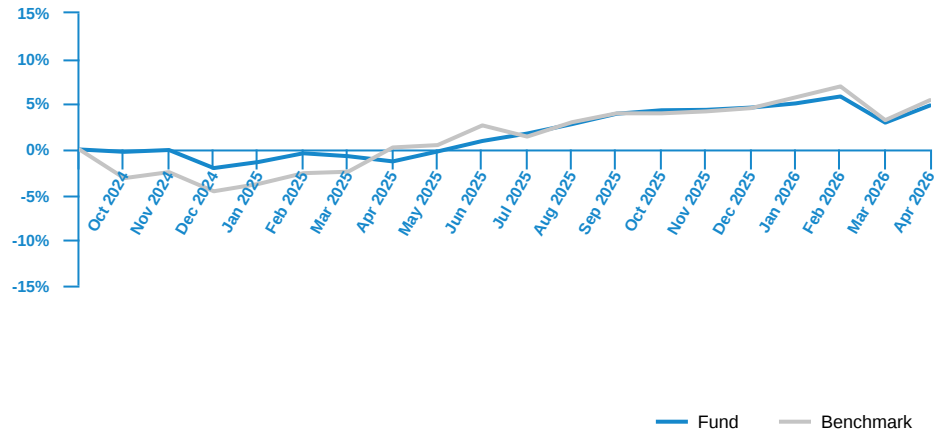
Fund Objective

The Fund aims to provide regular income by investing in a diversified portfolio of mixed asset globally. The Fund will be managed with the aim to provide investors with regular income over the medium to long term through investments globally. The Fund seeks to achieve its objective through a diversified mix of asset classes such as equities, debt securities, money market instruments, and/or ETF. The asset allocation strategy for this Fund is as follows: between 75% to 90% (both inclusive) of its NAV in debt securities; up to 10% of its NAV in equity securities; and up to 15% of its NAV may be invested in liquid assets.

Fund Information

ISIN Code	MYU0100A9253
Lipper ID	68830983
Bloomberg Ticker	SIGDYM MK
Domicile	Malaysia
Currency	MYR
Base Currency	USD
Fund Inception	1 Oct 2024
Benchmark	90% BBG Global Aggregate Bond Index and 10% MSCI ACWI Index
Application Fee	Up to 2.00% of the NAV
Management Fee	1.20% p.a. of the NAV
Trustee Fee	0.045% p.a. of the NAV
Fund Size (MYR)	MYR 969.26 million
Fund Unit	986.03 million units
NAV per unit (As at 30 Apr 2026)	MYR 0.9828
Initial Offering Period (IOP) Date	21 Oct 2024
Initial Offering Period (IOP) Price	MYR 1.00

Fund Performance



Past performance does not guarantee future results. Asset allocation and diversification do not ensure a profit or protect against a loss.

Cumulative Performance (%)								
	YTD	1M	3M	6M	1Y	3Y	5Y	Since Inception
Fund	0.23	1.84	-0.21	0.51	6.25	N/A	N/A	4.86
Benchmark	0.85	2.14	-0.29	1.40	5.21	N/A	N/A	5.44

Calendar Year Returns (%)		2025	2024	2023	2022	2021	2020
Fund		6.81	N/A	N/A	N/A	N/A	N/A
Benchmark		9.61	N/A	N/A	N/A	N/A	N/A

Most Recent Fund Distributions		2026 Apr	2026 Mar	2026 Feb	2026 Jan	2025 Dec	2025 Nov
Gross (sen/unit)		0.48	0.51	0.49	0.50	0.50	0.50
Annualised Yield (%)		5.81	6.25	5.93	6.01	5.96	5.95

Note: October 2024 to April 2026.

Performance data represents the combined income & capital return as a result of holding units in the fund for the specified length of time, based on bid to bid prices. Earnings are assumed to be reinvested.

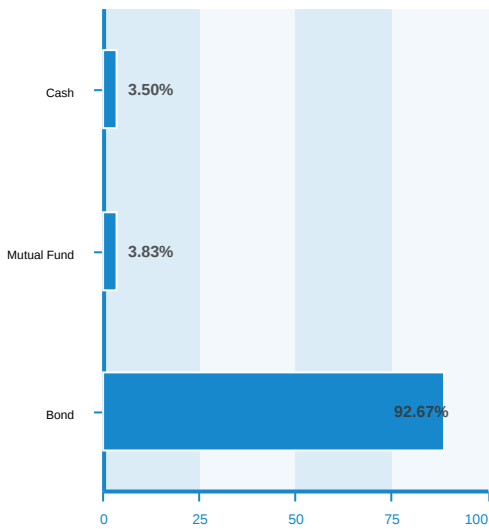
Annualised yield is calculated as the most recent monthly dividend distribution multiplied by the Fund's dividend frequency and divided by the latest NAV.

Source : Lipper

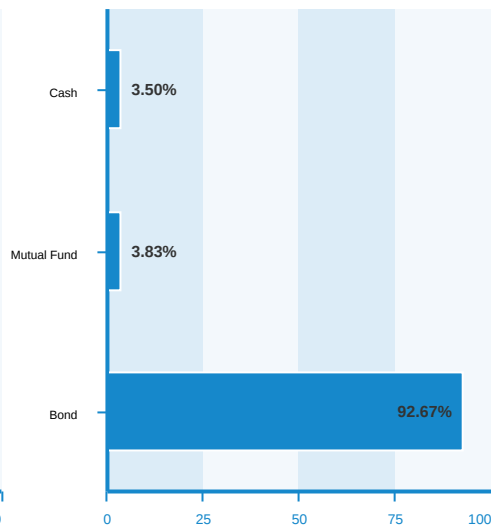
Top Holdings	Country	% of Net Assets	Fund Risk Statistics	
iShares J.P. Morgan EM Local Currency Bond ETF	United States	2.51	Beta	-
Mexican Bonos Desarr Fixed Rate	Mexico	1.87	Information Ratio	-
Canadian Imperial Bank of Commerce	Canada	1.81	Sharpe Ratio	-
Barclays PLC	United Kingdom	1.73	(3 years monthly data)	
Allianz SE	Germany	1.55		
Danske Bank AS	Denmark	1.55		
HSBC Holdings PLC	United Kingdom	1.41		
SPDR Bloomberg High Yield	United States	1.32		
Standard Chartered PLC	United Kingdom	1.28		
DNB Bank ASA	Norway	1.28		

The holdings listed do not constitute a recommendation to purchase or sell a particular security. Any repeated issuer shown means same issuer with different coupon rate and/or maturity date. Cash and/or derivative positions that are not part of the core investment strategy will not be reflected in the top holdings list.

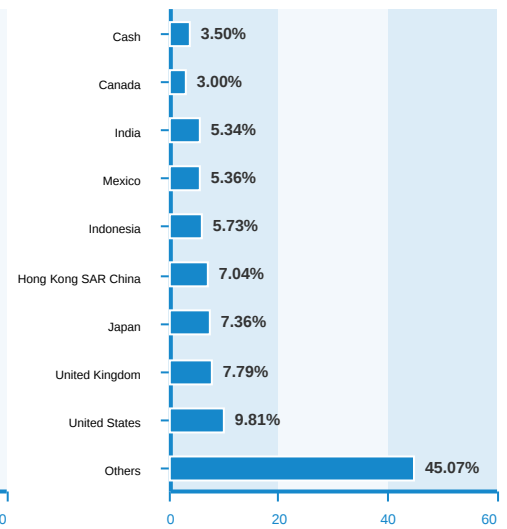
Asset Allocation (%)



Sector Allocation (%)



Regional Allocation (%)



Fund holdings and allocations shown are unaudited and may not be representative of current or future investments. Percentages may not add up to 100% due to rounding and/or inclusion or exclusion of cash will not be reflected in the top holdings list.

We recommend that you read and understand the contents of the Signature Dynamic Income Fund Prospectus Issue No. 1 dated 1 October 2024 which has been deposited with Securities Commission Malaysia before investing and that you keep the said Fund Prospectus for your record. Any issue of units to which the Fund Prospectus relates will only be made upon receipt of the completed application form referred to in and accompanying the Fund Prospectus, subject to the terms and conditions therein. Investments in the Fund are exposed to currency risk, stock specific risk, country risk, credit and default risk, interest rate risk and risk associated with investing in CIS. You can obtain a copy of the Fund Prospectus from the head office of Principal Asset Management Berhad or from any of our approved distributors. Product Highlight Sheet ("PHS") is available and that investors have the right to request for a PHS; and the PHS and any other product disclosure document should be read and understood before making any investment decision. There are fees and charges involved in investing in the funds. We suggest that you consider these charges carefully prior to making an investment. Unit prices and income distributions, if any, may fall or rise. Past performance is not reflective of future performance and income distributions are not guaranteed. You are advised to read and understand the contents of the Unit Trust Loan Financing Risk Disclosure Statement before deciding to borrow to purchase units. Where a unit split/distribution is declared, investors are advised that following the issue of additional units/distribution, the NAV per unit will be reduced from pre-unit split NAV/cum-distribution NAV to post-unit split NAV/ex-distribution NAV; and where a unit split is declared, the value of your investment in Malaysian Ringgit will remain unchanged after the distribution of the additional units.

Carefully consider a fund's objective, risks, charges and expenses.

Visit www.principal.com.my for a prospectus containing this and other information. Please read it carefully before investing.