

Principal World Selection Moderate Fund - Class SGD Hedged

31 March 2022

Fund Objective

The Fund aims to provide long term total returns through investments in one collective investment scheme, which is managed with medium risk strategy by investing primarily in bonds and shares, either directly or through investing into other funds.

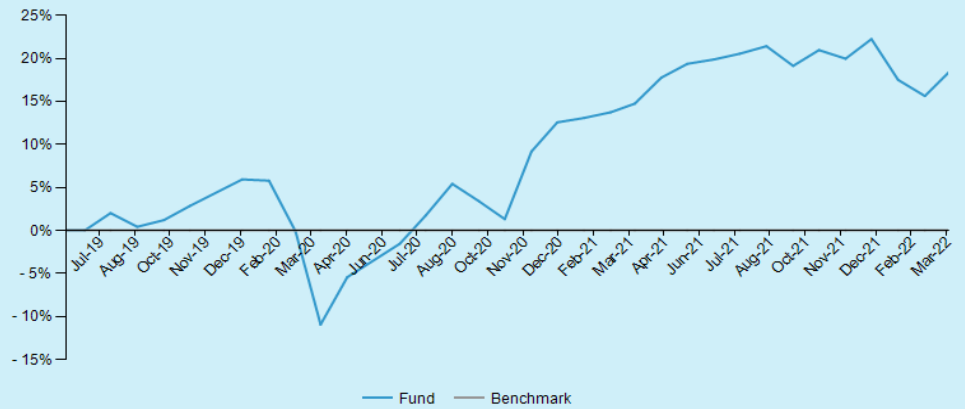
Currency: SGD ISIN Code: MYU1001GF001

Bloomberg Ticker: PRWSMOS MK

Fund Information

Domicile	Malaysia
Base Currency	US Dollar (USD)
Fund Inception	15 May 2019
Benchmark	The Fund is benchmark unconstrained as the Target Fund is benchmark unconstrained, i.e. it will be actively managed without reference to any specific benchmark.
Management Fee	Up to 1.50% per annum of the NAV of the Class
Trustee Fee	Up to 0.04% per annum of the NAV of the Fund
Fund Size (SGD)	SGD 2.43 million
NAV per unit (As at 31 March 2022)	SGD 1.1131

Fund Performance



Past performance does not guarantee future results. Asset allocation and diversification do not ensure a profit or protect against a loss.

Cumulative Performance (%)

	YTD	1 Month	3 Months	6 Months	1-Year	3-Year	5-Year	Since Inception
Fund	-3.15	2.40	-3.15	-0.62	3.19	N/A	N/A	18.39
Benchmark/Target Return	N/A	N/A	N/A	N/A	N/A	N/A	N/A	N/A

Calendar Year Returns (%)

	2021	2020	2019	2018	2017	2016
Fund	8.60	6.26	N/A	N/A	N/A	N/A
Benchmark	N/A	N/A	N/A	N/A	N/A	N/A

Most Recent Fund Distributions

	2022 Mar	2021 Dec	2021 Sep	2021 Jun	2021 Mar	2020 Dec
Gross (Cent/Unit)	0.52	0.47	0.44	0.57	0.55	0.49
Annualised Yield (%)	1.92	1.60	1.52	1.96	1.96	1.80

Note: May 2019 to March 2022.

Performance data represents the combined income & capital return as a result of holding units in the fund for the specified length of time, based on bid to bid prices. Earnings are assumed to be reinvested. 0.00 in Fund Distributions indicates minimal distribution. Annualised yield is calculated as the most recent monthly dividend distribution multiplied by the Fund's dividend frequency and divided by the latest NAV.

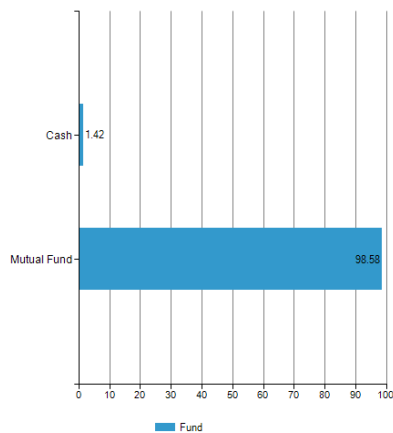
Source : Lipper

Top 10 Holdings *

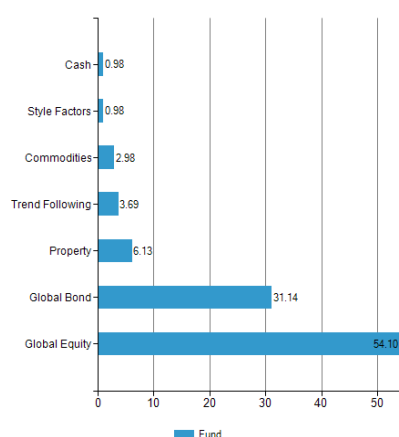
	Country	% of net assets
Apple Inc	United States	2.01
Microsoft Corp	United States	1.70
Alphabet Inc	United States	1.23
Amazon.com Inc	United States	0.92
Tesla Inc	United States	0.57
Johnson & Johnson	United States	0.56
Meta Platforms Inc	United States	0.48
Berkshire Hathaway Inc	United States	0.43
NVIDIA Corp	United States	0.40
Taiwan Semiconductor	Taiwan	0.32

The holdings listed do not constitute a recommendation to purchase or sell a particular security. Cash and/or derivative positions that are not part of the core investment strategy will not be reflected in the top holdings list.

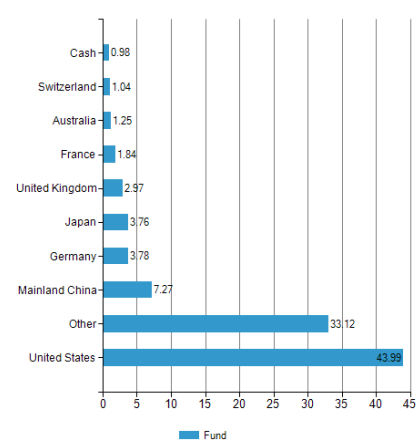
Asset Allocation (%)



Sector Allocation (%) *



Regional Allocation (%) *



* Of the target fund

Source: Factset. Fund holdings and allocations shown are unaudited and may not be representative of current or future investments. Percentages may not add up to 100% due to rounding and/or inclusion or exclusion of cash will not be reflected in the top holdings list.

We recommend that you read and understand the contents of the Information Memorandum for the Principal World Selection Series dated 15 May 2019 which has been deposited with Securities Commission Malaysia before investing and that you keep the said Information Memorandums for your record. Any issue of units to which the Information Memorandums relates will only be made upon receipt of the completed application form referred to in and accompanying the Information Memorandums, subject to the terms and conditions therein. The general risks are returns not guaranteed, general market environment risk, inflation risk, manager risk, and loan financing risk. The specific risks of the fund are currency risk, Fund Manager risk and country risk. You can obtain a copy of the Information Memorandums from the head office of Principal Asset Management Berhad or from any of our approved distributors. Product Highlight Sheet ("PHS") is available and that investors have the right to request for a PHS; and the PHS and any other product disclosure document should be read and understood before making any investment decision. There are fees and charges involved in investing in the funds. We suggest that you consider these fees and charges carefully prior to making an investment. Unit prices and income distributions, if any, may fall or rise. Past performance is not reflective of future performance and income distributions are not guaranteed. You are also advised to read and understand the contents of the Financing for Investment in Unit Trust Risk Disclosure Statement/Unit Trust Loan Financing Risk Disclosure Statement before deciding to obtain financing to purchase units. All performance figures have been extracted from Lipper.

Carefully consider a fund's objective, risks, charges and expenses.

Visit www.principal.com.my for a prospectus containing this and other information. Please read it carefully before investing.

Principal Asset Management Berhad

10th Floor, Bangunan CIMB, Jalan Semantan Damansara Heights, 50490 Kuala Lumpur.

Tel: (603) 2084 8888 Fax: (603) 2084 8899 Website: www.principal.com.my