

# Principal US Mortgage Fund (formerly known as CIMB-Principal US Mortgage Fund)-Class SGD Hedged

30 November 2020



## Fund Objective

The Fund aims to maximize total return through investments in one collective investment scheme, which invests primarily in mortgage related securities in the US.

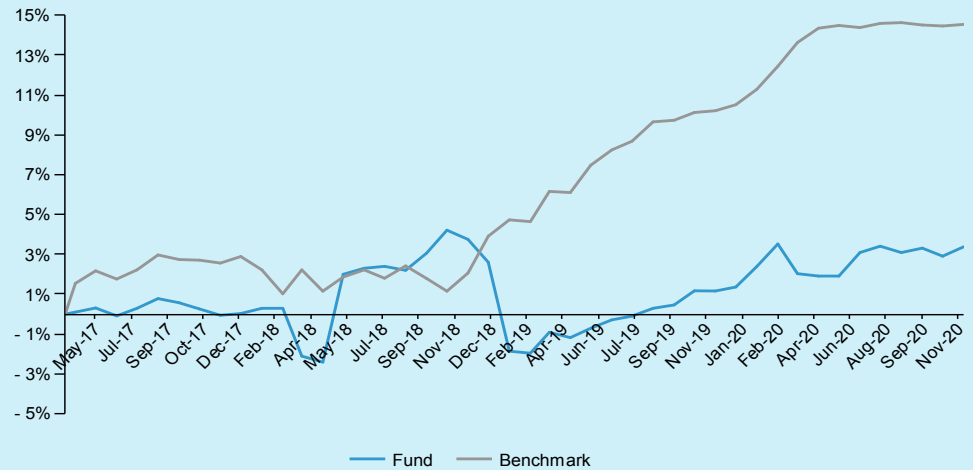
Currency: SGD ISIN Code: MYU1001FV000

Bloomberg Ticker: CIMUSMS

## Fund Information

Domicile	Malaysia
Base Currency	US Dollar (USD)
Fund Inception	8 March 2017
Benchmark	The Fund adheres to the benchmark of the Target Fund for performance comparison. The benchmark of the Target Fund is Barclays Mortgage-Backed Securities Index for performance measurement.
Application Fee	Up to 3.50% of the NAV per unit
Management Fee	Up to 1.25% per annum of the NAV of the Class
Trustee Fee	0.04% per annum of the NAV of the Fund
Fund Size (SGD)	SGD 5.04 million
NAV per unit (As at 30 November 2020)	SGD 0.9524
Distribution Frequency	Quarterly
Trustee	HSBC (Malaysia) Trustee Berhad

## Fund Performance



Past performance does not guarantee future results. Asset allocation and diversification do not ensure a profit or protect against a loss.

Cumulative Performance (%)								
	YTD	1 Month	3 Months	6 Months	1-Year	3-Year	5-Year	Since Inception
Fund	1.99	0.45	0.28	1.44	2.19	3.44	N/A	3.38
Benchmark/Target Return	3.65	0.07	-0.08	0.05	3.94	11.69	N/A	14.54

Calendar Year Returns (%)		2019	2018	2017	2016	2015	2014
Fund		4.06	-2.63	N/A	N/A	N/A	N/A
Benchmark		6.35	0.99	N/A	N/A	N/A	N/A

Most Recent Fund Distributions		2020 Sep	2020 Jun	2020 Mar	2019 Nov	2019 May	2018 Apr
Gross (Cent/Unit)		0.49	0.61	0.72	0.70	1.39	3.89
Annualised Yield (%)		2.08	2.52	3.00	2.92	5.84	15.76

Note: March 2017 to November 2020.  
Performance data represents the combined income & capital return as a result of holding units in the fund for the specified length of time, based on bid to bid prices. Earnings are assumed to be reinvested.  
Annualised yield is calculated as the most recent monthly dividend distribution multiplied by the Fund's dividend frequency and divided by the latest NAV.  
Source : Lipper

## Top 10 Holdings \*

	Country	% of net assets
UMBS 30YR TBA(REG A)**	United States	61.12
BNPP INSTICASH USD	United States	7.96
UMBS 30YR TBA(REG A)**	United States	7.50
GNMA2 30YR TBA(REG C)**	United States	6.31
GNMA2 30YR TBA(REG C)**	United States	5.91
GINNIE MAE II	United States	4.41
UMBS 15YR TBA(REG B)**	United States	3.94
UMBS 15YR TBA(REG B)**	United States	3.46
FANNIE MAE	United States	2.94
UMBS 30YR TBA(REG A)**	United States	2.62

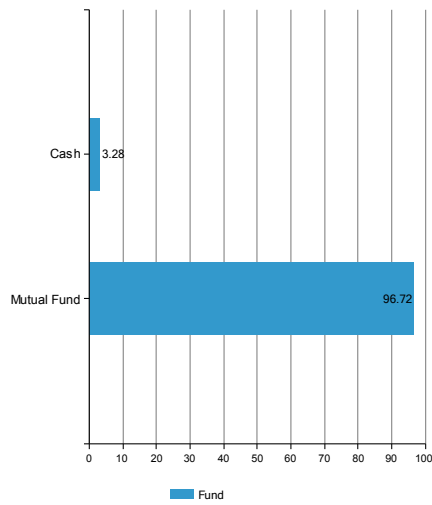
\*\*Same issuer with different maturity date and coupon rate

The holdings listed do not constitute a recommendation to purchase or sell a particular security. Cash and/or derivative positions that are not part of the core investment strategy will not be reflected in the top holdings list.

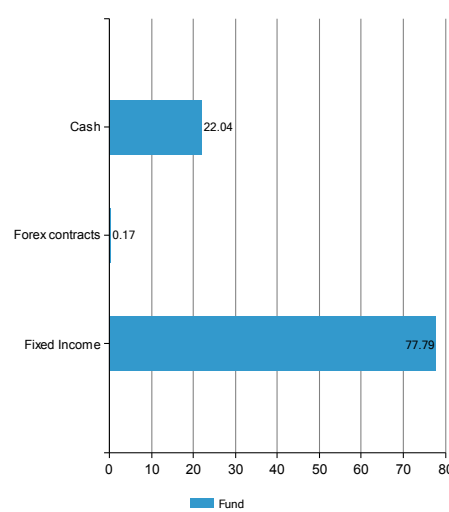
## Fund Risk Statistics

Beta	0.09
Information Ratio	-0.59
Sharpe Ratio	-0.29
3 years monthly data	

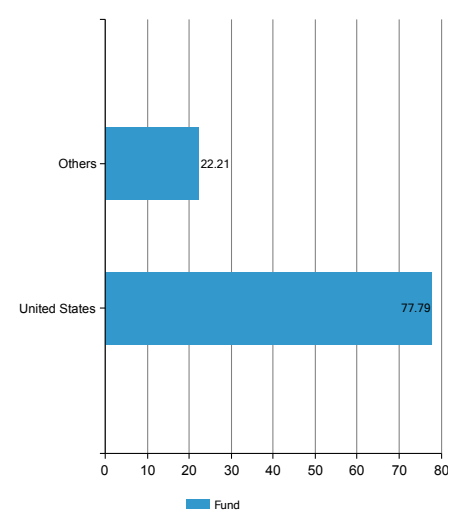
## Asset Allocation (%)



## Sector Allocation (%) \*



## Regional Allocation (%) \*



\* Of the target fund

Source: Factset. Fund holdings and allocations shown are unaudited and may not be representative of current or future investments. Percentages may not add up to 100% due to rounding and/or inclusion or exclusion of cash will not be reflected in the top holdings list.

We recommend that you read and understand the contents of the Principal US Mortgage Fund (formerly known as CIMB-Principal US Mortgage Fund) Information Memorandum No.2 dated 31 December 2019, which have been deposited with Securities Commission Malaysia before investing and that you keep the said Information Memorandum for your record. Any issue of units to which the Information Memorandum relates will only be made upon receipt of the completed application form referred to in and accompanying the Information Memorandum, subject to the terms and conditions therein. The principal risks are returns not guaranteed, market risk, inflation risk and loan financing risk. The specific risks of the Target Fund are currency risk, Fund manager's risk and country risk. You can obtain a copy of the Information Memorandum from the head office of Principal Asset Management Berhad or from any of our approved distributors. We suggest that you consider these fees and charges carefully prior to making an investment. Unit prices and income distributions, if any, may fall or rise. Past performance is not reflective of future performance and income distributions are not guaranteed. Product Highlight Sheet ("PHS") is available and that investors have the right to request for a PHS; and the PHS and any other product disclosure document should be read and understood before making any investment decision. There are fees and charges involved in investing in the funds. We suggest that you consider these fees and charges carefully prior to making an investment. Unit prices and income distributions, if any, may fall or rise. Past performance is not reflective of future performance and income distributions are not guaranteed. You are also advised to read and understand the contents of the Financing for Investment in Unit Trust Risk Disclosure Statement/Unit Trust Loan Financing Risk Disclosure Statement before deciding to borrow to purchase units. All performance figures have been extracted from Lipper. Where a unit split/distribution is declared, investors are advised that following the issue of additional units/distribution, the NAV per unit will be reduced from pre-unit split NAV/cum-distribution NAV to post-unit split NAV/ex-distribution NAV; and where a unit split is declared, the value of your investment will remain unchanged after the distribution of the additional units.

Note: There is no data on sector as the underlying Fund invests in agency mortgage back securities issued by Ginnie Mae, Freddie Mac and Fannie Mae.

**Carefully consider a fund's objective, risks, charges and expenses.**

**Visit [www.principal.com.my](http://www.principal.com.my) for a prospectus containing this and other information. Please read it carefully before investing.**

Principal Asset Management Berhad

10th Floor, Bangunan CIMB, Jalan Semantan Damansara Heights, 50490 Kuala Lumpur.

Tel: (603) 2084 8888 Fax: (603) 2084 8899 Website: [www.principal.com.my](http://www.principal.com.my)