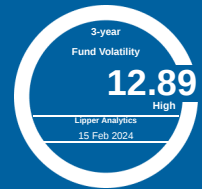


Principal US Mortgage Fund - Class AUD-Hedged

29 February 2024



Fund Objective

The Fund aims to maximize total return through investments in one collective investment scheme, which invests primarily in mortgage related securities in the US. In order to achieve its investment objective, the Fund will invest at least 95% of its NAV in the BNP Paribas Flexi I US Mortgage Fund (Target Fund). The Fund will also maintain up to 5% of its NAV in liquid assets for liquidity purposes. The investment objective of the Target Fund is to attain as high a level of total return as may be consistent with the preservation of capital.

Lipper Score

Total Return


Consistent Return



Fund Information

ISIN Code	MYU1003FV006
Lipper ID	68412761
Bloomberg Ticker	CIMUSMA
Domicile	Malaysia
Currency	AUD
Base Currency	USD
Fund Inception	8 Mar 2017
Benchmark	The Fund adheres to the benchmark of the Target Fund for performance comparison. The benchmark of the Target Fund is Barclays Mortgage-Backed Securities Index for performance measurement.
Application Fee	CWA & IUTAs : Up to 3.50% of the NAV per unit
Management Fee	Up to 1.25% per annum of the NAV of the Class
Trustee Fee	0.03% per annum of the NAV of the Fund
Fund Size (AUD)	AUD 142.6 thousand
Fund Unit	0.21 million units
NAV per unit (As at 29 Feb 2024)	AUD 0.6789
Initial Offering Period (IOP) Date	29 Mar 2017
Initial Offering Period (IOP) Price	AUD 1.00

Fund Performance



Past performance does not guarantee future results. Asset allocation and diversification do not ensure a profit or protect against a loss.

Cumulative Performance (%)								
	YTD	1M	3M	6M	1Y	3Y	5Y	Since Inception
Fund	-3.12	-2.96	1.06	-1.41	-4.23	-22.81	-22.02	-22.48
Benchmark	-2.08	-1.63	2.14	1.89	2.28	-9.70	-1.53	3.04

Calendar Year Returns (%)							
	2023	2022	2021	2020	2019	2018	
Fund	-1.38	-16.91	-7.21	2.66	3.80	-2.15	
Benchmark	5.05	-11.81	-1.04	3.87	6.35	0.99	

Most Recent Fund Distributions						
	2023 Jun	2023 Mar	2022 Dec	2022 Sep	2022 Jun	2022 Mar
Gross (cent/unit)	0.53	0.31	0.27	0.33	0.37	0.34
Annualised Yield (%)	2.99	1.74	1.49	1.87	1.93	1.63

Note: March 2017 to February 2024.

Performance data represents the combined income & capital return as a result of holding units in the fund for the specified length of time, based on bid to bid prices. Earnings are assumed to be reinvested.

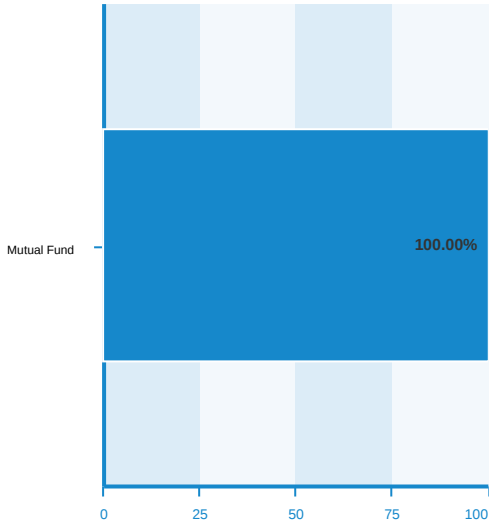
Annualised yield is calculated as the most recent monthly dividend distribution multiplied by the Fund's dividend frequency and divided by the latest NAV.

Source : Lipper

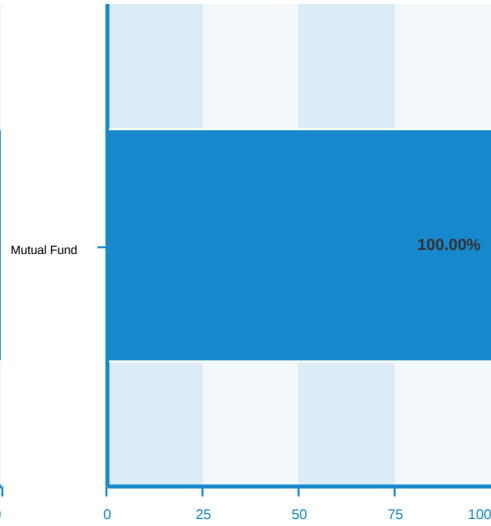
Top Holdings *	Country	% of Net Assets	Fund Risk Statistics
UMBS 30YR TBA (REG A) 5.50 PCT 25 SEP 2053	United States	14.57	Beta 0.12
BNPP INSC USD 1D LVNAV X C	United States	4.21	Information Ratio -0.27
GNMA2 30YR TBA (REG C) 5.50 PCT 20 NOV 2053	United States	3.54	Sharpe Ratio -0.34
UMBS 30YR TBA (REG A) 2.50 PCT 25 MAR 2052	United States	3.25	(3 years monthly data)
GNMA2 30YR TBA (REG C) 2.00 PCT 20 NOV 2051	United States	3.11	
UMBS 30YR TBA (REG A) 2.00 PCT 25 DEC 2051	United States	3.11	
UMBS 15YR TBA (REG B) 2.00 PCT 25 MAR 2037	United States	2.34	
GNMA2 30YR TBA (REG C) 6.00 PCT 20 OCT 2053	United States	2.27	
GNMA2 30YR TBA (REG C) 3.00 PCT 20 JAN 2052	United States	1.90	
UMBS 30YR TBA (REG A) 4.50 PCT 25 MAR 2053	United States	1.85	

The holdings listed do not constitute a recommendation to purchase or sell a particular security. Any repeated issuer shown means same issuer with different coupon rate and/or maturity date. Cash and/or derivative positions that are not part of the core investment strategy will not be reflected in the top holdings list.

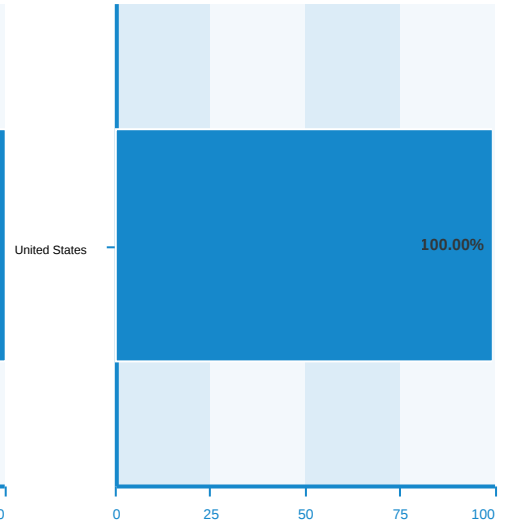
Asset Allocation (%)



Sector Allocation (%) *



Regional Allocation (%) *



* Of the target fund

Fund holdings and allocations shown are unaudited and may not be representative of current or future investments. Percentages may not add up to 100% due to rounding and/or inclusion or exclusion of cash will not be reflected in the top holdings list.

^Based on the fund's portfolio returns as at 15 February 2024, the Volatility Factor (VF) for this fund is 12.89 and is classified as "High" (source: FIMM). The VF means there is a possibility for the fund in generating an upside return or downside return around this VF. The Volatility Class (VC) is assigned by FIMM based on quintile ranks of VF for qualified funds. VF is subject to monthly revision and VC will be revised every six months. The fund's portfolio may have changed since this date and there is no guarantee that the fund will continue to have the same VF or VC in the future. Presently, only funds launched in the market for at least 36 months will display the VF and its VC. We recommend that you read and understand the contents of the Principal US Mortgage Fund Information Memorandum No.2 dated 31 December 2019, which have been deposited with Securities Commission Malaysia before investing and that you keep the said Information Memorandum for your record. Any issue of units to which the Information Memorandum relates will only be made upon receipt of the completed application form referred to in and accompanying the Information Memorandum, subject to the terms and conditions therein. The principal risks are returns not guaranteed, market risk, inflation risk and loan financing risk. The specific risks of the Target Fund are currency risk, Fund manager's risk and country risk. You can obtain a copy of the Information Memorandum from the head office of Principal Asset Management Berhad or from any of our approved distributors. We suggest that you consider these fees and charges carefully prior to making an investment. Unit prices and income distributions, if any, may fall or rise. Past performance is not reflective of future performance and income distributions are not guaranteed. Product Highlight Sheet ("PHS") is available and that investors have the right to request for a PHS; and the PHS and any other product disclosure document should be read and understood before making any investment decision. There are fees and charges involved in investing in the funds. We suggest that you consider these fees and charges carefully prior to making an investment. Unit prices and income distributions, if any, may fall or rise. Past performance is not reflective of future performance and income distributions are not guaranteed. You are also advised to read and understand the contents of the Financing for Investment in Unit Trust Risk Disclosure Statement/Unit Trust Loan Financing Risk Disclosure Statement before deciding to borrow to purchase units. All performance figures have been extracted from Lipper. Where a unit split/distribution is declared, investors are advised that following the issue of additional units/distribution, the NAV per unit will be reduced from pre-unit split NAV/cum-distribution NAV to post-unit split NAV/ex-distribution NAV; and where a unit split is declared, the value of your investment will remain unchanged after the distribution of the additional units. Note: There is no data on sector as the underlying Fund invests in agency mortgage back securities issued by Ginnie Mae, Freddie Mac and Fannie Mae.

Carefully consider a fund's objective, risks, charges and expenses.

Visit www.principal.com.my for a prospectus containing this and other information. Please read it carefully before investing.