

Principal US High Conviction Equity Fund - Class SGD

31 March 2024

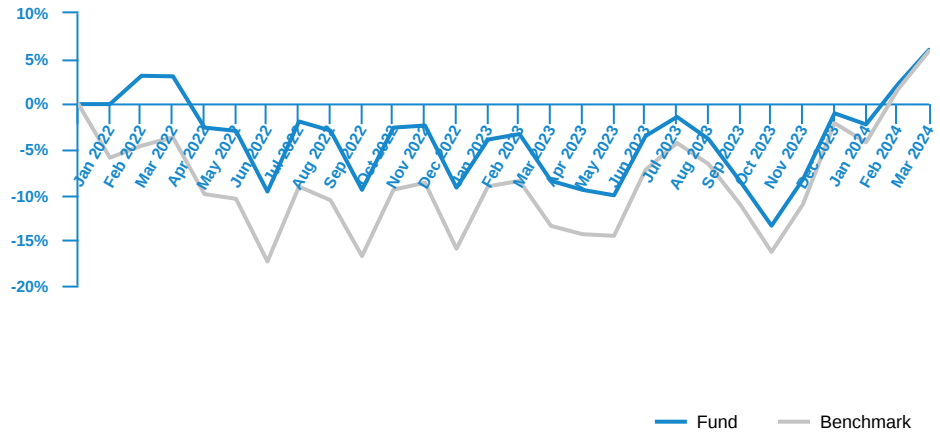
Fund Objective

The Fund aims to achieve capital appreciation over the medium to long term through investments in United States of America equities. The Fund seeks to achieve its objective by investing in USA equities and other equity related securities by focusing its investment primarily in companies with market capitalization of not more than USD 30 billion and a part of the Fund's NAV in companies with market capitalization of more than USD 30 billion. Minimum 70% of its NAV will be invested in equities and other equity related securities; and The balance of its NAV will be invested in money market instruments and/or Deposits.

Fund Information

ISIN Code	MYU0100A2258
Lipper ID	68681674
Bloomberg Ticker	PRHCESA MK
Domicile	Malaysia
Currency	SGD
Base Currency	USD
Fund Inception	12 Jan 2022
Benchmark	MSCI U.S Small Cap Index
Application Fee	Up to 5.00% of the NAV per unit of the Class
Management Fee	Up to 1.80% per annum of the NAV of the Class
Trustee Fee	Up to 0.045% per annum of the NAV of the Fund
Fund Size (SGD)	SGD 267.83 thousand
Fund Unit	0.25 million units
NAV per unit (As at 31 Mar 2024)	SGD 1.0599
Initial Offering Period (IOP) Date	2 Feb 2022
Initial Offering Period (IOP) Price	SGD 1.00

Fund Performance



Past performance does not guarantee future results. Asset allocation and diversification do not ensure a profit or protect against a loss.

Cumulative Performance (%)								
	YTD	1M	3M	6M	1Y	3Y	5Y	Since Inception
Fund	7.07	3.77	7.07	15.82	15.79	N/A	N/A	5.99
Benchmark	8.12	4.23	8.12	18.98	22.28	N/A	N/A	5.86

Calendar Year Returns (%)							
	2023	2022	2021	2020	2019	2018	
Fund	9.03	N/A	N/A	N/A	N/A	N/A	
Benchmark	16.48	N/A	N/A	N/A	N/A	N/A	

Note: January 2022 to March 2024.

Performance data represents the combined income & capital return as a result of holding units in the fund for the specified length of time, based on bid to bid prices. Earnings are assumed to be reinvested.

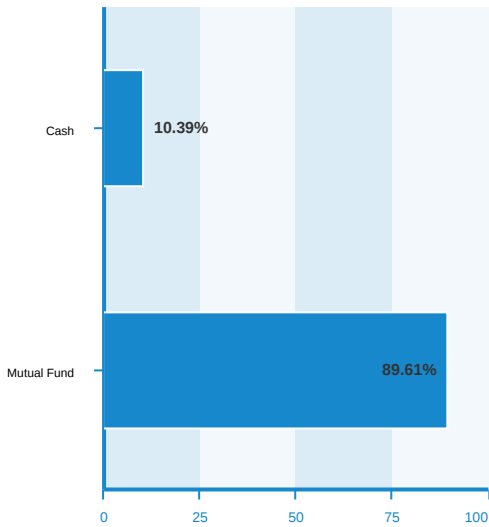
Annualised yield is calculated as the most recent monthly dividend distribution multiplied by the Fund's dividend frequency and divided by the latest NAV.

Source : Lipper

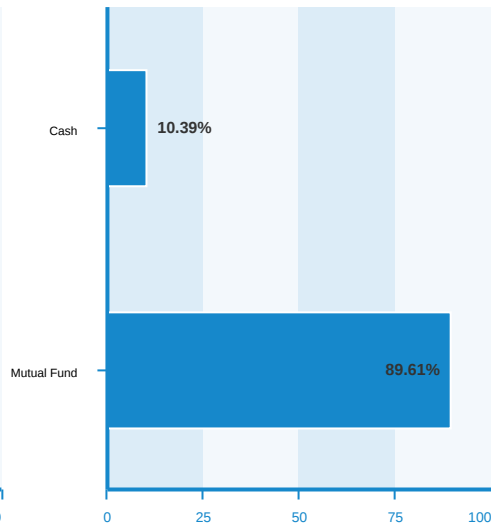
Top Holdings	Country	% of Net Assets	Fund Risk Statistics	
iShares Core S&P Small Cap ETF	United States	17.98	Beta	-
Schwab US Small Cap ETF	United States	17.98	Information Ratio	-
iShares Russell 2500 ETF	United States	17.96	Sharpe Ratio	-
Vanguard Small Cap ETF	United States	17.90	(3 years monthly data)	
iShares Russell Mid-cap ETF	United States	17.78		

The holdings listed do not constitute a recommendation to purchase or sell a particular security. Any repeated issuer shown means same issuer with different coupon rate and/or maturity date. Cash and/or derivative positions that are not part of the core investment strategy will not be reflected in the top holdings list.

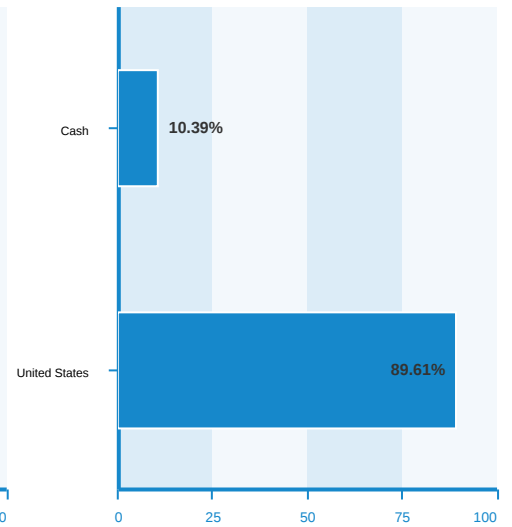
Asset Allocation (%)



Sector Allocation (%)



Regional Allocation (%)



Fund holdings and allocations shown are unaudited and may not be representative of current or future investments. Percentages may not add up to 100% due to rounding and/or inclusion or exclusion of cash will not be reflected in the top holdings list.

We recommend that you read and understand the contents of the Master Prospectus dated 10 July 2023 which has been deposited with Securities Commission Malaysia before investing and that you keep the said Prospectus for your record. Any issue of units to which the Prospectus relates will only be made upon receipt of the completed application form referred to in and accompanying the Prospectus, subject to the terms and conditions therein. The general risks are returns not guaranteed, market risk, inflation risk, manager risk and financing risk. The specific risks of the fund are stock specific risk, equity related securities risk, warrants, currency risk, country risk and risk associated with investing in CIS. You can obtain a copy of the Prospectus from the head office of Principal Asset Management Berhad or from any of our approved distributors. Product Highlight Sheet ("PHS") is available and that investors have the right to request for a PHS; and the PHS and any other product disclosure document should be read and understood before making any investment decision. There are fees and charges involved in investing in the funds. We suggest that you consider these fees and charges carefully prior to making an investment. Unit prices and income distributions, if any, may fall or rise. Past performance is not reflective of future performance and income distributions are not guaranteed. You are also advised to read and understand the contents of the Financing for Investment in Unit Trust Risk Disclosure Statement/Unit Trust Loan Financing Risk Disclosure Statement before deciding to obtain financing to purchase units. All performance figures have been extracted from Lipper.

Carefully consider a fund's objective, risks, charges and expenses.

Visit www.principal.com.my for a prospectus containing this and other information. Please read it carefully before investing.