

Principal PRS Plus Asia Pacific Ex Japan Equity (formerly known as CIMB-Principal PRS Plus Asia Pacific Ex Japan Equity) - Class A

30 June 2021

Fund Objective

The Fund seeks to provide capital growth over the long-term by investing in a target fund with investments in the Asia Pacific ex Japan region.

Currency: MYR ISIN Code: MYU1000EH004

Bloomberg Ticker: CPAEJEA MK

Fund Information

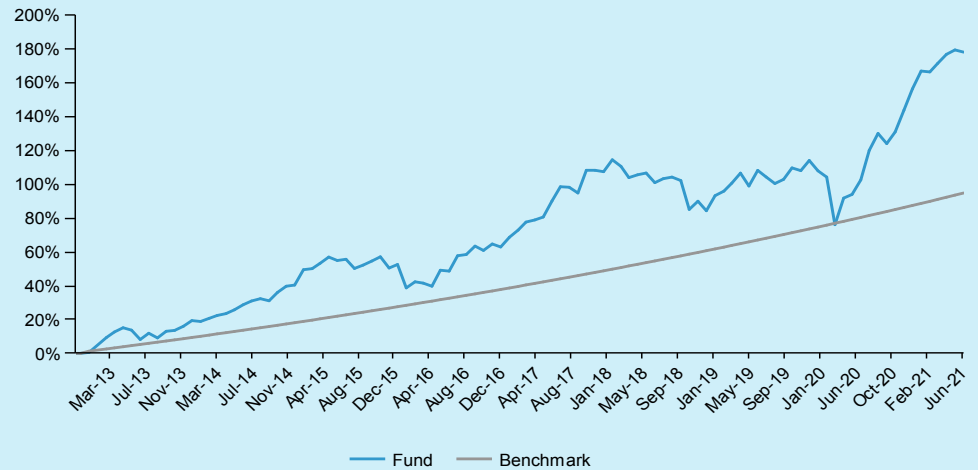
Location	Malaysia
Domicile	Malaysia
Fund Currency	Ringgit Malaysia
Fund Size (MYR)	MYR 289.31 million
Fund Unit	220.67 million units
Fund Launch	12 November 2012
Benchmark	The Fund has a target return of 8% per annum

This is not a guaranteed return and is only a measurement of the Fund's performance. The Fund may not achieve the target return in any particular financial year but targets to achieve this growth over the long-term.

Management Fee	1.40% p.a. of the NAV of the Fund
Trustee Fee	0.04% p.a. of the NAV of the Fund
Unit NAV (MYR)	MYR 1.3110
PPA Account Opening	RM10
PPA Annual Fee ¹	RM8 p.a

¹Not payable for the year the account was opened or on the year there is no contribution.

Fund Performance



Past performance does not guarantee future results. Asset allocation and diversification do not ensure a profit or protect against a loss.

Cumulative Performance (%)

	YTD	1 Month	3 Months	6 Months	1-Year	3-Year	5-Year	Since Inception
Fund	8.49	-0.46	2.45	8.49	37.30	38.41	87.11	178.20
Benchmark	3.93	0.65	1.95	3.93	8.00	25.97	46.94	94.84

Calendar Year Returns (%)

	2020	2019	2018	2017	2016	2015
Fund	19.77	16.14	-11.14	27.34	6.78	8.66
Benchmark	8.00	7.99	8.00	8.00	8.00	8.00

Most Recent Fund Distributions

	2020 Dec
Gross (Sen/Unit)	7.23
Annualised Yield (%)	5.75

Note: November 2012 to June 2021.

Performance data represents the combined income & capital return as a result of holding units in the fund for the specified length of time, based on bid to bid prices. Earnings are assumed to be reinvested.

Annualised yield is calculated as the most recent monthly dividend distribution multiplied by the Fund's dividend frequency and divided by the latest NAV.

Source : Lipper

Top 10 Holdings

	Country	% of net assets
Principal Asia Pacific Dynamic Income Fd	Malaysia	99.52

Fund Risk Statistics

Beta

Information Ratio

0.29

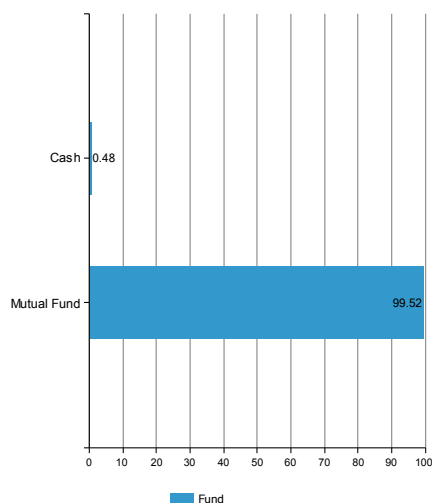
Sharpe Ratio

0.70

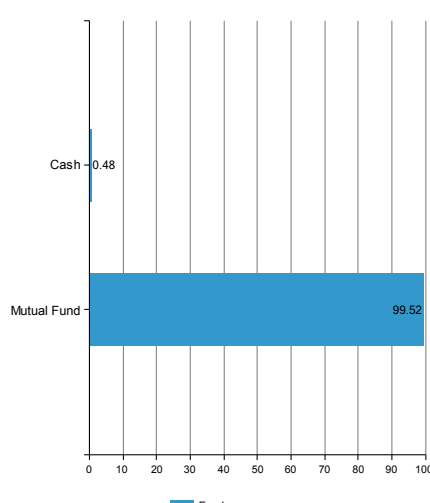
3 years monthly data

The holdings listed do not constitute a recommendation to purchase or sell a particular security. Cash and/or derivative positions that are not part of the core investment strategy will not be reflected in the top holdings list.

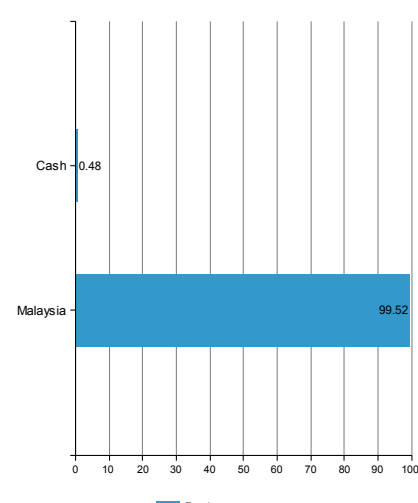
Asset Allocation (%)



Sector Allocation (%)



Regional Allocation (%)



Source: Factset. Fund holdings and allocations shown are unaudited and may not be representative of current or future investments. Percentages may not add up to 100% due to rounding and/or inclusion or exclusion of cash will not be reflected in the top holdings list.

The contents in this printed material is intended for your general information only and must not be construed as an offer or a recommendation to invest in our Funds and neither does it take into account any investor's particular circumstances. CIMB-Principal PRS Plus First Replacement Disclosure Document dated 31 July 2014 and First Supplemental Disclosure Document dated 2 March 2015 ("Disclosure Documents") have been duly registered with the Securities Commission Malaysia ("SC"). We recommend that you read and understand the contents of the Disclosure Documents before contributing and that you keep the said Disclosure Documents for your records. Any issue of units to which the Disclosure Documents relate will only be made upon receipt of the completed application form referred to in and accompanying the Disclosure Documents, subject to the terms and conditions therein. You can obtain a copy of the Disclosure Documents from the head office of Principal Asset Management Berhad or from any of our approved distributors. There are fees and charges involved in contributing in the private retirement scheme. We suggest that you consider these fees and charges carefully prior to making a contribution. Unit prices and income distributions, if any, may fall or rise. Past performance is not reflective of future performance and income distributions are not guaranteed. Investments in CIMB-Principal PRS Plus Asia Pacific Ex Japan Equity are exposed to risks associated with investment in the Target Fund and Concentration risk. Target Fund's risks include stock specific risk, credit (default) and counterparty risk, interest rate risk, country risk, currency risk, risk associated with temporary defensive positions and risk of investing in emerging markets. The name "PRS Plus" is the name of the private retirement scheme solution by the PRS Provider. It does not in any way connote or warrant that this Scheme will necessarily outperform other private retirement schemes or has additional features that may be lacking in other private retirement scheme solutions. Product Highlight Sheet ("PHS") is available and that investors have the right to request for a PHS; and the PHS and any other product Disclosure Documents should be read and understood before making any investment decision.

Note: The risk profile of the Fund is not the same as the risk profile of the benchmark.

Carefully consider a fund's objective, risks, charges and expenses.

Visit www.principal.com.my for a prospectus containing this and other information. Please read it carefully before investing.

Principal Asset Management Berhad

10th Floor, Bangunan CIMB, Jalan Semantan Damansara Heights, 50490 Kuala Lumpur.

Tel: (603) 2084 8888 Fax: (603) 2084 8899 Website: www.principal.com.my