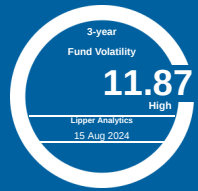


Principal Malaysia Opportunities Fund

31 August 2024
Available under the EPF Members Investment Scheme



Fund Objective

The Fund aims to grow the value of investments over the long-term through investment in Malaysian shares. The Fund may invest between 70% to 98% (both inclusive) of its NAV in local equities. The investment policy and strategy of the Fund will be to invest in stocks which are selected based on their future growth prospects. The Fund may opt to seek investment exposure via CIS that is in line with the Fund's objective, subject to the requirement of the GUTF. In addition, liquid assets may also be strategically used if we feel that the market downside risk is high in the short term.

Lipper Score

Total Return

Consistent Return

5

5

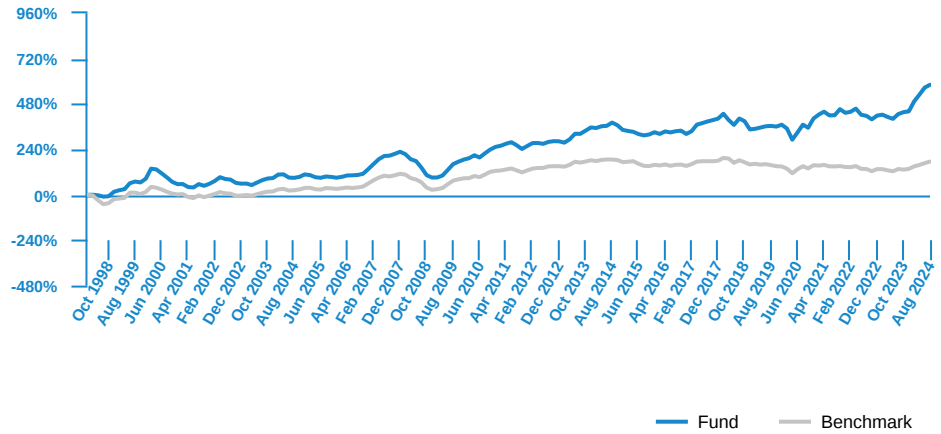
Morningstar Rating



Fund Information

ISIN Code	MYU1000AB005
Lipper ID	60001427
Bloomberg Ticker	COMFGLI MK
Domicile	Malaysia
Currency	MYR
Base Currency	MYR
Fund Inception	12 Mar 1998
Benchmark	FTSE Bursa Malaysia Top 100 Index
Application Fee	5.00% of the NAV per unit
Management Fee	1.85% p.a. of the NAV
Trustee Fee	0.045% p.a. of the NAV
Fund Size (MYR)	MYR 62.92 million
Fund Unit	48.05 million units
NAV per unit (As at 31 Aug 2024)	MYR 1.3094
Initial Offering Period (IOP) Date	2 Apr 1998
Initial Offering Period (IOP) Price	MYR 1.00

Fund Performance



Past performance does not guarantee future results. Asset allocation and diversification do not ensure a profit or protect against a loss.

Cumulative Performance (%)								
	YTD	1M	3M	6M	1Y	3Y	5Y	Since Inception
Fund	19.64	-7.25	-0.87	9.08	21.87	22.36	44.33	556.60
Benchmark	16.23	0.65	3.55	9.23	17.05	7.45	8.91	176.94

Calendar Year Returns (%)							
	2023	2022	2021	2020	2019	2018	
Fund	5.60	-3.87	4.48	8.36	9.31	-14.78	
Benchmark	0.63	-5.40	-4.23	3.49	-2.88	-9.28	

Most Recent Fund Distributions						
	2024 Aug	2023 Aug	2022 Aug	2021 Aug	2020 Aug	2019 Aug
Gross (sen/unit)	4.87	5.39	3.95	3.59	3.64	5.00
Annualised Yield (%)	3.72	4.84	3.50	2.91	3.24	4.33

Most Recent Unit Splits					
					2003 Dec
Ratio					1:1

Note: March 1998 to August 2024.

Performance data represents the combined income & capital return as a result of holding units in the fund for the specified length of time, based on bid to bid prices. Earnings are assumed to be reinvested.

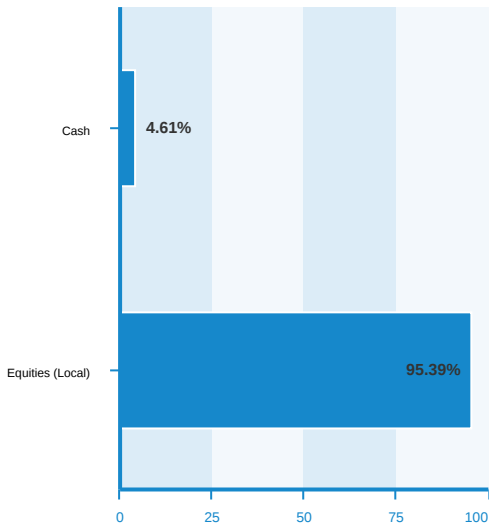
Annualised yield is calculated as the most recent monthly dividend distribution multiplied by the Fund's dividend frequency and divided by the latest NAV.

Source : Lipper

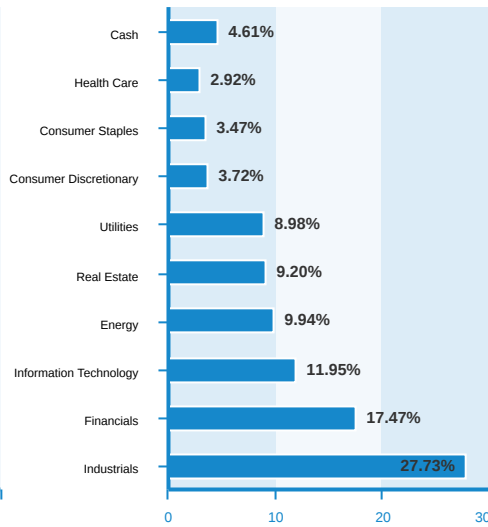
Top Holdings	Country	% of Net Assets	Fund Risk Statistics	
CIMB Group Holdings Bhd	Malaysia	10.91	Beta	0.96
Tenaga Nasional Bhd	Malaysia	5.94	Information Ratio	N/A
Malayan Banking Bhd	Malaysia	5.12	Sharpe Ratio	0.09
Malaysia Airports Holdings Bhd	Malaysia	5.10	(3 years monthly data)	
Gamuda Bhd	Malaysia	5.01		
ITMAX System Bhd	Malaysia	3.65		
Keyfield International Bhd	Malaysia	3.09		
Nationgate Holdings Bhd	Malaysia	3.04		
Dayang Enterprise Holdings Bhd	Malaysia	2.97		
RGB International Bhd	Malaysia	2.56		

The holdings listed do not constitute a recommendation to purchase or sell a particular security. Any repeated issuer shown means same issuer with different coupon rate and/or maturity date. Cash and/or derivative positions that are not part of the core investment strategy will not be reflected in the top holdings list.

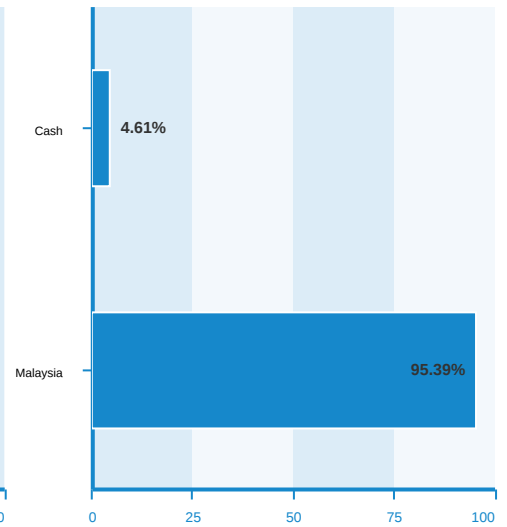
Asset Allocation (%)



Sector Allocation (%)



Regional Allocation (%)



Fund holdings and allocations shown are unaudited and may not be representative of current or future investments. Percentages may not add up to 100% due to rounding and/or inclusion or exclusion of cash will not be reflected in the top holdings list.

^Based on the fund's portfolio returns as at 15 August 2024, the Volatility Factor (VF) for this fund is 11.87 and is classified as "High" (source: FIMM). The VF means there is a possibility for the fund in generating an upside return or downside return around this VF. The Volatility Class (VC) is assigned by FIMM based on quintile ranks of VF for qualified funds. VF is subject to monthly revision and VC will be revised every six months. The fund's portfolio may have changed since this date and there is no guarantee that the fund will continue to have the same VF or VC in the future. Presently, only funds launched in the market for at least 36 months will display the VF and its VC. We recommend that you read and understand the contents of the Master Prospectus dated 10 July 2023, which has been duly registered with the Securities Commission Malaysia, before investing and that you keep the said Master Prospectus for your records. Any issue of units to which the Master Prospectus relates will only be made upon receipt of the completed application form referred to in and accompanying the Master Prospectus, subject to the terms and conditions therein. Investments in the Fund are exposed to stock specific risk. You can obtain a copy of the Master Prospectus from the head office of Principal Asset Management Berhad or from any of our approved distributors. Product Highlight Sheet ("PHS") is available and that investors have the right to request for a PHS; and the PHS and any other product disclosure document should be read and understood before making any investment decision. There are fees and charges involved in investing in the funds. We suggest that you consider these fees and charges carefully prior to making an investment. Unit prices and income distributions, if any, may fall or rise. Past performance is not reflective of future performance and income distributions are not guaranteed. You are also advised to read and understand the contents of the Financing for Investment in Unit Trust Risk Disclosure Statement/Unit Trust Loan Financing Risk Disclosure Statement before deciding to borrow to purchase units. Where a unit split/distribution is declared, you are advised that following the issue of additional units/distribution, the NAV per unit will be reduced from pre-unit split NAV/cum-distribution NAV to post-unit split NAV/ex-distribution NAV; and where a unit split is declared, the value of your investment in Malaysian Ringgit will remain unchanged after the distribution of the additional units.

Carefully consider a fund's objective, risks, charges and expenses.

Visit www.principal.com.my for a prospectus containing this and other information. Please read it carefully before investing.