

Principal Islamic Small Cap Opportunities Fund

30 September 2024



Fund Objective

The Fund aims to seek medium to long-term growth in capital by investing principally in emerging companies listed on Bursa Securities and this must be in accordance with the Shariah principles. The Fund may invest a minimum of 70% and up to a maximum of 98% of its NAV in Shariah-compliant stocks of emerging companies. The investment policy and strategy of the Fund will therefore focus on investments in Shariah-compliant instruments of such emerging companies with potential growth and hands-on management policies but may be lacking in track records. The Fund may also invest up to 28% of its NAV in other permissible Shariah-compliant investments.

Lipper Score

Total Return

Consistent Return

4

5

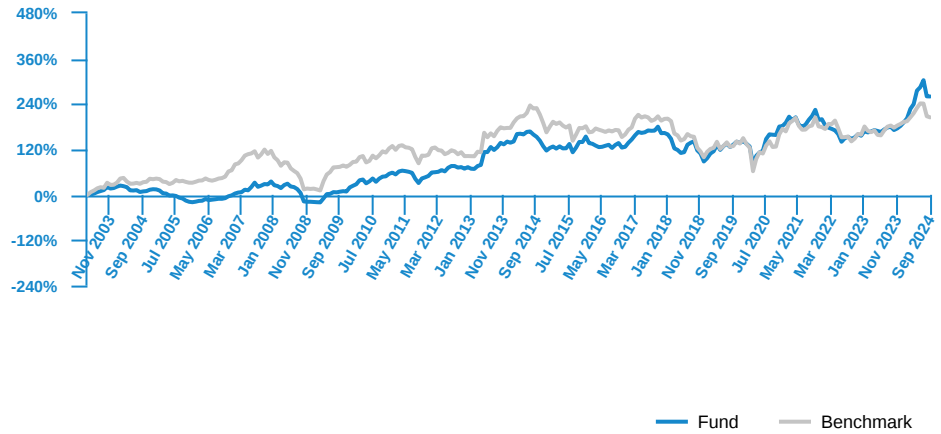
Morningstar Rating



Fund Information

| | |
|-------------------------------------|--------------------------------------------------------------------------------------------|
| ISIN Code | MYU1000AW001 |
| Lipper ID | 61500554 |
| Bloomberg Ticker | BHLPDAZ MK |
| Domicile | Malaysia |
| Currency | MYR |
| Base Currency | MYR |
| Fund Inception | 30 Apr 2003 |
| Benchmark | FTSE Bursa Malaysia Small Cap Shariah Index |
| Application Fee | IUTA: 6.50% of the NAV per unit Principal Agency Distributor: 6.50% of the NAV per unit |
| Management Fee | 1.85% p.a. of the NAV |
| Trustee Fee | 0.045% p.a. of the NAV |
| Fund Size (MYR) | MYR 326.16 million |
| Fund Unit | 377.10 million units |
| NAV per unit (As at 30 Sep 2024) | MYR 0.8649 |
| Initial Offering Period (IOP) Date | 21 May 2003 |
| Initial Offering Period (IOP) Price | MYR 0.50 |

Fund Performance



Past performance does not guarantee future results. Asset allocation and diversification do not ensure a profit or protect against a loss.

| Cumulative Performance (%) | | | | | | | | |
|----------------------------|-------|-------|--------|-------|-------|-------|-------|-----------------|
| | YTD | 1M | 3M | 6M | 1Y | 3Y | 5Y | Since Inception |
| Fund | 27.57 | -0.07 | -6.33 | 10.07 | 28.55 | 16.78 | 54.80 | 260.25 |
| Benchmark | 6.04 | -0.98 | -10.78 | -0.05 | 7.63 | 7.61 | 33.14 | 204.93 |

| Calendar Year Returns (%) | | | | | | | |
|---------------------------|-------|--------|------|-------|-------|--------|--|
| | 2023 | 2022 | 2021 | 2020 | 2019 | 2018 | |
| Fund | 10.15 | -14.54 | 6.35 | 16.20 | 29.00 | -28.62 | |
| Benchmark | 11.00 | -7.21 | 1.64 | 9.89 | 25.36 | -33.74 | |

| Most Recent Unit Splits | | | | | | |
|-------------------------|--|--|--|--|--|----------|
| Ratio | | | | | | 2021 Mar |
| | | | | | | 7:9 |

Note: April 2003 to September 2024.

Performance data represents the combined income & capital return as a result of holding units in the fund for the specified length of time, based on bid to bid prices. Earnings are assumed to be reinvested.

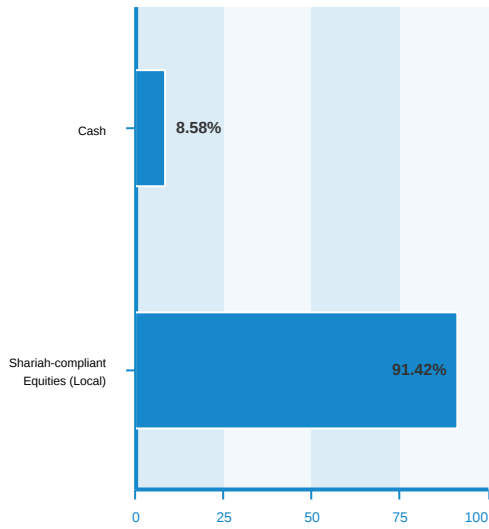
Annualised yield is calculated as the most recent monthly dividend distribution multiplied by the Fund's dividend frequency and divided by the latest NAV.

Source : Lipper

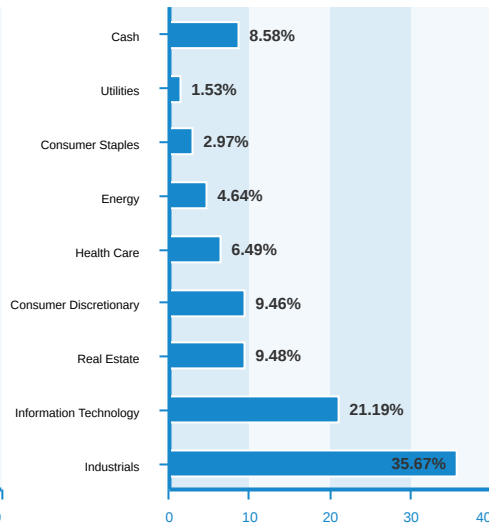
| Top Holdings | Country | % of Net Assets | Fund Risk Statistics | |
|-----------------------------|----------|-----------------|------------------------|------|
| Gamuda Bhd | Malaysia | 6.68 | Beta | 0.79 |
| V.S. Industry | Malaysia | 4.47 | Information Ratio | 0.08 |
| LGMS Bhd | Malaysia | 4.04 | Sharpe Ratio | 0.04 |
| Nationgate Holdings Bhd | Malaysia | 4.01 | (3 years monthly data) | |
| Farm Fresh Bhd | Malaysia | 3.85 | | |
| Southern Score Builders Bhd | Malaysia | 3.82 | | |
| Aeon Co M Bhd | Malaysia | 3.37 | | |
| Axis REIT | Malaysia | 3.33 | | |
| Kelington Group Bhd | Malaysia | 3.30 | | |
| KPJ Healthcare Bhd | Malaysia | 3.18 | | |

The holdings listed do not constitute a recommendation to purchase or sell a particular security. Any repeated issuer shown means same issuer with different coupon rate and/or maturity date. Cash and/or derivative positions that are not part of the core investment strategy will not be reflected in the top holdings list.

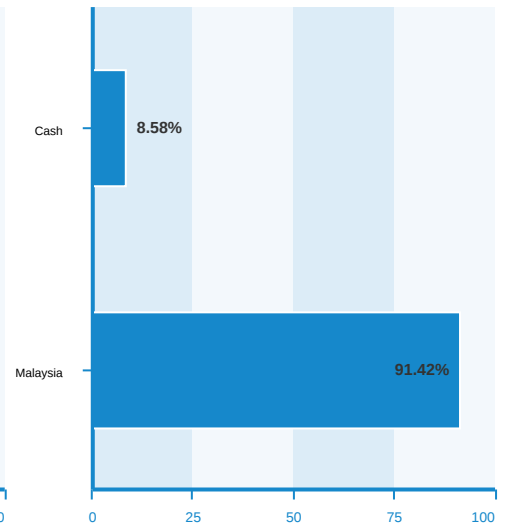
Asset Allocation (%)



Sector Allocation (%)



Regional Allocation (%)



Fund holdings and allocations shown are unaudited and may not be representative of current or future investments. Percentages may not add up to 100% due to rounding and/or inclusion or exclusion of cash will not be reflected in the top holdings list.

^Based on the fund's portfolio returns as at 15 September 2024, the Volatility Factor (VF) for this fund is 15 and is classified as "High" (source: FIMM). The VF means there is a possibility for the fund in generating an upside return or downside return around this VF. The Volatility Class (VC) is assigned by FIMM based on quintile ranks of VF for qualified funds. VF is subject to monthly revision and VC will be revised every six months. The fund's portfolio may have changed since this date and there is no guarantee that the fund will continue to have the same VF or VC in the future. Presently, only funds launched in the market for at least 36 months will display the VF and its VC. We recommend that you read and understand the contents of the Master Prospectus (Islamic Funds) dated 28 April 2023, which has been duly registered with the Securities Commission Malaysia, before investing and that you keep the said Master Prospectus (Shariah-Compliant Funds) for your records. Any issue of units to which the Master Prospectus (Shariah-Compliant Funds) relates will only be made upon receipt of the completed application form referred to in and accompanying the Master Prospectus (Shariah-Compliant Funds), subject to the terms and conditions therein. Investments in the Fund are exposed to liquidity risk, risks associated with investment in warrants, stock specific risk. You can obtain a copy of the Master Prospectus (Shariah-Compliant Funds) from the head office of Principal Asset Management Berhad or from any of our approved distributors. Product Highlight Sheet ("PHS") is available and that investors have the right to request for a PHS; and the PHS and any other product disclosure document should be read and understood before making any investment decision. There are fees and charges involved in investing in the funds. We suggest that you consider these fees and charges carefully prior to making an investment. Unit prices and income distributions, if any, may fall or rise. Past performance is not reflective of future performance and income distributions are not guaranteed. You are also advised to read and understand the contents of the Financing for Investment in Unit Trust Risk Disclosure Statement before deciding to obtain financing to purchase units. Where a unit split/distribution is declared, investors are advised that following the issue of additional units/distribution, the NAV per unit will be reduced from pre-unit split NAV/cum-distribution NAV to post-unit split NAV/ex-distribution NAV; and where a unit split is declared, the value of your investment in Malaysian Ringgit will remain unchanged after the distribution of the additional units.

Carefully consider a fund's objective, risks, charges and expenses.

Visit www.principal.com.my for a prospectus containing this and other information. Please read it carefully before investing.