

# Principal Islamic PRS Plus Principal Islamic RetireEasy 2030 - Class C

31 March 2024

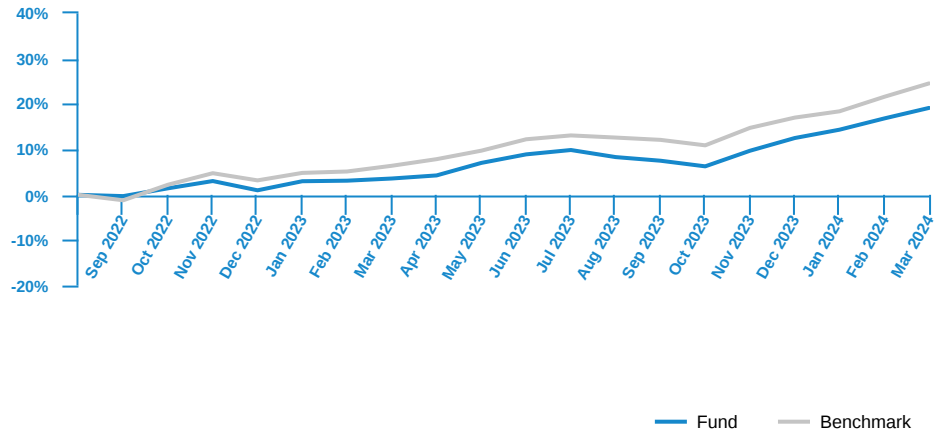
## Fund Objective

The Fund seeks to provide positive total return by investing according to an asset allocation strategy. The Fund seeks to provide sustainable positive total return and to grow the total investment over the long term with retirement as the ultimate goal. The asset allocation will be guided by the glide path and it will shift dynamically and progressively from a more aggressive mix to a more conservative mix as the Fund approaches its Target Date. The Sub-Manager will seek exposure to the various asset classes by investing in Islamic CIS (including Islamic ETF and Islamic REITs) to achieve greater market exposure, diversification and for cost efficiency purposes.

## Fund Information

<b>ISIN Code</b>	MYU0100A5426
<b>Lipper ID</b>	68728589
<b>Bloomberg Ticker</b>	PRRUKJC MK
<b>Domicile</b>	Malaysia
<b>Currency</b>	MYR
<b>Base Currency</b>	MYR
<b>Fund Inception</b>	23 Sep 2022
<b>Benchmark</b>	18% MSCI ACWI Islamic NR USD + 18% FTSE Bursa Malaysia EMAS Shariah TR MYR + 24% MSCI AC Asia Islamic ex Japan TR USD + 25% Refinitiv BPAM Sukuk Index MYR + 15% DJ Sukuk TR USD
<b>Application Fee</b>	Up to 0.50% of the NAV
<b>Management Fee</b>	1.50% p.a. of the NAV
<b>Trustee Fee</b>	0.04% p.a. of the NAV
<b>Fund Size (MYR)</b>	MYR 1.07 million
<b>Fund Unit</b>	3.60 million units
<b>NAV per unit (As at 31 Mar 2024)</b>	MYR 0.2979
<b>Initial Offering Period (IOP) Date</b>	26 Sep 2022
<b>Initial Offering Period (IOP) Price</b>	MYR 0.25

## Fund Performance



Past performance does not guarantee future results. Asset allocation and diversification do not ensure a profit or protect against a loss.

	YTD	1M	3M	6M	1Y	3Y	5Y	Since Inception
<b>Fund</b>	5.90	1.99	5.90	10.83	15.02	N/A	N/A	19.16
<b>Benchmark</b>	6.45	2.43	6.45	11.10	17.06	N/A	N/A	24.57

	2023	2022	2021	2020	2019	2018
<b>Fund</b>	11.41	N/A	N/A	N/A	N/A	N/A
<b>Benchmark</b>	13.41	N/A	N/A	N/A	N/A	N/A

Note: September 2022 to March 2024.

Performance data represents the combined income & capital return as a result of holding units in the fund for the specified length of time, based on bid to bid prices. Earnings are assumed to be reinvested.

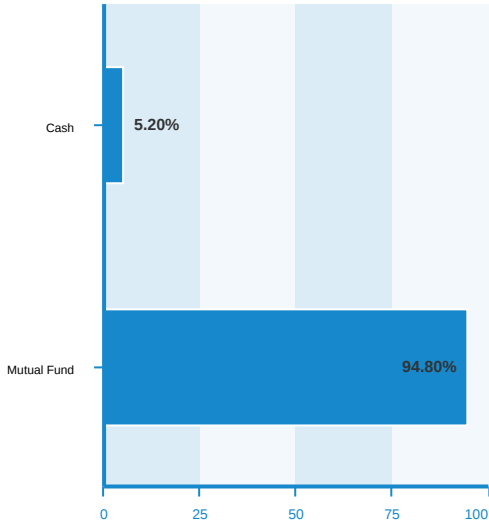
Annualised yield is calculated as the most recent monthly dividend distribution multiplied by the Fund's dividend frequency and divided by the latest NAV.

Source : Lipper

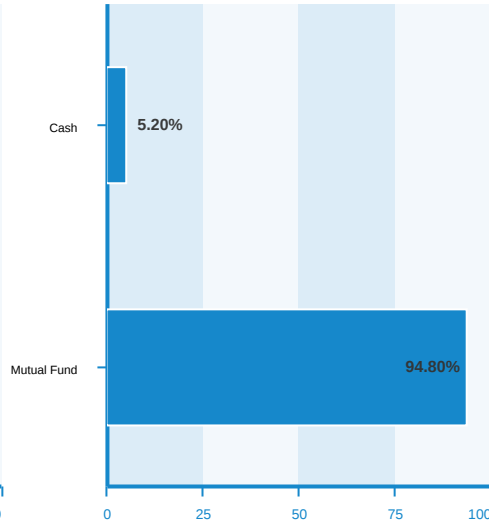
Top Holdings	Country	% of Net Assets	Fund Risk Statistics
Principal Islamic Asia Pacific Dynamic Equity Fund	Malaysia	23.56	<b>Beta</b> -
Principal Islamic Lifetime Sukuk Fund	Malaysia	22.55	<b>Information Ratio</b> -
Principal DALI Global Equity Fund	Malaysia	18.70	<b>Sharpe Ratio</b> -
Franklin GI Sukuk I acc USD	Luxembourg	12.24	(3 years monthly data)
Principal Islamic Enhanced Opportunities Fund	Malaysia	8.26	
Principal DALI Equity Fund	Malaysia	7.66	
Principal Islamic Small Cap Opportunities Fund	Malaysia	1.83	

The holdings listed do not constitute a recommendation to purchase or sell a particular security. Any repeated issuer shown means same issuer with different coupon rate and/or maturity date. Cash and/or derivative positions that are not part of the core investment strategy will not be reflected in the top holdings list.

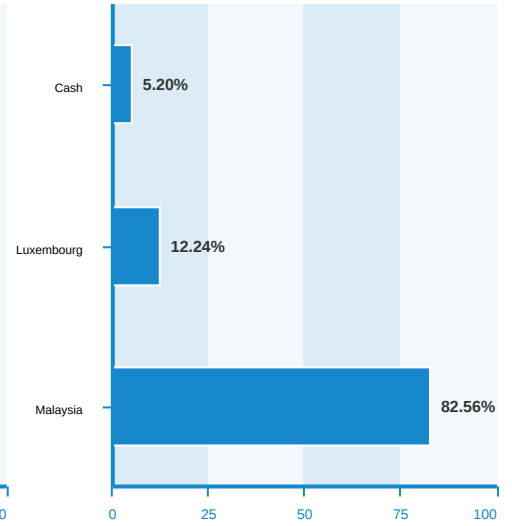
## Asset Allocation (%)



## Sector Allocation (%)



## Regional Allocation (%)



Fund holdings and allocations shown are unaudited and may not be representative of current or future investments. Percentages may not add up to 100% due to rounding and/or inclusion or exclusion of cash will not be reflected in the top holdings list.

The contents in this printed material is intended for your general information only and must not be construed as an offer or a recommendation to invest in our Funds and neither does it take into account any investor's particular circumstances. Principal Islamic PRS Plus Fourth Replacement Disclosure Document dated 23 September 2022 (known as "Disclosure Document") have been duly registered with the Securities Commission Malaysia ("SC"). We recommend that you read and understand the contents of the Disclosure Document before contributing and that you keep the said Disclosure Document for your records. Any issue of units to which the Disclosure Document relate will only be made upon receipt of the completed application form referred to in and accompanying the Disclosure Document, subject to the terms and conditions therein. You can obtain a copy of the Disclosure Documents from the head office of Principal Asset Management Berhad or from any of our approved distributors. There are fees and charges involved in contributing in the private retirement scheme. We suggest that you consider these fees and charges carefully prior to making a contribution. Unit prices and income distributions, if any, may fall or rise. Past performance is not reflective of future performance and income distributions are not guaranteed. Investments in Principal Islamic RetireEasy 2030 are exposed to stock specific risk, credit and default risk, interest rate risk, country risk, currency risk, risks associated with investment in Shariah-compliant warrants/Islamic options, risks associated with investment in Islamic CIS, risk associated with unconstrained portfolio, risk associated with TDF and Shariah non-compliance risk. The name "PRS Plus" is the name of the private retirement scheme solution by the PRS Provider. It does not in any way connote or warrant that this Scheme will necessarily outperform other private retirement schemes or has additional features that may be lacking in other private retirement scheme solutions. Product Highlight Sheet ("PHS") is available and that investors have the right to request for a PHS; and the PHS and any other product Disclosure Documents should be read and understood before making any investment decision. \* Please note that although Sukuk is a non-interest bearing instrument, its price movement is correlated to the movement in the interest rates. As such, investment in Sukuk will have an exposure to interest rates. Even though the Fund does not invest in interest bearing instruments, the interest rate referred herein is to the general interest rate of the country which may affect the value of the investment of the Fund. Note: The risk profile of the Fund is not the same as the risk profile of the benchmark.

Carefully consider a fund's objective, risks, charges and expenses.

Visit [www.principal.com.my](http://www.principal.com.my) for a prospectus containing this and other information. Please read it carefully before investing.