

Principal Islamic Global Technology Fund - Class MYR-Hedged

31 March 2024

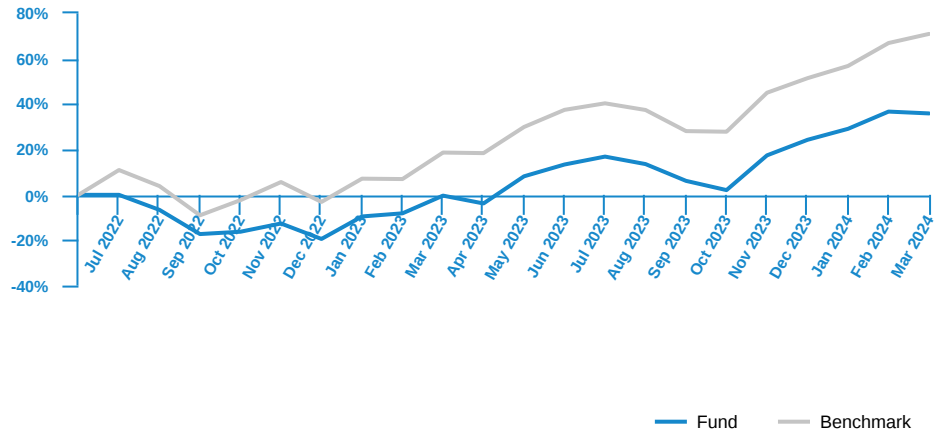
Fund Objective

The Fund aims to provide capital appreciation through investments in one Islamic collective investment scheme, which invests primarily in a diversified portfolio of technology related companies. The Fund is a feeder fund that invests into a single Islamic CIS, i.e. Franklin Templeton Shariah Funds - Franklin Shariah Technology Fund (Target Fund). In order to achieve its objective, the Fund will invest at least 85% of its NAV in the Target Fund. The Fund may also invest up to 15% of its NAV in Islamic liquid assets for liquidity purposes and Islamic derivative for the sole purpose of hedging arrangement.

Fund Information

ISIN Code	MYU0100A4833
Lipper ID	68712952
Bloomberg Ticker	PRTHNMD MK
Domicile	Malaysia
Currency	MYR
Base Currency	USD
Fund Inception	14 Jul 2022
Benchmark	S&P Global 1200 Shariah Information Technology Index
Application Fee	Up to 5.00% of the NAV
Management Fee	Up to 1.80% p.a. of the NAV
Trustee Fee	Up to 0.03% p.a. of the NAV
Fund Size (MYR)	MYR 150.04 million
Fund Unit	110.41 million units
NAV per unit (As at 31 Mar 2024)	MYR 1.3589
Initial Offering Period (IOP) Date	4 Aug 2022
Initial Offering Period (IOP) Price	MYR 1.00

Fund Performance



Past performance does not guarantee future results. Asset allocation and diversification do not ensure a profit or protect against a loss.

Cumulative Performance (%)								
	YTD	1M	3M	6M	1Y	3Y	5Y	Since Inception
Fund	9.36	-0.59	9.36	28.00	36.37	N/A	N/A	35.89
Benchmark	12.89	2.41	12.89	33.45	44.09	N/A	N/A	70.95

Calendar Year Returns (%)							
	2023	2022	2021	2020	2019	2018	
Fund	54.26	N/A	N/A	N/A	N/A	N/A	N/A
Benchmark	56.32	N/A	N/A	N/A	N/A	N/A	N/A

Note: July 2022 to March 2024.

Performance data represents the combined income & capital return as a result of holding units in the fund for the specified length of time, based on bid to bid prices. Earnings are assumed to be reinvested.

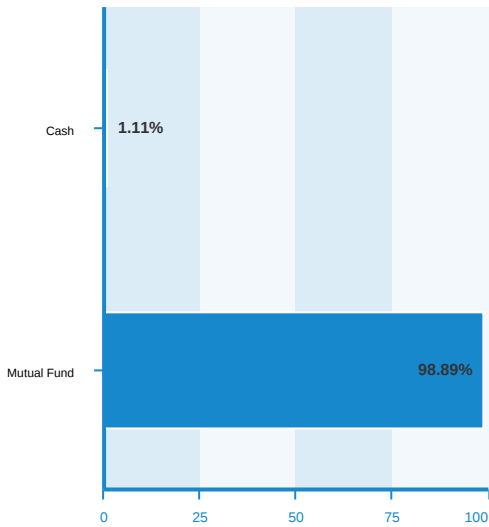
Annualised yield is calculated as the most recent monthly dividend distribution multiplied by the Fund's dividend frequency and divided by the latest NAV.

Source: Lipper

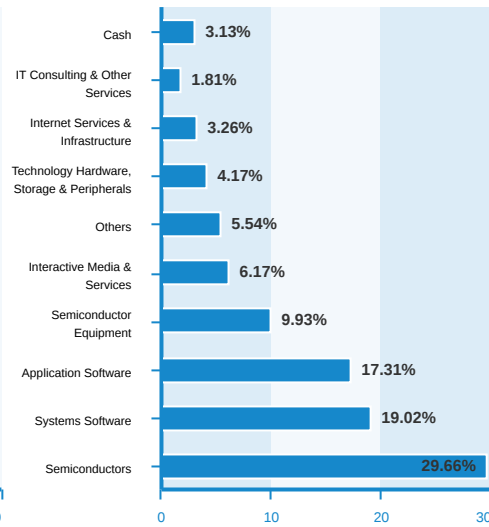
Top Holdings *	Country	% of Net Assets	Fund Risk Statistics	
Microsoft Corporation	United States	9.28	Beta	-
Nvidia Corporation	United States	9.15	Information Ratio	-
ASML Holding NV	Netherlands	4.92	Sharpe Ratio	-
ServiceNow Inc	United States	4.82	(3 years monthly data)	
Synopsys Inc	United States	4.24		
Apple Inc	United States	4.17		
Advanced Micro Devices Inc	United States	3.87		
Applied Materials Inc	United States	3.29		
Alphabet Inc	United States	3.23		
Marvell Technology Inc	United States	3.14		

The holdings listed do not constitute a recommendation to purchase or sell a particular security. Any repeated issuer shown means same issuer with different coupon rate and/or maturity date. Cash and/or derivative positions that are not part of the core investment strategy will not be reflected in the top holdings list.

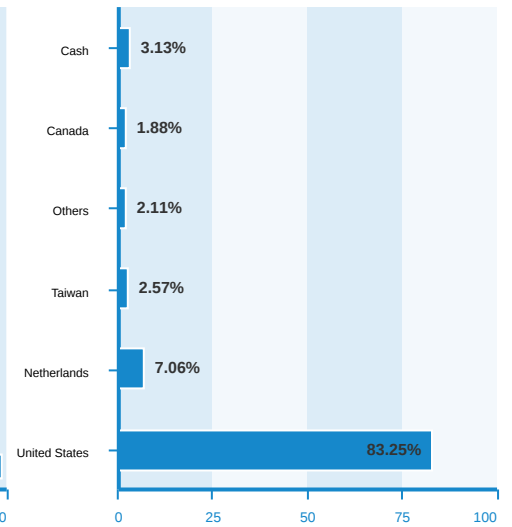
Asset Allocation (%)



Sector Allocation (%) *



Regional Allocation (%) *



* Of the target fund

Fund holdings and allocations shown are unaudited and may not be representative of current or future investments. Percentages may not add up to 100% due to rounding and/or inclusion or exclusion of cash will not be reflected in the top holdings list.

We recommend that you read and understand the contents of the Principal Islamic Global Technology Fund Information Memorandum No.1 dated 14 July 2022, which have been deposited with Securities Commission Malaysia before investing and that you keep the said Information Memorandum for your record. Any issue of units to which the Information Memorandum relates will only be made upon receipt of the completed application form referred to in and accompanying the Information Memorandum, subject to the terms and conditions therein. The principal risks are returns not guaranteed, market risk, inflation risk, financing risk, manager risk and liquidity risk. The specific risks of the Target Fund are currency risk, Target Fund manager's risk and country risk. You can obtain a copy of the Information Memorandum from the head office of Principal Asset Management Berhad or from any of our approved distributors. We suggest that you consider these fees and charges carefully prior to making an investment. Unit prices and income distributions, if any, may fall or rise. Past performance is not reflective of future performance and income distributions are not guaranteed. Product Highlight Sheet ("PHS") is available and that investors have the right to request for a PHS; and the PHS and any other product disclosure document should be read and understood before making any investment decision. There are fees and charges involved in investing in the funds. We suggest that you consider these fees and charges carefully prior to making an investment. Unit prices and income distributions, if any, may fall or rise. Past performance is not reflective of future performance and income distributions are not guaranteed. You are also advised to read and understand the contents of the Financing for Investment in Unit Trust Risk Disclosure Statement/Unit Trust Loan Financing Risk Disclosure Statement before deciding to borrow to purchase units. All performance figures have been extracted from Lipper. Where a unit split/distribution is declared, investors are advised that following the issue of additional units/distribution, the NAV per unit will be reduced from pre-unit split NAV/cum-distribution NAV to post-unit split NAV/ex-distribution NAV; and where a unit split is declared, the value of your investment will remain unchanged after the distribution of the additional units.

Carefully consider a fund's objective, risks, charges and expenses.

Visit www.principal.com.my for a prospectus containing this and other information. Please read it carefully before investing.