

PRINCIPAL ISLAMIC GLOBAL SELECTION MODERATE FUND
ANNUAL REPORT
FOR THE FINANCIAL YEAR ENDED 30 APRIL 2024

CONTENTS	PAGE(S)
INVESTORS' LETTER	i
MANAGER'S REPORT	ii - x
Fund Objective and Policy	
Performance Data	
Market Review	
Fund Performance	
Portfolio Structure	
Market Outlook	
Investment Strategy	
Soft Commissions and Rebates	
Securities Financing Transactions	
State of Affair of The Fund	
Circumstances That Materially Affect Any Interest of Unit Holders	
Cross Trade	
Unit Split	
STATEMENT BY MANAGER	1
TRUSTEE'S REPORT	2
SHARIAH ADVISER'S REPORT	3
INDEPENDENT AUDITORS' REPORT	4 - 7
STATEMENT OF COMPREHENSIVE INCOME	8
STATEMENT OF FINANCIAL POSITION	9 - 10
STATEMENT OF CHANGES IN NET ASSETS ATTRIBUTABLE TO UNIT HOLDERS	11
STATEMENT OF CASH FLOWS	12
NOTES TO THE FINANCIAL STATEMENTS	13 – 34
DIRECTORY	35

INVESTORS' LETTER

Dear Valued Investor,

Greetings from Principal Asset Management Berhad ("Principal Malaysia") and thank you for investing with us!

We are pleased to bring you a copy of the Annual Fund Report of the Principal Islamic Global Selection Moderate Fund for the financial year ended 30 April 2024. You may also download this report from our website at www.principal.com.my.

We are happy to share that Principal Malaysia won two honours at the Asia Asset Management 2024 Best of the Best Awards. The awards were for Best of the Best Performance Awards: China A-Share Equity (3 years) for the Principal China Direct Opportunities Fund (Class MYR) and Best of the Best Country Awards: Best Institutional House – Malaysia. We also won another two awards at the 2024 Global Banking & Finance Awards® for Asset Management CEO of the Year Malaysia 2024 - Munirah Khairuddin and Asset Management Company of the Year Malaysia 2024. At the EPF External Fund Managers Awards 2023, we were awarded with the Best International Equity Fund Manager for MSCI EM Latin America 2023 category. The World Business Outlook magazine also awarded us with the Best Investment Management and Solutions Provider Malaysia 2024, Best Institutional House Malaysia 2024, and Asset Management CEO (Munirah Khairuddin) of the Year Malaysia 2024 awards at its 2024 Annual Awards. We also won three awards at iFast Awards 2024 and another 7 awards at the LSEG Lipper Fund Awards 2024.

Digital innovation is central to our strategy, as we use data and technology to develop the right solutions for you. We will continue to advance our digital capabilities to provide easy access to your investment portfolio and enable you to carry out transactions seamlessly. Please continue to check out our website (www.principal.com.my), like our Facebook page (@PrincipalAssetMY), follow us on our Instagram account (@principalassetmanagement_my), and LinkedIn page (Principal Asset Management Berhad) for the latest updates, market insights and investment articles.

We appreciate your continuous support and the trust you place in us.

Yours faithfully,
for **Principal Asset Management Berhad**

Munirah Khairuddin

Country Head and Chief Executive Officer, Malaysia
Non-Independent Executive Director

MANAGER'S REPORT

FUND OBJECTIVE AND POLICY

What is the investment objective of the Fund?

The Fund aims to provide long term capital appreciation and income through Shariah-compliant investments that invests in the global markets within the Target Risk range of the Fund.

Has the Fund achieved its objective?

The Fund is in line to achieve its long-term objective to provide capital growth and income as stated in the Fund Objective section.

What are the Fund investment policy and principal investment strategy?

The Fund will be actively managed with the aim of maximising the Fund's investment return relative to its Target Risk. To achieve this, the Fund will invest in a diversified mix of asset classes such as Shariah-compliant equities, Sukuk, Islamic gold Exchange-Traded Fund ("ETF"), Islamic money market instruments and Islamic Deposit. The allocation into each asset class is determined by selecting an optimal portfolio i.e. a portfolio of asset mix that generate the highest expected return for the prescribed Target Risk. For example, the higher the Target Risk, the higher the allocation into higher risk assets such as Shariah-compliant equities and Islamic gold ETF and hence higher potential returns. On the contrary, a low Target Risk will allocate its investment mainly in lower risk assets such as Islamic Deposit and Sukuk and hence generating a lower and more stable potential returns.

The Fund will be continuously monitored to ensure that its overall risk level remains align with its prescribed Target Risk. This is facilitated through rebalancing and/or optimising the Fund if the current allocation of a particular asset deviates substantially from its optimal allocation; or if there are significant changes in valuations of the assets and market circumstances.

The Fund invests in assets that comply to Shariah rules, which includes but not limited to Shariah-compliant equities, Sukuk, Islamic gold ETF, Islamic money market instruments and Islamic Deposit. The Fund may also seek investment exposure via Islamic Collective Investment Scheme that is in line with the Fund's objective, subject to the requirements of the Guidelines on Unit Trust Funds issued by the Securities Commission Malaysia ("GUTF").

The Fund's investment in Sukuk will generally be restricted to Sukuk rated at least a minimum credit rating of "BBB-" by S&P or its equivalent rating by other international rating agencies and/or at least "A3" by RAM Rating ("RAM") or equivalent rating by Malaysian Rating Corporation ("MARC") or by local rating agency(ies) of the country ("Investment Grade Sukuk"). Nonetheless, up to 20% of the Fund's NAV may be invested in non-investment grade and/or unrated Sukuk.

The asset allocation for the Fund is as follows:

- Up to 50% of the Fund's NAV may be invested in Shariah-compliant equities;
- Up to 60% of the Fund's NAV may be invested in Sukuk, out of which;
 - up to 60% of the Fund's NAV may be invested in Investment Grade Sukuk; and/ or
 - up to 20% of the Fund's NAV may be invested in non-investment grade and/or unrated Sukuk;
- Up to 40% of the Fund's NAV may be invested in Islamic money market instruments;
- Up to 30% of the Fund's NAV will be invested in Islamic gold ETF; and
- At least 2% of the Fund's NAV will be invested in Islamic Deposit.

Base Currency

United States Dollar ("USD")

Fund category/ type

Mixed Asset (Shariah-compliant)/Income & Growth.

FUND OBJECTIVE AND POLICY (CONTINUED)

When was the Fund launched?

Name of Class	Launch Date
Class D	17 April 2023
Class MYR	12 July 2021
Class USD	12 July 2021

What was the size of the Fund as at 30 April 2024?

USD2.53 million (11.79 million units)

What is the Fund's benchmark?

The Fund is actively managed and does not refer to any specific benchmark, however the Fund will be managed within the Target Risk range of 6% to 9% per annum.

What is the Fund distribution policy?

Semi-annually, depending on the availability of realised income and/or realised gains and at the Manager's discretion.

Note: The Fund will only distribute income after the 1st anniversary of the Class's Commencement Date.

What was the net income distribution for the financial year ended 30 April 2024?

The Fund distributed a total net income of USD4,134 to unit holders for the financial year ended 30 April 2024.

The Fund's NAV per unit before and after distributions were as follows:

Date	NAV per unit (before distribution) USD	NAV per unit (after distribution) USD
Distribution on 24 April 2024		
Class MYR	0.0491	0.0487
Class USD	0.7552	0.7494

Breakdown of distribution were as follows:

Source of distribution	2024		2023	
	USD	%	USD	%
Distribution out of current year's income	4,134	100.00	-	-
Distribution out of prior year's income/capital	-	-	-	-
Total	4,134	100.00	-	-

PERFORMANCE DATA

Details of portfolio composition of the Fund for the three audited financial years were as follows:

	30.04.2024 %	30.04.2023 %	30.04.2022 %
Shariah-compliant collective investment scheme	91.45	98.76	97.29
Cash and other assets	9.80	2.73	2.96
Liabilities	(1.25)	(1.49)	(0.25)
	<u>100.00</u>	<u>100.00</u>	<u>100.00</u>

PRINCIPAL ISLAMIC GLOBAL SELECTION MODERATE FUND

PERFORMANCE DATA (CONTINUED)

Details of portfolio composition of the Fund for the three audited financial years were as follows:
(continued)

	01.05.2023 to 30.04.2024	01.05.2022 to 30.04.2023	12.07.2021 (date of launch) to 30.04.2022
NAV (USD Million)			
- Class D	0.21	0.00*	-
- Class MYR	2.26	3.14	5.74
- Class USD	0.06	0.07	0.14
Units in circulation (Million)			
- Class D	0.94	0.00*	-
- Class MYR	10.78	14.62	26.50
- Class USD	0.07	0.07	0.15
NAV per unit (USD)			
- Class D	0.2208	0.2257	-
- Class MYR	0.2098	0.2150	0.2166
- Class USD	0.8852	0.9071	0.9138
Highest NAV per unit (USD)			
- Class D	0.2269	0.2259	-
- Class MYR	0.2161	0.2206	0.2330
- Class USD	0.9118	0.9306	0.9830
Lowest NAV Per Unit (USD)			
- Class D	0.2146	0.2249	-
- Class MYR	0.2044	0.1974	0.2161
- Class USD	0.8622	0.8326	0.9115
Total return (%)			
- Class D	4.56	0.68**	-
- Class MYR	4.55	1.74	(5.74)
- Class USD	(2.24)	(0.74)	(8.61)
Capital growth (%)			
- Class D	4.56	0.68**	-
- Class MYR	4.35	1.74	(5.74)
- Class USD	(2.44)	(0.74)	(8.61)
Income distribution (%)			
- Class D	-	-	-
- Class MYR	0.19	-	-
- Class USD	0.20	-	-
Total Expense Ratio ("TER") (%) ^	1.17	1.06	0.72
Portfolio Turnover Ratio ("PTR") (times) #	0.39	0.91	1.36

** Since inception performance

^ The Fund's TER increased from 1.06% to 1.17% due to the decrease in average NAV during the financial year under review.

The Fund's PTR For the financial year under review, the fund PTR decreased from 0.91 times to 0.39 times. The turnover reflects the fund's investment trading activities.

PRINCIPAL ISLAMIC GLOBAL SELECTION MODERATE FUND

PERFORMANCE DATA (CONTINUED)

	30.04.2024	30.04.2023	Since inception to 30.04.2022
	%	%	%
Annual total return			
- Class MYR	4.55	1.74	(5.74)
- Class USD	(2.24)	(0.74)	(8.61)

(Launch date: 12 July 2021)

	30.04.2024	Since inception to 30.04.2023
	%	%
Annual total return		
- Class D	4.56	0.68

(Launch date: 17 April 2023)

Past performance is not necessarily indicative of future performance and that unit prices and investment returns may go down, as well as up. All performance figures for the financial year have been extracted from Lipper.

MARKET REVIEW (1 MAY 2023 TO 30 APRIL 2024)

The monetary policy tightening reached its peak in the second half of 2023, with less inflationary pressures, risk assets such as Asian equities are reasonably well supported. Meanwhile, the recovery in China is uneven led by services while manufacturing lags. A sustained recovery will need to be supported by an improvement in labour conditions as well as the housing markets.

Several themes appear to be attractive in Asia towards the end of 2023, including the bottoming of the technology hardware cycle and broad-based growth in India. While China has turned stimulative in its policies, the efficacy of these policies remained a work-in-progress.

At the start of 2024, the US Federal Reserves (the “Fed”) has gone from raising rates and tackling inflation in 2023 to calibrating how many rate cuts to implement from 2024 onwards. This should be supportive for equities provided earnings do not disappoint significantly.

By the end of the first quarter of 2024, there are signs of a more forceful measures in China, with several moves including a reduce rates in the five-year loan prime rate and sovereign entities buying more exchange traded funds (“ETFs”).

FUND PERFORMANCE

	1 year to 30.04.2024	Since inception to 30.04.2024
	%	%
Income Distribution		
- Class D	-	-
- Class MYR	0.19	0.19
- Class USD	0.20	0.20
Capital Growth		
- Class D	4.56	5.27
- Class MYR	4.35	0.07
- Class USD	(2.44)	(11.50)
Total Return		
- Class D	4.56	5.27
- Class MYR	4.55	0.26
- Class USD	(2.24)	(11.32)

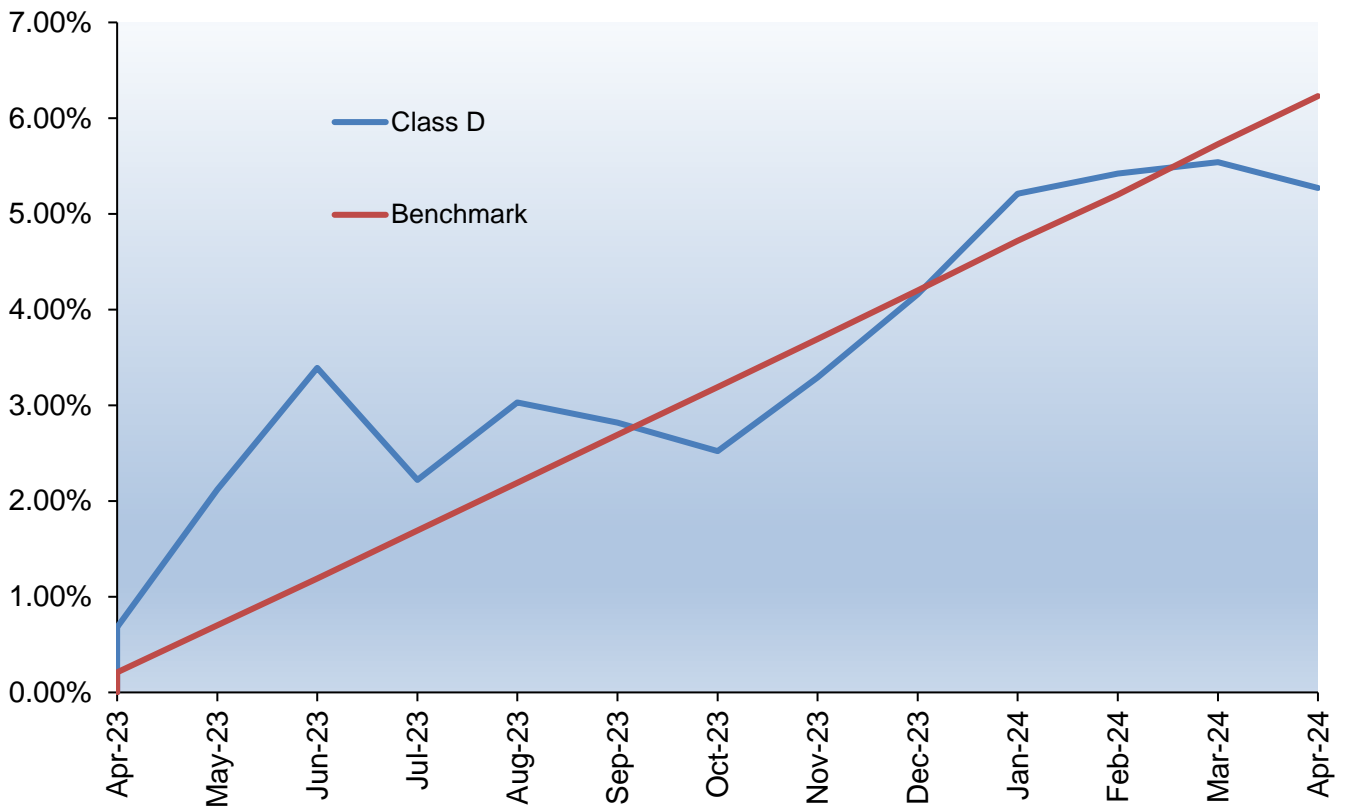
FUND PERFORMANCE (CONTINUED)

	1 year to 30.04.2024 %	Since inception to 30.04.2024 %
Benchmark		
- Class D	6.01	6.23
- Class MYR	6.01	17.73
- Class USD	6.01	17.73
Average Total Return		
- Class D	4.56	5.07
- Class MYR	4.55	0.09
- Class USD	(2.24)	(4.20)

For the financial year under review, Class D and Class MYR recorded positive returns of 4.56%, and 4.55% respectively, underperformed the benchmark which increased by 6.01%. Meanwhile, Class USD decreased by 2.24%, underperforming the benchmark which increased by 6.01%.

Since Inception

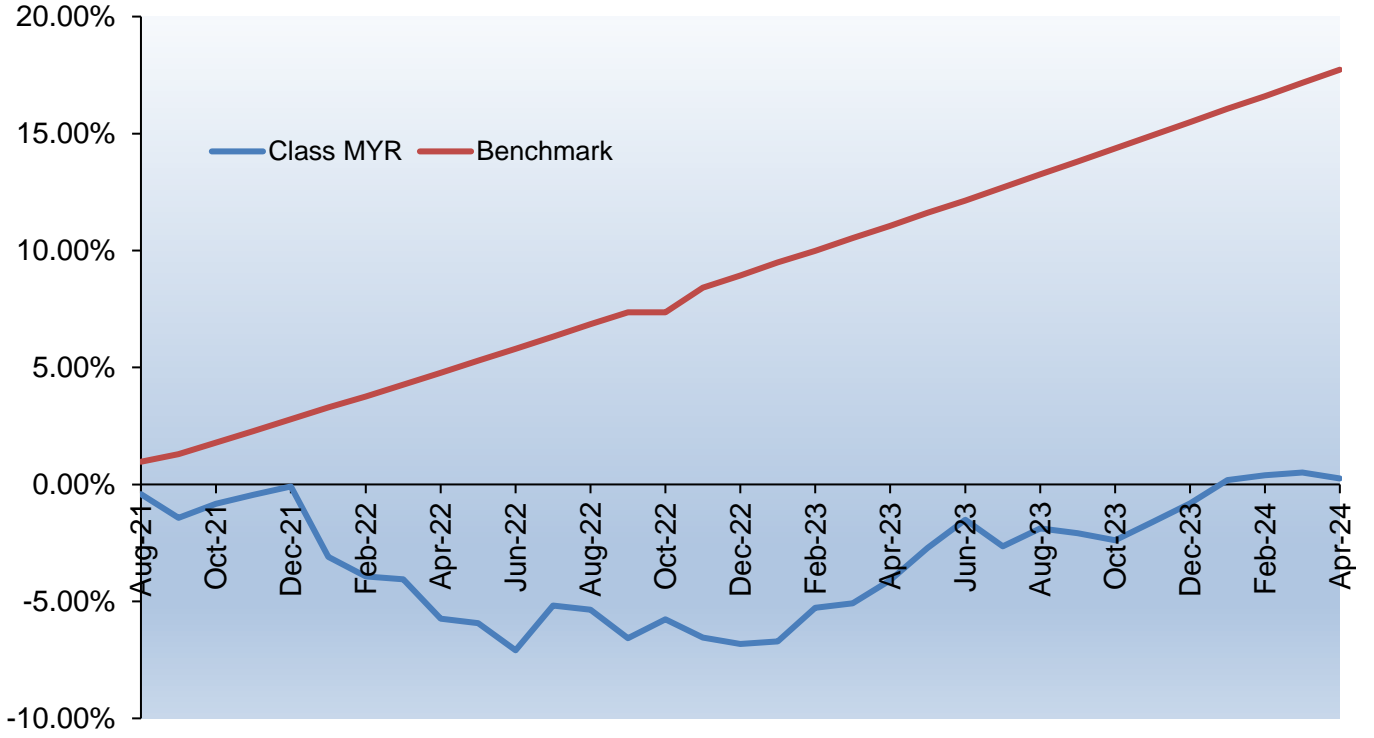
Class D



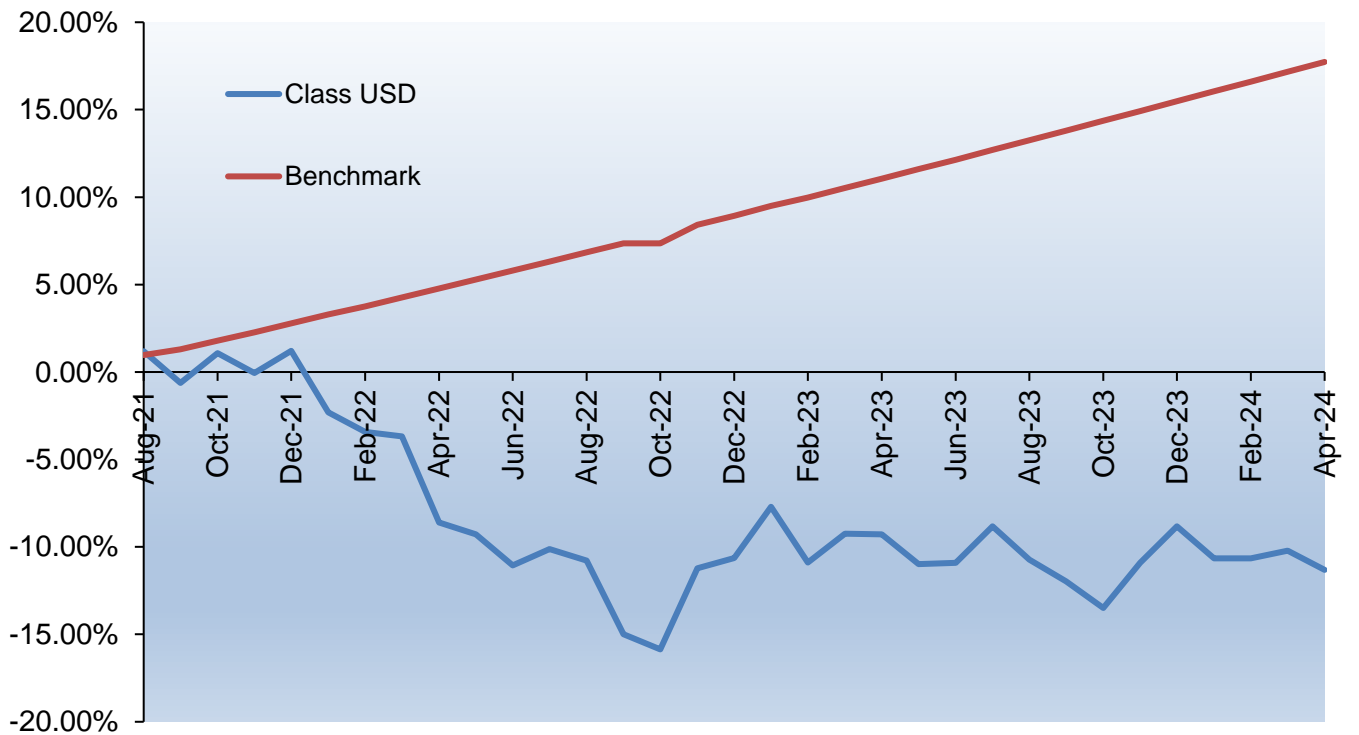
FUND PERFORMANCE (CONTINUED)

Since Inception

Class MYR



Class USD



FUND PERFORMANCE (CONTINUED)

Changes in NAV

	30.04.2024	30.04.2023	Changes %
CLASS D			
NAV (USD Million)	0.21	0.00*	-
NAV/Unit (USD)	0.2208	0.2257	(2.17)
CLASS MYR			
NAV (USD Million)	2.26	3.14	(28.03)
NAV/Unit (USD)	0.2098	0.2150	(2.42)
CLASS USD			
NAV (USD Million)	0.06	0.07	(14.29)
NAV/Unit (USD)	0.8852	0.9071	(2.41)

* Amount less than 0.01

During the financial year under review, the NAV for Class D increased to 0.21 million, while Class MYR increased by more than 100%. At the same time, Class USD decrease to 0.06 million.

In addition, the NAV per unit for Class D, Class MYR, and Class USD decreased by 2.17%, 2.42%, and 2.41% respectively during the same financial period.

Performance data represents the combined income and capital return as a result of holding units in the Fund for the specified length of time, based on NAV to NAV price. The performance data assumes that all earnings from the Fund are reinvested and are net of management and trustee fees. Past performance is not reflective of future performance and income distributions are not guaranteed. Unit prices and income distributions, if any, may fall and rise. All performance figures for the financial year have been extracted from Lipper.

PORTFOLIO STRUCTURE

Asset allocation

(% of NAV)	30.04.2024	30.04.2023
Shariah-compliant collective investment scheme	91.45	98.76
Cash and other assets	9.80	2.73
Liabilities	(1.25)	(1.49)
TOTAL	100.00	100.00

The fund was fully invested during the financial year under review. A minimal level of liquid assets was maintained primarily for redemption purposes.

MARKET OUTLOOK*

While the US economy has kept defying pessimists, there are incremental signs such as a weaker consumer confidence index and corporate commentaries regarding softer consumer spend. This could lead to a resumption of the disinflation narrative seen previously. The near-term policy path is highly uncertain, the market now expects 1 to 2 rate cuts by year end, from 6 cuts forecasted at the beginning of the year.

In China, there are expectations of a potential intervention in the housing market. While premature to conclude, there are signs of stabilization in policy making and stabilization in the private sector confidence.

MARKET OUTLOOK* (CONTINUED)

In Asia, there is an on-going optimism on recovery of technology hardware cycle in South Korea and Taiwan and broad-based growth in India.

* This market outlook does not constitute an offer, invitation, commitment, advice or recommendation to make a purchase of any investment. The information given in this article represents the views of Principal Malaysia or based on data obtained from sources believed to be reliable by Principal Malaysia. Whilst every care has been taken in preparing this, Principal Malaysia makes no guarantee, representation or warranty and is under no circumstances liable for any loss or damage caused by reliance on, any opinion, advice or statement made in this market outlook.

INVESTMENT STRATEGY

The Fund will continue to remain fully invested in Shariah-compliant investments with minimal cash kept for liquidity purposes.

SOFT COMMISSIONS AND REBATES

Principal Malaysia (the “Manager”) and the Trustee will not retain any form of rebate from, or otherwise share in any commission with, any broker or dealer in consideration for directing dealings in the investments of the Principal Malaysia Funds (“Funds”). Accordingly, any rebate or shared commission will be directed to the account of the Fund. The Manager may retain goods and services (soft commission) provided by any broker or dealer if the following conditions are met:

- (a) the soft commission brings direct benefit or advantage to the management of the Fund and may include research and advisory related services;
- (b) any dealings with the broker or dealer is executed on terms which are the most favourable for the Fund; and
- (c) the availability of soft commission is not the sole or primary purpose to perform or arrange transactions with such broker or dealer, and we and the fund the manager will not enter into unnecessary trades in order to achieve a sufficient volume of transactions to qualify for soft commission.

During the financial year under review, the Manager and Trustee did not receive any rebates from the brokers or dealers but the Manager has retained soft commission in the form of goods and services for the benefit of the fund such as financial wire services and stock quotations system incidental to investment management of the Funds and there was no churning of trades.

SECURITIES FINANCING TRANSACTIONS

The Fund has not undertaken any securities lending or repurchase transactions during the financial year under review.

STATE OF AFFAIR OF THE FUND

There were no significant changes in the state of affairs of the Fund during the year and up to the date of Manager’s report, not otherwise disclosed in the financial statements.

CIRCUMSTANCES THAT MATERIALLY AFFECT ANY INTEREST OF UNIT HOLDERS

There were no circumstances that had materially affected the interest of the unit holders during the financial year under review.

CROSS TRADE

No cross-trade transactions have been carried out during the financial year under review.

UNIT SPLIT

No unit split exercise has been carried out during the financial year under review.

**STATEMENT BY MANAGER TO THE UNIT HOLDERS OF
PRINCIPAL ISLAMIC GLOBAL SELECTION MODERATE FUND**

We, being the Directors of Principal Asset Management Berhad (the “Manager”), do hereby state that, in the opinion of the Manager, the accompanying audited financial statements set out on pages 8 to 34 are drawn up in accordance with the provisions of the Deeds and give a true and fair view of the financial position of the Fund as at 30 April 2024 and of its financial performance, changes in net assets attributable to unit holders and cash flows for the financial year then ended in accordance with the provisions of the Malaysian Financial Reporting Standards (“MFRS”) and International Financial Reporting Standards (“IFRS”).

For and on behalf of the Manager

Principal Asset Management Berhad (Company No.: 199401018399 (304078-K))

MUNIRAH KHAIRUDDIN

Country Head and Chief Executive Officer, Malaysia
Non-Independent Executive Director

UDAY JAYARAM

Executive Managing Director,
Head of Southeast Asia
Non-Independent Executive Director

Kuala Lumpur
14 June 2024

**TRUSTEE'S REPORT TO THE UNIT HOLDERS OF
PRINCIPAL ISLAMIC GLOBAL SELECTION MODERATE FUND ("Fund")**

We have acted as Trustee of the Fund for the financial year ended 30 April 2024 and we hereby confirm to the best of our knowledge, after having made all reasonable enquiries, Principal Asset Management Berhad has operated and managed the Fund during the year covered by these financial statements in accordance with the following:

1. Limitations imposed on the investment powers of the Management Company under the Deeds, securities laws and the Guidelines on Unit Trust Funds;
2. Valuation and pricing is carried out in accordance with the Deeds; and
3. Any creation and cancellation of units are carried out in accordance with the Deeds and any regulatory requirement.

We are of the opinion that the distributions of income by the Fund are appropriate and reflects the investment objective of the Fund.

For HSBC (Malaysia) Trustee Berhad

Yap Lay Guat
Manager, Investment Compliance Monitoring

Kuala Lumpur
14 June 2024

**SHARIAH ADVISER'S REPORT TO THE UNITHOLDERS OF
PRINCIPAL ISLAMIC GLOBAL SELECTION MODERATE FUND**

**To the Unit Holders of Principal Islamic Global Selection Moderate Fund
(the "Fund")**

For the Financial Year Ended 30 April 2024

We hereby confirm the following:

1. To the best of our knowledge, after having made all reasonable enquiries, Principal Asset Management Berhad has operated and managed the Fund during the year covered by these financial statements in accordance with the Shariah principles and complied with the applicable guidelines, rulings or decisions issued by the Securities Commission Malaysia pertaining to Shariah matters; and
2. The assets of the Fund comprise instruments that have been classified as Shariah-compliant.

For Amanie Advisors Sdn Bhd

Tan Sri Dr Mohd Daud Bakar
Executive Chairman

Kuala Lumpur
14 June 2024

**INDEPENDENT AUDITORS' REPORT TO THE UNIT HOLDERS OF
PRINCIPAL ISLAMIC GLOBAL SELECTION MODERATE FUND**

Report on the audit of the financial statements

Opinion

We have audited the financial statements of Principal Islamic Global Selection Moderate Fund (the "Fund"), which comprise the statement of financial position of the Fund as at 30 April 2024, and statement of comprehensive income, statement of changes in net assets attributable to unit holders and statement of cash flows of the Fund for the financial year then ended, and notes to the financial statements, including material accounting policy information, as set out on pages 8 to 34.

In our opinion, the accompanying financial statements give a true and fair view of the financial position of the Fund as at 30 April 2024, and of its financial performance and cash flows for the financial year then ended in accordance with Malaysian Financial Reporting Standards and International Financial Reporting Standards

Basis for opinion

We conducted our audit in accordance with approved standards on auditing in Malaysia and International Standards on Auditing. Our responsibilities under those standards are further described in the *Auditors' responsibilities for the audit of the financial statements* section of our report. We believe that the audit evidence we have obtained is sufficient and appropriate to provide a basis for our audit opinion.

Independence and other ethical responsibilities

We are independent of the Fund in accordance with the By-Laws (on Professional Ethics, Conduct and Practice) of the Malaysian Institute of Accountants ("By-Laws") and the International Code of Ethics for Professional Accountants (including International Independence Standards) ("IESBA Code"), and we have fulfilled our other ethical responsibilities in accordance with the By-Laws and the IESBA Code.

**INDEPENDENT AUDITORS' REPORT TO THE UNIT HOLDERS OF
PRINCIPAL ISLAMIC GLOBAL SELECTION MODERATE FUND (CONT'D.)**

Report on the audit of the financial statements (cont'd.)

Information other than the financial statements and auditors' report thereon

The Manager of the Fund (the "Manager") is responsible for the other information. The other information comprises the information included in the annual report of the Fund but does not include the financial statements of the Fund and our auditors' report thereon.

Our opinion on the financial statements of the Fund does not cover the other information and we do not express any form of assurance conclusion thereon.

In connection with our audit of the financial statements of the Fund, our responsibility is to read the other information and, in doing so, consider whether the other information is materially inconsistent with the financial statements of the Fund, or our knowledge obtained in the audit or otherwise appears to be materially misstated.

If, based on the work we have performed, we conclude that there is a material misstatement of this other information, we are required to report that fact. We have nothing to report in this regard.

Responsibilities of the Manager and the Trustee for the financial statements

The Manager is responsible for the preparation of financial statements of the Fund that give a true and fair view in accordance with Malaysian Financial Reporting Standards and International Financial Reporting Standards. The Manager is also responsible for such internal control as the Manager determines is necessary to enable the preparation of financial statements of the Fund that are free from material misstatement, whether due to fraud or error.

In preparing the financial statements of the Fund, the Manager is responsible for assessing the Fund's ability to continue as a going concern, disclosing, as applicable, matters related to going concern and using the going concern basis of accounting unless the Manager either intends to liquidate the Fund or to cease operations, or have no realistic alternative but to do so.

The Trustee is responsible for overseeing the Fund's financial reporting process. The Trustee is also responsible for ensuring that the Manager maintains proper accounting and other records as are necessary to enable true and fair presentation of these financial statements.

**INDEPENDENT AUDITORS' REPORT TO THE UNIT HOLDERS OF
PRINCIPAL ISLAMIC GLOBAL SELECTION MODERATE FUND (CONT'D.)**

Report on the audit of the financial statements (cont'd.)

Auditors' responsibilities for the audit of the financial statements

Our objectives are to obtain reasonable assurance about whether the financial statements of the Fund as a whole are free from material misstatement, whether due to fraud or error, and to issue an auditors' report that includes our opinion. Reasonable assurance is a high level of assurance but is not a guarantee that an audit conducted in accordance with approved standards on auditing in Malaysia and International Standards on Auditing will always detect a material misstatement when it exists. Misstatements can arise from fraud or error and are considered material if, individually or in the aggregate, they could reasonably be expected to influence the economic decisions of users taken on the basis of these financial statements.

As part of an audit in accordance with approved standards on auditing in Malaysia and International Standards on Auditing, we exercise professional judgement and maintain professional skepticism throughout the audit. We also:

- Identify and assess the risks of material misstatement of the financial statements of the Fund, whether due to fraud or error, design and perform audit procedures responsive to those risks, and obtain audit evidence that is sufficient and appropriate to provide a basis for our opinion. The risk of not detecting a material misstatement resulting from fraud is higher than for one resulting from error, as fraud may involve collusion, forgery, intentional omissions, misrepresentations, or the override of internal control.
- Obtain an understanding of internal control relevant to the audit in order to design audit procedures that are appropriate in the circumstances, but not for the purpose of expressing an opinion on the effectiveness of the Fund's internal control.
- Evaluate the appropriateness of accounting policies used and the reasonableness of accounting estimates and related disclosures made by the Manager.
- Conclude on the appropriateness of the Manager's use of the going concern basis of accounting and, based on the audit evidence obtained, whether a material uncertainty exists related to events or conditions that may cast significant doubt on the Fund's ability to continue as a going concern. If we conclude that a material uncertainty exists, we are required to draw attention in our auditors' report to the related disclosures in the financial statements of the Fund or, if such disclosures are inadequate, to modify our opinion. Our conclusions are based on the audit evidence obtained up to the date of our auditors' report. However, future events or conditions may cause the Fund to cease to continue as a going concern.
- Evaluate the overall presentation, structure and content of the financial statements of the Fund, including the disclosures, and whether the financial statements of the Fund represent the underlying transactions and events in a manner that achieves fair presentation.

We communicate with the Manager regarding, among other matters, the planned scope and timing of the audit and significant audit findings, including any significant deficiencies in internal control that we identify during our audit.

**INDEPENDENT AUDITORS' REPORT TO THE UNIT HOLDERS OF
PRINCIPAL ISLAMIC GLOBAL SELECTION MODERATE FUND (CONT'D.)**

Report on the audit of the financial statements (cont'd.)

Other matters

This report is made solely to the unit holders of the Fund, as a body, in accordance with the Guidelines on Unit Trust Funds issued by the Securities Commission Malaysia and for no other purpose. We do not assume responsibility to any other person for the content of this report.

Ernst & Young PLT
202006000003 (LLP0022760-LCA) & AF 0039
Chartered Accountants

Yeo Beng Yean
No. 03013/10/2024 J
Chartered Accountant

Kuala Lumpur, Malaysia
14 June 2024

PRINCIPAL ISLAMIC GLOBAL SELECTION MODERATE FUND

**STATEMENT OF COMPREHENSIVE INCOME
FOR THE FINANCIAL YEAR ENDED 30 APRIL 2024**

	Note	2024 USD	2023 USD
INCOME/(LOSS)			
Dividend income		21,378	44,209
Interest income		170	-
Net loss on financial assets at fair value through profit or loss	8	(32,462)	(58,604)
Net foreign exchange (loss)/gain		(2,294)	3,688
		(13,208)	(10,707)
EXPENSES			
Management fee	4	41,093	63,861
Trustee fee	5	1,248	2,128
Audit fee		2,466	2,528
Tax agent's fee		1,704	1,517
Other expenses		2,881	2,164
		49,392	72,198
LOSS BEFORE DISTRIBUTIONS AND TAXATION		(62,600)	(82,905)
Distributions:			
- Class MYR		4,001	-
- Class USD		133	-
	6	4,134	-
LOSS BEFORE TAXATION		(66,734)	(82,905)
Taxation	7	(510)	-
LOSS AFTER TAXATION, REPRESENTING TOTAL COMPREHENSIVE LOSS FOR THE FINANCIAL YEAR		(67,244)	(82,905)
Loss after taxation is made up as follows:			
Realised amount		(86,563)	(269,761)
Unrealised amount		19,319	186,856
		(67,244)	(82,905)

The accompanying notes to the financial statements form an integral part of the audited financial statements.

PRINCIPAL ISLAMIC GLOBAL SELECTION MODERATE FUND

**STATEMENT OF FINANCIAL POSITION
AS AT 30 APRIL 2024**

	Note	2024 USD	2023 USD
ASSETS			
Cash and cash equivalents	9	72,437	60,798
Financial assets at fair value through profit or loss	8	2,317,423	3,171,834
Amount due from Manager		166,354	394
Amount due from Manager of Shariah-compliant collective investment scheme			
- management fee rebate		9,034	9,396
- sales of Shariah-compliant collective investment scheme		-	16,072
Dividend receivable		581	1,174
Tax recoverable		23	-
TOTAL ASSETS		<u>2,565,852</u>	<u>3,259,668</u>
LIABILITIES			
Amount due to Manager of Shariah-compliant collective investment scheme			
- purchases of Shariah-compliant collective investment scheme		11,966	-
Amount due to Manager		9,000	38,996
Accrued management fee		1,841	2,992
Amount due to Trustee		88	136
Distribution payable		1,352	-
Other payables and accruals		7,655	5,764
TOTAL LIABILITIES		<u>31,902</u>	<u>47,888</u>
NET ASSET VALUE OF THE FUND		<u>2,533,950</u>	<u>3,211,780</u>
NET ASSETS ATTRIBUTABLE TO UNIT HOLDERS		<u>2,533,950</u>	<u>3,211,780</u>
REPRESENTED BY:			
FAIR VALUE OF OUTSTANDING UNITS (USD)			
- Class D		208,171	419
- Class MYR		2,260,499	3,143,627
- Class USD		65,280	67,734
		<u>2,533,950</u>	<u>3,211,780</u>

The accompanying notes to the financial statements form an integral part of the audited financial statements.

PRINCIPAL ISLAMIC GLOBAL SELECTION MODERATE FUND

**STATEMENT OF FINANCIAL POSITION (CONTINUED)
AS AT 30 APRIL 2024 (CONTINUED)**

	Note	2024 USD	2023 USD
REPRESENTED BY:			
NUMBER OF UNITS IN CIRCULATION (UNITS)			
- Class D		942,928	1,855
- Class MYR		10,772,243	14,620,541
- Class USD		73,747	74,668
	10	<u>11,788,918</u>	<u>14,697,064</u>
NET ASSET VALUE PER UNIT (USD)			
- Class D		0.2208	0.2257
- Class MYR		0.2098	0.2150
- Class USD		<u>0.8852</u>	<u>0.9071</u>
NET ASSET VALUE PER UNIT IN RESPECTIVE CURRENCIES			
- Class D		RM1.0527	RM1.0068
- Class MYR		RM1.0007	RM0.9590
- Class USD		<u>USD0.8852</u>	<u>USD0.9071</u>

The accompanying notes to the financial statements form an integral part of the audited financial statements.

PRINCIPAL ISLAMIC GLOBAL SELECTION MODERATE FUND

**STATEMENT OF CHANGES IN NET ASSETS ATTRIBUTABLE TO UNIT HOLDERS
FOR THE FINANCIAL YEAR ENDED 30 APRIL 2024**

	2024 USD	2023 USD
NET ASSETS ATTRIBUTABLE TO UNIT HOLDERS AT THE BEGINNING OF THE FINANCIAL YEAR	3,211,780	5,876,662
Movement due to units created and cancelled during the financial year:		
Creation of units from applications		
- Class D	410,516	433
- Class MYR	575,857	433,397
	986,373	433,830
Creation of units from distributions		
- Class MYR	2,756	-
- Class USD	26	-
	2,782	-
Cancellation of units		
- Class D	(201,480)	(15)
- Class MYR	(1,397,407)	(2,953,984)
- Class USD	(854)	(61,808)
	(1,599,741)	(3,015,807)
Total comprehensive loss for the financial year	(67,244)	(82,905)
NET ASSETS ATTRIBUTABLE TO UNIT HOLDERS AT THE END OF THE FINANCIAL YEAR	2,533,950	3,211,780

The accompanying notes to the financial statements form an integral part of the audited financial statements.

**STATEMENT OF CASH FLOWS
FOR THE FINANCIAL YEAR ENDED 30 APRIL 2024**

	Note	2024 USD	2023 USD
CASH FLOWS FROM OPERATING ACTIVITIES			
Purchases of Shariah-compliant collective investment scheme		(645,783)	(2,635,465)
Proceeds from sales of Shariah-compliant collective investment scheme		1,477,675	5,079,704
Interest received from deposits		170	-
Dividends received		21,971	43,035
Management fee rebate received		18,457	27,054
Management fee paid		(42,244)	(67,288)
Trustee fee paid		(1,296)	(2,242)
Payments for other fees and expenses		(5,160)	(4,291)
Tax paid		(533)	-
Payment of other foreign exchange loss		(116)	(960)
Net cash generated from operating activities		<u>823,141</u>	<u>2,439,547</u>
CASH FLOWS FROM FINANCING ACTIVITIES			
Cash proceeds from units created		820,413	462,024
Payments for cancellation of units		<u>(1,629,737)</u>	<u>(2,981,177)</u>
Net cash used in financing activities		<u>(809,324)</u>	<u>(2,519,153)</u>
Net increase/(decrease) in cash and cash equivalents		13,817	(79,606)
Effects of foreign exchange differences		(2,178)	4,649
Cash and cash equivalents at the beginning of the financial year		<u>60,798</u>	<u>135,755</u>
Cash and cash equivalents at the end of the financial year	9	<u>72,437</u>	<u>60,798</u>
<u>Cash and cash equivalents comprised:</u>			
Bank balances		<u>72,437</u>	<u>60,798</u>
Cash and cash equivalents at the end of the financial year	9	<u>72,437</u>	<u>60,798</u>

The accompanying notes to the financial statements form an integral part of the audited financial statements.

**NOTES TO THE FINANCIAL STATEMENTS
FOR THE FINANCIAL YEAR ENDED 30 APRIL 2024**

1. THE FUND, THE MANAGER, AND ITS PRINCIPAL ACTIVITIES

Principal Islamic Global Selection Moderate Fund (the “Fund”) was constituted pursuant to the execution of a Deed dated 21 December 2020 and a First Supplemental Deed dated 23 August 2022 between Principal Asset Management Berhad (the “Manager”) and HSBC (Malaysia) Trustee Berhad (the “Trustee”).

The Fund will be actively managed with the aim of maximizing the Fund’s investment return relative to its Target Risk. To achieve this, the Fund will invest in a diversified mix of asset classes such as Shariah-compliant equities, Sukuk, Islamic gold ETF, Islamic money market instruments and Islamic Deposit. The allocation into each asset class is determined by selecting an optimal portfolio i.e. a portfolio of asset mix that generate the highest expected return for the prescribed Target Risk. For example, the higher the Target Risk, the higher the allocation into higher risk assets such as Shariah-compliant equities and Islamic gold ETF and hence higher potential returns. On the contrary, a low Target Risk will allocate its investment mainly in lower risk assets such as Islamic Deposit and Sukuk and hence generating a lower and more stable potential returns.

The Fund will be continuously monitored to ensure that its overall risk level remains align with its prescribed Target Risk range. This is facilitated through rebalancing and/or optimizing the Fund if the current allocation of a particular asset deviate substantially from its optimal allocation; or if there are significant changes in valuations of the assets and market circumstances.

The Fund invests in assets that comply to Shariah rules, which includes but not limited to Shariah-compliant equities, Sukuk, Islamic gold ETFs and Islamic Deposit. The Fund may also seek investment exposure via Islamic CIS that is in line with the Fund’s objective, subject to the requirements of the GUTF.

The Fund’s investment in Sukuk will generally be restricted to Sukuk rated at least a minimum credit rating of “BBB-” by S&P or its equivalent rating by other international rating agencies and/or at least “A3” by RAM or equivalent rating by MARC or by local rating agency(ies) of the country (“Investment Grade Sukuk”). Nonetheless, up to 20% of the Fund’s NAV may be invested in non-investment grade and/or unrated Sukuk.

The asset allocation for the Fund is as follows:

- Up to 50% of the Fund’s NAV may be invested in Shariah-compliant equities;
- Up to 60% of the Fund’s NAV may be invested in Sukuk, out of which;
 - up to 60% of the Fund’s NAV may be invested in Investment Grade Sukuk; and/ or
 - up to 20% of the Fund’s NAV may be invested in non-investment grade and/or unrated Sukuk;
- Up to 40% of the Fund’s NAV may be invested in Islamic money market instruments;
- Up to 30% of the Fund’s NAV will be invested in Islamic gold ETF; and
- At least 2% of the Fund’s NAV will be invested in Islamic Deposit.

All investments are subjected to the GUTF, SC requirements, the Deeds, except where exemptions or variations have been approved by the SC, internal policies and procedures and the Fund’s objective.

The Manager is a joint venture between Principal Financial Group®, a member of the FORTUNE 500® and a Nasdaq-listed global financial services and CIMB Group Holdings Berhad, one of Southeast Asia’s leading universal banking groups. The principal activities of the Manager are the establishment and management of unit trust funds and fund management activities.

2. MATERIAL ACCOUNTING POLICIES

The following accounting policies have been used consistently in dealing with items which are considered material in relation to the financial statements:

(a) Basis of preparation

The financial statements have been prepared in accordance with the provisions of the MFRS as issued by the Malaysian Accounting Standards Board (“MASB”) and IFRS as issued by the International Accounting Standards Board (“IASB”).

The financial statements have been prepared under the historical cost convention, as modified by financial assets at fair value through profit or loss.

The preparation of financial statements in conformity with MFRS and IFRS requires the use of certain critical accounting estimates and assumptions that affect the reported amounts of assets and liabilities and disclosure of contingent assets and liabilities at the date of the financial statements, and the reported amounts of revenues and expenses during the reported year.

It also requires the Manager to exercise their judgement in the process of applying the Fund’s accounting policies. Although these estimates and assumptions are based on the Manager’s best knowledge of current events and actions, actual results may differ.

The areas involving a higher degree of judgement or complexity, or areas where assumptions and estimates are significant to the financial statements are disclosed in Note 2(k).

There are no other standards, amendments to standards or interpretations effective for financial year beginning on 1 May 2023 that have a material effect on the financial statements of the Fund.

None of the standards, amendments to standards or interpretations that are effective for the financial year beginning on/after 1 May 2024 are applicable to the Fund.

(b) Financial assets and financial liabilities

Classification

The Fund classifies its financial assets in the following measurement categories:

- those to be measured subsequently at fair value through profit or loss, and
- those to be measured at amortised cost.

The Fund classifies its investments based on both the Fund’s business model for managing those financial assets and the contractual cash flow characteristics of the financial assets. The portfolio of financial assets is managed, and performance is evaluated on a fair value basis. The Fund is primarily focused on fair value information and uses that information to assess the assets’ performance and to make decisions.

Investment in Shariah-compliant collective investment scheme are debt instruments with contractual cash flows that do not represent solely payment of principal and interest¹ (“SPPI”), and therefore are classified as fair value through profit or loss.

The Fund classifies cash and cash equivalents, amount due from Manager, amount due from Manager of Shariah-compliant collective investment scheme - management fee rebate, amount due from Manager of Shariah-compliant collective investment scheme - sales of Shariah-compliant scheme and dividend receivable as financial assets at amortised cost as these financial assets are held to collect contractual cash flows consisting of the amount outstanding.

¹ For the purposes of this Fund, interest refers to profits earned from Shariah-compliant investments

2. MATERIAL ACCOUNTING POLICIES (CONTINUED)

(b) Financial assets and financial liabilities (continued)

Classification (continued)

All of the Fund's financial liabilities are measured at amortised cost.

Recognition and measurement

Regular purchases and sales of financial assets are recognised on the trade-date, the date on which the Fund commits to purchase or sell the asset. Investments are initially recognised at fair value.

Financial instruments are recognised in the statement of financial position when, and only when, the Fund becomes a party to the contractual provisions of the financial instrument.

Financial assets are derecognised when the rights to receive cash flows from the investments have expired or have been transferred and the Fund has transferred substantially all risks and rewards of ownership.

Financial liabilities are derecognised when it is extinguished, i.e. when the obligation specified in the contract is discharged or cancelled or expired.

Unrealised gains or losses arising from changes in the fair value of the financial assets at fair value through profit or loss are presented in the statement of comprehensive income within net gain or loss on financial assets at fair value through profit or loss in the financial year which they arise.

Dividend income from financial assets at fair value through profit or loss is recognised in the statement of comprehensive income as part of gross dividend income when the Fund's right to receive payments is established.

Shariah-compliant collective investment scheme is valued based on the most recent published NAV per unit or share of such Shariah-compliant collective investment scheme or, if unavailable, on the last published price of such unit or share (excluding any sales charge included in such selling price).

Financial assets at amortised cost and other financial liabilities are subsequently carried at amortised cost using the effective profit method.

Impairment for assets carried at amortised costs

The Fund measures credit risk and expected credit losses ("ECL") using probability of default, exposure at default and loss given default. The Manager considers both historical analysis and forward-looking information in determining any ECL. The Manager considers the probability of default to be close to zero as these instruments have a low risk of default and the counterparties have a strong capacity to meet their contractual obligations in the near term. As a result, no loss allowance has been recognised based on 12-month ECL as any such impairment would be wholly insignificant to the Fund.

Significant increase in credit risk

A significant increase in credit risk is defined by the Manager as any contractual payment which is more than 30 days past due.

2. MATERIAL ACCOUNTING POLICIES (CONTINUED)

(b) Financial assets and financial liabilities (continued)

Definition of default and credit-impaired financial assets

Any contractual payment which is more than 90 days past due is considered credit impaired.

Write-off

The Fund writes off financial assets, in whole or in part, when it has exhausted all practical recovery efforts and has concluded there is no reasonable expectation of recovery. The assessment of no reasonable expectation of recovery is based on unavailability of debtor's sources of income or assets to generate sufficient future cash flows to repay the amount. The Fund may write-off financial assets that are still subject to enforcement activity. Subsequent recoveries of amounts previously written off will result in impairment gains. There are no write-offs/recoveries during the financial year.

(c) Income recognition

Dividend income is recognised on the ex-dividend date when the right to receive payment is established.

Realised gain or loss on disposal of Shariah-compliant collective investment scheme is accounted for as the difference between the net disposal proceeds and the carrying amount of Shariah-compliant collective investment scheme, determined on a weighted average cost basis.

(d) Cash and cash equivalents

For the purpose of statement of cash flow, cash and cash equivalent comprise bank balances which are subject to an insignificant risk of changes in value.

(e) Distributions

Distributions to unit holders are recognised in the statement of comprehensive income as the unit holders' contribution are classified as financial liability. Distribution is reinvested into the Fund on the ex-date. Reinvestment of units is based on the NAV per unit on the ex-date, which is also the time of creation. Proposed distributions are recognised as a liability in the financial year in which it is approved by the Trustee.

(f) Taxation

Current tax expense is determined according to Malaysian tax laws at the current rate based upon the taxable profit earned during the financial year.

Tax on income from foreign collective investment scheme is based on the tax regime of the respective countries that the Fund invests in.

Pursuant to Finance Act 2021, foreign-sourced income received in Malaysia will be taxed at prevailing tax rate(s) of the taxpayer and based on applicable tax rules. Bilateral or unilateral tax credits may be allowed if the same income has suffered foreign tax, and where relevant conditions are met.

2. MATERIAL ACCOUNTING POLICIES (CONTINUED)

(f) Taxation (continued)

Following the announcement by the Honorable Finance Minister II, tax on foreign-sourced income will be exempted for the period from 1 January 2024 until 31 December 2026.

(g) Management fee rebate

Management fee rebate is derived from the Manager and the Manager of the collective investment scheme held by the Fund on an accrual basis to ensure no double charging of management fee. It is accrued daily based on the fair value of collective investment scheme held.

(h) Foreign currency

Functional and presentation foreign currency

Items included in the financial statements of the Fund are measured using the currency of the primary economic environment in which the Fund operates (the “functional currency”). The financial statements are presented in United States Dollar (“USD”), which is the Fund’s functional and presentation currency.

Due to mixed factors in determining the functional currency of the Fund, the Manager has used its judgement to determine the functional currency that most faithfully represents the economic effects of the underlying transactions, events and conditions and have determined the functional currency to be in USD primarily due to the following factors:

- i) The Fund’s Shariah-compliant investments are denominated in USD; and
- ii) Significant portion of the Fund’s expenses are denominated in USD.

Transactions and balances

Foreign currency transactions are translated into the functional currency using the exchange rates prevailing at the dates of the transactions or valuation where items are remeasured. Foreign exchange gains and losses resulting from the settlement of such transactions and from the translation at financial year-end exchange rates of monetary assets and liabilities denominated in foreign currencies are recognised in statement of comprehensive income.

(i) Unit holders’ contributions

The unit holders’ contributions to the Fund meet the definition of puttable instruments classified as financial liability under MFRS 132 “Financial Instruments: Presentation”.

The Fund issues cancellable units, in three classes of units, known respectively as the Class D, Class MYR and Class USD which are cancelled at the unit holder’s option. The units are classified as financial liabilities. Cancellable units can be put back to the Fund at any time for cash equal to a proportionate share of the Fund’s NAV of respective classes. The outstanding units are carried at the redemption amount that is payable at the date of the statement of financial position if the member exercises the right to put back the unit to the Fund.

Units are created and cancelled at the unit holders’ option at prices based on the Fund’s NAV per unit of respective classes at the close of business on the relevant dealing day.

2. MATERIAL ACCOUNTING POLICIES (CONTINUED)

(i) Unit holders' contributions (continued)

The Fund's NAV per unit of respective classes is calculated by dividing the net assets attributable to unit holders of respective classes with the total number of outstanding units of respective classes.

(j) Realised and unrealised portions of profit or loss after tax

The analysis of realised and unrealised profit or loss after tax as presented on the statement of comprehensive income is prepared in accordance with GUTF.

(k) Critical accounting estimates and judgements in applying accounting policies

The Fund makes estimates and assumptions concerning the future. The resulting accounting estimates will, by definition, rarely equal the related actual results. To enhance the information content of the estimates, certain key variables that are anticipated to have material impact to the Funds' results and financial position are tested for sensitivity to changes in the underlying parameters.

Estimates and judgements are continually evaluated by the Manager and are based on historical experience and other factors, including expectations of future events that are believed to be reasonable under the circumstances.

Estimates and judgements are continually evaluated by the Manager and are based on historical experience and other factors, including expectations of future events that are believed to be reasonable under the circumstances.

In undertaking any of the Fund's investment, the Manager will ensure that all assets of the Fund under management will be valued appropriately, that is at fair value and in compliance with the GUTF.

However, the Manager is of the opinion that in applying these accounting policies, no significant judgement was required.

3. FINANCIAL INSTRUMENTS AND RISK MANAGEMENT OBJECTIVES AND POLICIES

Financial instruments of the Fund were as follows:

	Financial assets at fair value through profit or loss USD	Financial assets at amortised cost USD	Total USD
2024			
Cash and cash equivalents (Note 9)	-	72,437	72,437
Shariah-compliant collective investment scheme (Note 8)	2,317,423	-	2,317,423
Amount due from Manager	-	166,354	166,354
Amount due from Manager of Shariah-compliant collective investment scheme			
- management fee rebate	-	9,034	9,034
Dividend receivable	-	581	581
	<u>2,317,423</u>	<u>248,406</u>	<u>2,565,829</u>

3. FINANCIAL INSTRUMENTS AND RISK MANAGEMENT OBJECTIVES AND POLICIES (CONTINUED)

Financial instruments of the Fund were as follows: (continued)

	Financial assets at fair value through profit or loss USD	Financial assets at amortised cost USD	Total USD
2023			
Cash and cash equivalents (Note 9)	-	60,798	60,798
Shariah-compliant collective investment scheme (Note 8)	3,171,834	-	3,171,834
Amount due from Manager	-	394	394
Amount due from Manager of Shariah-compliant collective investment scheme			
- management fee rebate	-	9,396	9,396
- sales of Shariah-compliant collective investment scheme	-	16,072	16,072
Dividend receivable	-	1,174	1,174
	<u>3,171,834</u>	<u>87,834</u>	<u>3,259,668</u>

All current liabilities are financial liabilities which are carried at amortised cost.

The Fund aims to provide long term capital appreciation and income through Shariah-compliant investments that invests in the global markets within the target risk range of the Fund.

The Fund is exposed to a variety of risks which include market risk (inclusive of price risk and currency risk), credit risk and liquidity risk.

Financial risk management is carried out through internal control process adopted by the Manager and adherence to the investment restrictions as stipulated in the Deeds and GUTF.

(a) Market risk

(i) Price risk

Price risk is the risk that the fair value of an investment in collective investment scheme will fluctuate because of changes in market prices (other than those arising from interest rate risk and currency risk). The value of collective investment scheme may fluctuate according to the activities of individual companies, sector and overall political and economic conditions. Such fluctuation may cause the Fund's NAV and prices of units to fall as well as rise, and income produced by the Fund may also fluctuate.

The price risk is managed through diversification and selection of collective investment scheme and other financial instruments within specified limits according to the Deeds.

3. FINANCIAL INSTRUMENTS AND RISK MANAGEMENT OBJECTIVES AND POLICIES (CONTINUED)

(a) Market risk (continued)

(i) Price risk (continued)

The Fund's overall exposure to price risk was as follows:

	2024	2023
	USD	USD
Financial assets at fair value through profit or loss:		
- Shariah-compliant collective investment scheme	<u>2,317,423</u>	<u>3,171,834</u>

The table below summarises the sensitivity of the Fund's profit or loss and NAV to movements in price of Shariah-compliant collective investment scheme at the end of the reporting year. The analysis is based on the assumptions that the price of the Shariah-compliant collective investment scheme fluctuated by 5% with all the other variables held constant. This represents management's best estimate of a reasonable possible shift in the Shariah-compliant collective investment scheme, having regard to the historical volatility of the prices.

% Change in price of Shariah-compliant collective investment scheme	Market value USD	Impact on profit or loss/NAV USD
2024		
-5%	2,201,552	(115,871)
0%	2,317,423	-
+5%	<u>2,433,294</u>	<u>115,871</u>
2023		
-5%	3,013,242	(158,592)
0%	3,171,834	-
+5%	<u>3,330,426</u>	<u>158,592</u>

(ii) Currency risk

Currency risk is associated with investments that are quoted and/or priced in foreign currency denomination. Foreign currency risk is the risk that the value of financial instruments will fluctuate due to changes in foreign exchange rates. The Manager will evaluate the likely directions of a foreign currency versus USD based on considerations of economic fundamentals such as interest rate differentials, balance of payments position, debt levels, and technical chart considerations.

PRINCIPAL ISLAMIC GLOBAL SELECTION MODERATE FUND

3. FINANCIAL INSTRUMENTS AND RISK MANAGEMENT OBJECTIVES AND POLICIES (CONTINUED)

(a) Market risk (continued)

(ii) Currency risk (continued)

The following table sets out the foreign currency risk concentrations arising from the denomination of the Fund's financial instruments in foreign currencies of the Fund:

Financial assets	Cash and cash equivalents USD	Financial assets at fair value through profit or loss USD	Amount due from Manager of Shariah-compliant collective investment scheme – sales of Shariah-compliant collective investment scheme USD	Amount due from Manager USD	Dividend receivable USD	Total USD
2024						
MYR	65,467	1,823,678	-	166,354	581	2,056,080
2023						
MYR	18,032	2,213,373	8,072	394	1,174	2,241,045

Financial liabilities	Amount due to Manager USD	Amount due to Manager of Shariah-compliant collective investment scheme - purchases of Shariah-compliant collective investment scheme USD	Net assets attributable to unit holders USD	Total USD
2024				
MYR	9,000	7,966	2,468,670	2,485,636
2023				
MYR	38,996	-	3,144,046	3,183,042

The table below summarises the sensitivity of the Fund's profit or loss and NAV to changes in foreign exchange rate movements at the end of the reporting year. The analysis is based on the assumption that the foreign exchange rate fluctuated by 5%, with all other variables remain constant.

3. FINANCIAL INSTRUMENTS AND RISK MANAGEMENT OBJECTIVES AND POLICIES (CONTINUED)

(a) Market risk (continued)

(ii) Currency risk (continued)

This represents management's best estimate of a reasonable possible shift in the foreign exchange rate, having regard to historical volatility of this rate. Disclosures below are shown in absolute terms, changes and impacts could be positive or negative.

	Change in foreign exchange rate	Impact on profit or loss/NAV	
		2024 USD	2023 USD
MYR	% +/-5	<u>-/+21,478</u>	<u>+/-47,100</u>

(b) Credit risk

Credit risk refers to the risk that counterparty will default on its contractual obligation resulting in financial loss to the Fund.

For amount due from Manager, the settlement terms of the proceeds from the creation of units receivable from the Manager are governed by the GUTF.

For amount due from Manager of Shariah-compliant collective investment scheme, the Fund will invest with an investment management company of the Shariah-compliant collective investment scheme which is authorised or approved by the relevant regulatory authority in its home jurisdiction.

The following table sets out the credit risk concentration of the Fund:

	Cash and cash equivalents USD	Amount due from Manager USD	Amount due from Manager of Shariah- compliant collective investment scheme - management fee rebate USD	Dividend receivable USD	Total USD
2024					
- AAA	72,437	-	-	-	72,437
- Not rated	-	166,354	9,034	581	175,969
	<u>72,437</u>	<u>166,354</u>	<u>9,034</u>	<u>581</u>	<u>248,406</u>

3. FINANCIAL INSTRUMENTS AND RISK MANAGEMENT OBJECTIVES AND POLICIES (CONTINUED)

(b) Credit risk (continued)

The following table sets out the credit risk concentration of the Fund: (continued)

	Cash and cash equivalents USD	Amount due from Manager USD	Amount due from Manager of Shariah-compliant collective investment scheme - management fee rebate USD	Amount due from Manager of Shariah-compliant collective investment scheme - sales of Shariah-compliant collective investment scheme USD	Dividend receivable USD	Total USD
2023						
- AAA	60,798	-	-	-	-	60,798
- Not rated	-	394	9,396	16,072	1,174	27,036
	<u>60,798</u>	<u>394</u>	<u>9,396</u>	<u>16,072</u>	<u>1,174</u>	<u>87,834</u>

(c) Liquidity risk

Liquidity risk is the risk that the Fund will encounter difficulty in meeting its financial obligations.

The Manager manages this risk by maintaining sufficient level of liquid assets to meet anticipated payments and cancellations of the units by unit holders. Liquid assets comprise bank balances and other instruments, which are capable of being converted into cash within 7 business days.

The Fund's investments in Shariah-compliant collective investment scheme are realisable which are capable of being converted into cash within 10 business days. This is expected to reduce the risks for the entire portfolio without limiting the Fund's growth potentials.

The table below summarises the Fund's financial liabilities into relevant maturity groupings based on the remaining period on the statement of financial position date to the contractual maturity date. The amounts in the table are the contractual undiscounted cash flows.

	Less than 1 month USD	Between 1 month to 1 year USD	Total USD
2024			
Amount due to Manager of Shariah-compliant collective investment scheme - purchases of Shariah-compliant collective investment scheme	11,966	-	11,966
Amount due to Manager	9,000	-	9,000
Accrued management fee	1,841	-	1,841

3. FINANCIAL INSTRUMENTS AND RISK MANAGEMENT OBJECTIVES AND POLICIES (CONTINUED)

(c) Liquidity risk (continued)

	Less than 1 month USD	Between 1 month to 1 year USD	Total USD
2024 (continued)			
Amount due to Trustee	88	-	88
Distribution payable	1,352	-	1,352
Other payables and accruals	-	7,655	7,655
Net assets attributable to unit holders*	<u>2,533,950</u>	<u>-</u>	<u>2,533,950</u>
Contractual undiscounted cash flows	<u>2,558,197</u>	<u>7,655</u>	<u>2,565,852</u>
2023			
Amount due to Manager	38,996	-	38,996
Accrued management fee	2,992	-	2,992
Amount due to Trustee	136	-	136
Other payables and accruals	-	5,764	5,764
Net assets attributable to unit holders*	<u>3,211,780</u>	<u>-</u>	<u>3,211,780</u>
Contractual undiscounted cash flows	<u>3,253,904</u>	<u>5,764</u>	<u>3,259,668</u>

* Outstanding units are redeemed on demand at the holder's option. However, the Manager does not envisage that the contractual maturity disclosed in the table above will be representative of the actual cash outflows, as holders of these instruments typically retain them for the medium to long term.

(d) Capital risk management

The capital of the Fund is represented by net assets attributable to unit holders of USD2,533,950 (2023: USD3,211,780) The amount of capital can change significantly on a daily basis as the Fund is subject to daily subscriptions and redemptions at the discretion of unit holders. The Fund's objective when managing capital is to safeguard the Fund's ability to continue as a going concern in order to provide returns to unit holders and benefits for other stakeholders and to maintain a strong capital base to support the development of the investment activities of the Fund.

(e) Fair value estimation

Fair value is defined as the price that would be received to sell an asset or paid to transfer a liability in an orderly transaction between market participants at the measurement date (i.e. an exit price).

The fair value of financial assets traded in active markets (such as trading securities) are based on quoted market prices at the close of trading on the financial year end date. The Fund utilises the last traded market price for financial assets where the last traded price falls within the bid-ask spread. In circumstances where the last traded price is not within the bid-ask spread, the Manager will determine the point within the bid-ask spread that is most representative of the fair value.

3. FINANCIAL INSTRUMENTS AND RISK MANAGEMENT OBJECTIVES AND POLICIES (CONTINUED)

(e) Fair value estimation (continued)

An active market is a market in which transactions for the asset or liability take place with sufficient frequency and volume to provide pricing information on an ongoing basis.

The fair value of financial assets that are not traded in an active market is determined by using valuation techniques.

(i) Fair value hierarchy

The table below analyses financial instruments carried at fair value. The different levels have been defined as follows:

- (a) Quoted prices (unadjusted) in active market for identical assets or liabilities (Level 1)
- (b) Inputs other than quoted prices included within Level 1 that are observable for the asset or liability, either directly (that is, as prices) or indirectly (that is, derived from prices) (Level 2)
- (c) Inputs for the asset and liability that are not based on observable market data (that is, unobservable inputs) (Level 3)

The level in the fair value hierarchy within which the fair value measurement is categorised in its entirety is determined on the basis of the lowest level input that is significant to the fair value measurement in its entirety. For this purpose, the significance of an input is assessed against the fair value measurement in its entirety.

If a fair value measurement uses observable inputs that require significant adjustment based on unobservable inputs, that measurement is a Level 3 measurement.

Assessing the significance of a particular input to the fair value measurement in its entirety requires judgement, considering factors specific to the asset or liability.

The determination of what constitutes ‘observable’ requires significant judgement by the Fund. The Fund considers observable data to be that market data that is readily available, regularly distributed or updated, reliable and verifiable, not proprietary, and provided by independent sources that are actively involved in the relevant market.

	Level 1 USD	Level 2 USD	Level 3 USD	Total USD
2024				
Financial assets at fair value through profit or loss:				
- Shariah-compliant collective investment scheme	<u>2,317,423</u>	<u>-</u>	<u>-</u>	<u>2,317,423</u>

3. FINANCIAL INSTRUMENTS AND RISK MANAGEMENT OBJECTIVES AND POLICIES (CONTINUED)

(e) Fair value estimation (continued)

(i) Fair value hierarchy (continued)

	Level 1 USD	Level 2 USD	Level 3 USD	Total USD
2023				
Financial assets at fair value through profit or loss:				
- Shariah-compliant collective investment scheme	3,171,834	-	-	3,171,834

Investments whose values are based on quoted market prices in active markets and are therefore classified within Level 1, include collective investment scheme which invest in active listed equities. The Fund does not adjust the quoted prices for these instruments. The Fund’s policies on valuation of these financial assets are stated in Note 2(b).

Financial instruments that trade in markets that are considered to be active but are valued based on quoted market prices, dealer quotations or alternative pricing sources supported by observable inputs are classified within Level 2. These include forward foreign currency contracts. As Level 2 instruments include positions that are not traded in active markets and/or are subject to transfer restrictions, valuations may be adjusted to reflect illiquidity and/or non-transferability, which are generally based on available market information.

- (ii) The carrying values of cash and cash equivalents, amount due from Manager, amount due from Manager of Shariah-compliant collective investment scheme - management fee rebate and amount due from Manager of Shariah-compliant collective investment scheme – sales of collective investment scheme and dividend receivable and all other liabilities are a reasonable approximation of their fair values due to their short-term nature.

4. MANAGEMENT FEE

In accordance with the Deeds, the Manager is entitled to a maximum management fee of 3.00% per annum for each class, calculated daily based on the NAV of the Fund.

For the financial year ended 30 April 2024 and 30 April 2023, the management fee is recognised at the following rates:

Class D	Class MYR	Class USD
1.50%	1.50%	1.50%

There was no further liability to the Manager in respect of management fee other than amounts recognised above.

5. TRUSTEE FEE

In accordance with the Deeds, the Trustee is entitled to a fee up to 0.05% per annum, calculated daily based on the NAV of the Fund. The Trustee fee includes local custodian fees and charges but excludes foreign sub-custodian fees and charges.

For the financial period from 1 May 2023 until 31 July 2023, the Trustee fee is recognised at a rate of 0.05% per annum for each class. Effective 1 August 2023, Trustee fee is recognised at a rate of 0.045% per annum for each class (2023: 0.05% per annum).

There was no further liability to the Trustee in respect of Trustee fee other than amounts recognised above.

6. DISTRIBUTIONS

Distributions to unit holders were derived from the following sources (assessed up to distribution declaration date):

	2024		2023	
	USD	%	USD	%
Source of distribution				
Distribution out of current year's income	4,134	100.00	-	-
Distribution out of prior year's income/capital*	-	-	-	-
Total	4,134	100.00	-	-

	2024	2023
	USD	USD
Gross/ Net distribution per unit (sen/cent)		
Distribution on 24 April 2024		
- Class MYR	0.04	-
- Class USD	0.18	-

* Distribution income has been accrued as at the end of the prior financial year but is not declared and paid as distribution.

Gross distribution was derived using total income less total expenses. Net distribution above was sourced from current and prior financial period realised income.

Gross distribution per unit is derived from gross realised income less expenses, divided by the number of units in circulation. Net distribution per unit is derived from gross realised income less expenses and taxation, divided by the number of units in circulation.

7. TAXATION

	2024	2023
	USD	USD
Tax charged for the financial year:		
- Tax on foreign source income	510	-

PRINCIPAL ISLAMIC GLOBAL SELECTION MODERATE FUND

7. TAXATION (CONTINUED)

A numerical reconciliation between the loss before taxation multiplied by the Malaysian statutory income tax rate and tax expense of the Fund was as follows:

	2024 USD	2023 USD
Loss before taxation	<u>(66,734)</u>	<u>(82,905)</u>
Taxation at Malaysian statutory rate of 24% (2023: 24%)	(16,016)	(19,897)
Tax effects of:		
- Investment income not subject to tax	3,170	2,570
- Expenses not deductible for tax purposes	2,392	1,394
- Restriction on tax deductible expenses for Unit Trust Funds	10,454	15,933
Tax on foreign source income	<u>510</u>	<u>-</u>
	<u>510</u>	<u>-</u>

8. FINANCIAL ASSETS AT FAIR VALUE THROUGH PROFIT OR LOSS

	2024 USD	2023 USD
At fair value through profit or loss:		
- Shariah-compliant collective investment scheme	<u>2,317,423</u>	<u>3,171,834</u>
Net loss on financial assets at fair value through profit or loss:		
- Realised gain/(loss) on disposals	2,181	(316,611)
- Unrealised fair value (loss)/gain	(52,738)	231,099
- Management fee rebate #	18,095	26,908
	<u>(32,462)</u>	<u>(58,604)</u>

Management fee rebate is derived from the Shariah-compliant collective investment scheme held by the Fund on an accruals basis to ensure no double charging of management fee. It is accrued daily based on the fair value of the collective investment scheme held.

For the financial year ended 30 April 2024 and 30 April 2023, the management fee rebates are recognised at a rate as per table below, calculated and accrued daily based on the NAV of the collective investment schemes.

	2024	2023
Blackrock Asset Management Ireland Ltd	2.00	2.00
Franklin Global Sukuk Fund	1.00	1.00
Principal Islamic Deposit Fund	0.30	0.30
Principal Islamic Global Sukuk Fund	1.00	1.00
Principal Islamic Money Market Fund	0.40	0.40
Principal Islamic Lifetime Sukuk Fund	0.95	0.95
Principal Islamic Small Cap Opportunities Fund	1.85	1.85

PRINCIPAL ISLAMIC GLOBAL SELECTION MODERATE FUND

8. FINANCIAL ASSETS AT FAIR VALUE THROUGH PROFIT OR LOSS (CONTINUED)

Name of counter	Quantity Units	Aggregate cost USD	Market value USD	Percentage of NAV %
2024				
SHARIAH-COMPLIANT COLLECTIVE INVESTMENT SCHEME				
Blackrock Asset Management Ireland Ltd - Ishares MSCI USA Islamic UCITS - ETF	421	29,200	29,020	1.15
Franklin Global Sukuk Fund A (Acc) USD	37,237	487,257	464,725	18.34
Principal Islamic Deposit Fund	2,074,023	489,324	466,155	18.40
Principal Islamic Global Sukuk Fund	8,485,564	471,626	461,102	18.20
Principal Islamic Money Market Fund	2,041,401	495,735	465,884	18.39
Principal Islamic Lifetime Sukuk Fund	1,483,952	426,272	405,925	16.00
Principal Islamic Small Cap Opportunities Fund	144,101	20,414	24,612	0.97
TOTAL SHARIAH- COMPLIANT COLLECTIVE INVESTMENT SCHEME	<u>14,266,699</u>	<u>2,419,828</u>	<u>2,317,423</u>	<u>91.45</u>
ACCUMULATED UNREALISED LOSS ON FINANCIAL ASSETS AT FAIR VALUE THROUGH PROFIT OR LOSS		<u>(102,405)</u>		
TOTAL FINANCIAL ASSETS AT FAIR VALUE THROUGH PROFIT OR LOSS		<u>2,317,423</u>		
2023				
SHARIAH-COMPLIANT COLLECTIVE INVESTMENT SCHEME				
Blackrock Asset Management Ireland Ltd - Ishares MSCI USA Islamic UCITS - ETF	5,450	306,625	326,673	10.17
Franklin Global Sukuk Fund A (Acc) USD	50,624	665,683	631,788	19.67
Principal Islamic Deposit Fund	2,716,006	645,248	630,162	19.62

PRINCIPAL ISLAMIC GLOBAL SELECTION MODERATE FUND

8. FINANCIAL ASSETS AT FAIR VALUE THROUGH PROFIT OR LOSS (CONTINUED)

Name of counter	Quantity Units	Aggregate cost USD	Market value USD	Percentage of NAV %
2023 (CONTINUED)				
SHARIAH-COMPLIANT COLLECTIVE INVESTMENT SCHEME (CONTINUED)				
Principal Islamic Global Sukuk Fund	11,224,480	624,572	634,208	19.75
Principal Islamic Money Market Fund	2,617,237	644,528	628,548	19.57
Principal Islamic Lifetime Sukuk Fund	820,578	251,094	234,178	7.29
Principal Islamic Small Cap Opportunities Fund	<u>591,177</u>	<u>83,751</u>	<u>86,277</u>	<u>2.69</u>
TOTAL SHARIAH-COMPLIANT COLLECTIVE INVESTMENT SCHEME	<u>18,025,552</u>	<u>3,221,501</u>	<u>3,171,834</u>	<u>98.76</u>
ACCUMULATED UNREALISED LOSS ON FINANCIAL ASSETS AT FAIR VALUE THROUGH PROFIT OR LOSS		<u>(49,667)</u>		
TOTAL FINANCIAL ASSETS AT FAIR VALUE THROUGH PROFIT OR LOSS		<u>3,171,834</u>		

9. CASH AND CASH EQUIVALENTS

	2024	2023
	USD	USD
Bank balances	<u>72,437</u>	<u>60,798</u>

10. NUMBER OF UNITS IN CIRCULATION (UNITS)

	2024	2023
	No. of units	No. of units
Class D (i)	942,928	1,855
Class MYR (ii)	10,772,243	14,620,541
Class USD (iii)	<u>73,747</u>	<u>74,668</u>
	<u>11,788,918</u>	<u>14,697,064</u>

10. NUMBER OF UNITS IN CIRCULATION (UNITS) (CONTINUED)

	2024	2023
	No. of units	No. of units
(i) Class D		
At the beginning of the financial year	1,855	-
Add : Creation of units from applications	1,849,462	1,922
Less : Cancellation of units	<u>(908,389)</u>	<u>(67)</u>
At the end of the financial year	<u>942,928</u>	<u>1,855</u>
(ii) Class MYR		
At the beginning of the financial year	14,620,541	26,504,012
Add : Creation of units from applications	2,730,830	2,049,988
Add : Creation of units from distribution	13,148	-
Less : Cancellation of units	<u>(6,592,276)</u>	<u>(13,933,459)</u>
At the end of the financial year	<u>10,772,243</u>	<u>14,620,541</u>
(iii) Class USD		
At the beginning of the financial year	74,668	148,336
Add : Creation of units from applications	-	-
Add : Creation of units from distribution	29	-
Less : Cancellation of units	<u>(950)</u>	<u>(73,668)</u>
At the end of the financial year	<u>73,747</u>	<u>74,668</u>

11. TOTAL EXPENSE RATIO (“TER”)

	2024	2023
	%	%
TER	<u>1.17</u>	<u>1.06</u>

TER is derived from the following calculation:

$$\text{TER} = \frac{(A + B + C + D + E) \times 100}{F}$$

- A = Management fee excluded rebate
- B = Trustee fee
- C = Audit fee
- D = Tax agent’s fee
- E = Other expenses
- F = Average NAV of the Fund calculated on a daily basis

The average NAV of the Fund for the financial year ended 30 April 2024 calculated on a daily basis is USD2,686,428 (2023: USD4,264,711).

12. PORTFOLIO TURNOVER RATIO (“PTR”)

	2024	2023
PTR (times)	0.39	0.91

PTR is derived based on the following calculation:

$$\frac{(\text{Total acquisition for the financial year} + \text{total disposal for the financial year}) \div 2}{\text{Average NAV of the Fund for the financial year calculated on a daily basis}}$$

where:

total acquisition for the financial year = USD657,749 (2023: USD2,635,465)

total disposal for the financial year = USD1,461,602 (2023: USD5,095,776)

13. UNITS HELD BY THE MANAGER AND PARTIES RELATED TO THE MANAGER, AND SIGNIFICANT RELATED PARTY TRANSACTIONS AND BALANCES

The related parties and their relationship with the Fund were as follows:

<u>Related parties</u>	<u>Relationship</u>
Principal Asset Management Berhad	The Manager
Principal Financial Group, Inc.	Ultimate holding company of shareholder of the Manager
Principal International (Asia) Ltd	Shareholder of the Manager
Subsidiaries and associates of Principal Financial Group Inc., other than above, as disclosed in its financial statements	Fellow subsidiary and associated companies of the ultimate holding company of shareholder of the Manager
CIMB Group Holdings Bhd	Ultimate holding company of shareholder of the Manager
CIMB Group Sdn Bhd	Shareholder of the Manager
Subsidiaries and associates of CIMB Group Holdings Bhd, other than above, as disclosed in its financial statements	Fellow subsidiary and associated companies of the ultimate holding company of the Manager

Units held by the Manager and parties related to the Manager

	2024		2023
	No. of units	USD	No. of units
Manager			USD
Principal Asset Management Berhad			
- Class MYR	203	43	57
- Class USD	1,000	885	907
	1,000	885	907

PRINCIPAL ISLAMIC GLOBAL SELECTION MODERATE FUND

13. UNITS HELD BY THE MANAGER AND PARTIES RELATED TO THE MANAGER, AND SIGNIFICANT RELATED PARTY TRANSACTIONS AND BALANCES (CONTINUED)

In the opinion of the Manager, the above units were transacted at the prevailing market price.

The units are held beneficially by the Manager for booking purposes. Other than the above, there were no units held by the Directors or parties related to the Manager.

In addition to related party disclosures mentioned elsewhere in the financial statements, set out below are other significant related party transactions and balances. The Manager is of the opinion that all transactions with the related companies have been entered into in the normal course of business at agreed terms between the related parties.

	2024	2023
	USD	USD
<u>Significant related party transactions</u>		
Dividend income:		
- Principal Islamic Deposit Fund	26	9
- Principal Islamic Money Market Fund	11,472	19,800
- Principal Islamic Lifetime Enhanced Sukuk Fund	-	633
- Principal Islamic Lifetime Sukuk Fund	7,753	23,767
	<u>19,251</u>	<u>44,209</u>
 <u>Significant related party balances</u>		
Amount due from Manager of Shariah-compliant collective investment scheme - sales of Shariah-compliant collective investment scheme		
- Principal Asset Management Berhad	<u>-</u>	<u>8,072</u>
 Amount due from Manager of Shariah-compliant collective investment scheme – management fee rebate		
- Principal Asset Management Berhad	<u>990</u>	<u>1,198</u>
 Amount due to Manager of Shariah-compliant collective investment scheme - purchases of Shariah-compliant collective investment scheme		
- Principal Asset Management Berhad	<u>11,966</u>	<u>-</u>
 Financial assets at fair value through profit or loss:		
Shariah-compliant collective investment scheme managed by the Manager:		
- Principal Islamic Deposit Fund	466,155	630,162
- Principal Islamic Global Sukuk Fund	461,102	634,208
- Principal Islamic Money Market Fund	465,884	628,548
- Principal Islamic Lifetime Sukuk Fund	405,925	234,178
- Principal Islamic Small Cap Opportunities Fund	24,612	86,277
	<u>1,823,678</u>	<u>2,213,373</u>

Other than those disclosed elsewhere in the financial statements, there were no significant related party transactions and balances during the financial year.

14. TRANSACTIONS WITH BROKER/DEALER

Details of transactions with the broker/dealer for the financial year ended 30 April 2024 were as follows:

Brokers	Value of trades USD	Percentage of total trades %	Brokerage fees USD	Percentage of total brokerage fees %
Principal Asset Management Berhad #	1,379,106	65.07	-	-
Macquarie Bank Ltd Hong Kong	451,012	21.28	135	98.65
Franklin Templeton Investment Asia Ltd	263,000	12.41	-	-
HSBC Investment Funds (Luxembourg) S.A.	16,066	0.76	-	-
Citigroup Global Markets Ltd (London)	6,167	0.29	2	1.35
Neuberger Berman Investment Funds Plc	4,000	0.19	-	-
	<u>2,119,351</u>	<u>100.00</u>	<u>137</u>	<u>100.00</u>

Details of transactions with the broker/dealer for the financial year ended 30 April 2023 were as follows:

Brokers	Value of trades USD	Percentage of total trades %	Brokerage fees USD	Percentage of total brokerage fees %
Principal Asset Management Berhad #	5,417,542	70.07	-	-
HSBC Investment Funds (Luxembourg) Ltd	1,135,327	14.68	-	-
Franklin Templeton Investment Asia Ltd	545,500	7.06	-	-
Citigroup Global Markets Ltd	253,684	3.28	76	56.20
Macquarie Bank Limited Hong Kong	197,763	2.56	59	43.80
RBC Investor and Treasury Services	181,425	2.35	-	-
	<u>7,731,241</u>	<u>100.00</u>	<u>135</u>	<u>100.00</u>

Included in the transactions are trade conducted with Principal Asset Management Berhad, fellow related party to the Manager amounting to USD1,379,106 (2023: USD5,417,542). The Manager is of the opinion that all transactions with the related companies have been entered into in the normal course of business at agreed terms between the related parties.

15. APPROVAL OF FINANCIAL STATEMENTS

The financial statements have been approved for issue by the Manager on 14 June 2024.

DIRECTORY

Head Office of the Manager

Principal Asset Management Berhad (Company No.: 199401018399 (304078-K))
Level 32, Exchange 106,
Lingkaran TRX,
55188 Tun Razak Exchange, Kuala Lumpur
MALAYSIA.
Tel: (03) 8680 8000

Website

www.principal.com

E-mail address

myservice@principal.com

Customer Care Centre

(03) 7723 7260

Chat with us via WhatsApp:

(6016) 299 9792

Trustee for the Principal Islamic Global Selection Moderate Fund

HSBC (Malaysia) Trustee Berhad (Company No.: 193701000084 (001281-T))
19th Floor, Menara IQ,
Lingkaran TRX,
55188 Tun Razak Exchange, Kuala Lumpur
MALAYSIA.
Tel: (03) 2075 7800
Fax: (03) 8894 2611

Shariah Adviser of the Principal Islamic Global Selection Moderate Fund

Amanie Advisors Sdn. Bhd. (Company No.: 200501007003 (684050-H))
Level 13A-2, Menara Tokio Marine Life,
No 189, Jalan Tun Razak,
50400 Kuala Lumpur, MALAYSIA.
Tel: (03) 2161 0260
Fax: (03) 2161 0262

Auditors of the Fund and of the Manager

Ernst & Young PLT 202006000003 (LLP0022760-LCA) & AF 0039
Level 23A, Menara Milenium
Jalan Damanlela
Pusat Bandar Damansara
50490 Kuala Lumpur
Tel: +603 7495 8000
Fax: +603 2095 5332