

# Principal Islamic Global Responsible Equity Fund - Class MYR

31 March 2024

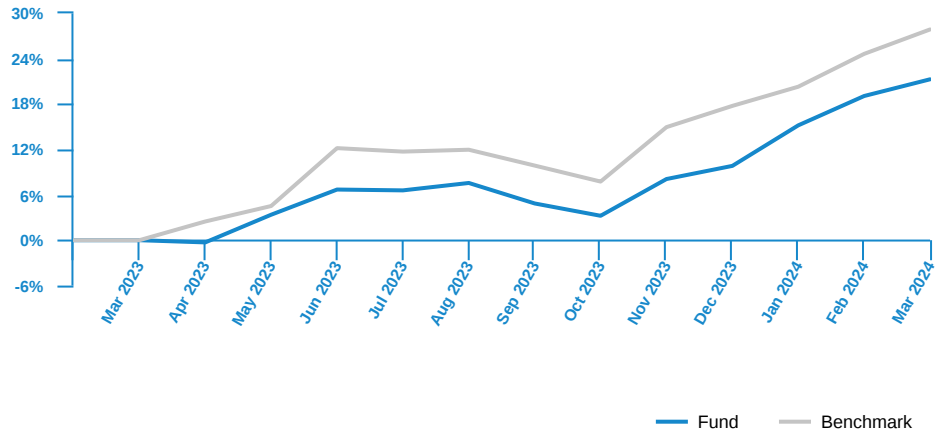
## Fund Objective

The Fund aims to provide capital growth through investments in one Islamic CIS, which invests in a globally diversified portfolio. The Fund is a feeder fund that invests into a single Islamic CIS, i.e. Islamic Global Responsible Equity Fund (Target Fund). The Fund may also invest in Islamic liquid assets for liquidity purposes. The Fund will invest at least 85% of its NAV in the Target Fund. The Fund may also invest up to 15% of its NAV in Islamic liquid assets for liquidity purposes and Islamic derivatives for the sole purpose of hedging arrangement. As the Fund is a qualified sustainable and responsible investment fund, at least two thirds (2/3) of its NAV will be invested in investments that are subject to the ESG integration approach.

## Fund Information

<b>ISIN Code</b>	MYU0100A6234
<b>Lipper ID</b>	68748266
<b>Bloomberg Ticker</b>	PRIEQMY MK
<b>Domicile</b>	Malaysia
<b>Currency</b>	MYR
<b>Base Currency</b>	USD
<b>Fund Inception</b>	27 Mar 2023
<b>Benchmark</b>	MSCI ACWI Islamic Index
<b>Application Fee</b>	Up to 5.00% of the NAV per unit
<b>Management Fee</b>	Up to 1.80% per annum of the NAV of the Class
<b>Trustee Fee</b>	Up to 0.03% per annum of the NAV of the Fund (including local custodian fee but excluding foreign sub-custodian fee and charges)
<b>Fund Size (MYR)</b>	MYR 2.95 million
<b>Fund Unit</b>	2.43 million units
<b>NAV per unit (As at 31 Mar 2024)</b>	MYR 1.2128
<b>Initial Offering Period (IOP) Date</b>	17 Apr 2023
<b>Initial Offering Period (IOP) Price</b>	MYR 1.00

## Fund Performance



Past performance does not guarantee future results. Asset allocation and diversification do not ensure a profit or protect against a loss.

### Cumulative Performance (%)

	YTD	1M	3M	6M	1Y	3Y	5Y	Since Inception
<b>Fund</b>	10.43	1.86	10.43	15.66	21.28	N/A	N/A	21.28
<b>Benchmark</b>	8.58	2.59	8.58	16.39	27.87	N/A	N/A	32.36

### Calendar Year Returns (%)

	2023	2022	2021	2020	2019	2018
<b>Fund</b>	N/A	N/A	N/A	N/A	N/A	N/A
<b>Benchmark</b>	N/A	N/A	N/A	N/A	N/A	N/A

Note: March 2023 to March 2024.

Performance data represents the combined income & capital return as a result of holding units in the fund for the specified length of time, based on bid to bid prices. Earnings are assumed to be reinvested.

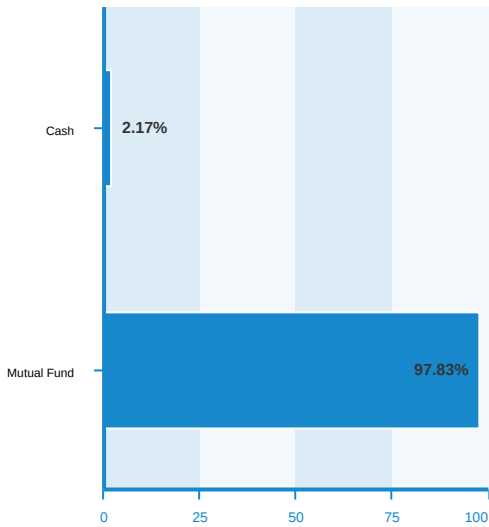
Annualised yield is calculated as the most recent monthly dividend distribution multiplied by the Fund's dividend frequency and divided by the latest NAV.

Source: Lipper

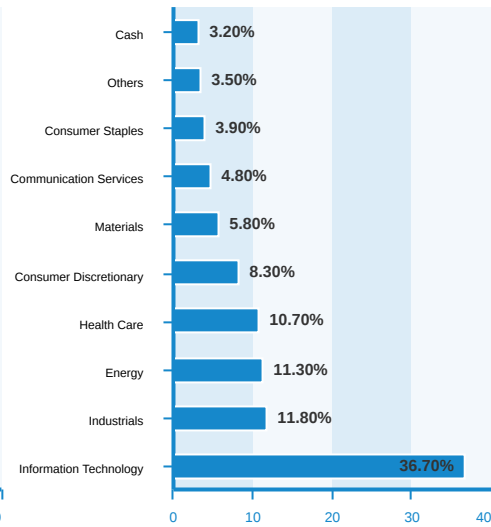
Top Holdings *	Country	% of Net Assets	Fund Risk Statistics
Microsoft Corporation	United States	9.40	<b>Beta</b> -
Taiwan Semiconductor Manufacturing	Taiwan	3.60	<b>Information Ratio</b> -
Salesforce Inc	United States	3.10	<b>Sharpe Ratio</b> -
Linde Plc	United Kingdom	2.60	(3 years monthly data)
Nvidia Corporation	United States	2.50	
Intuit Inc	United States	2.50	
Abbott Laboratories	United States	2.00	
Adobe Inc	United States	2.00	
ServiceNow Inc	United States	1.90	
Synopsys Inc	United States	1.90	

The holdings listed do not constitute a recommendation to purchase or sell a particular security. Any repeated issuer shown means same issuer with different coupon rate and/or maturity date. Cash and/or derivative positions that are not part of the core investment strategy will not be reflected in the top holdings list.

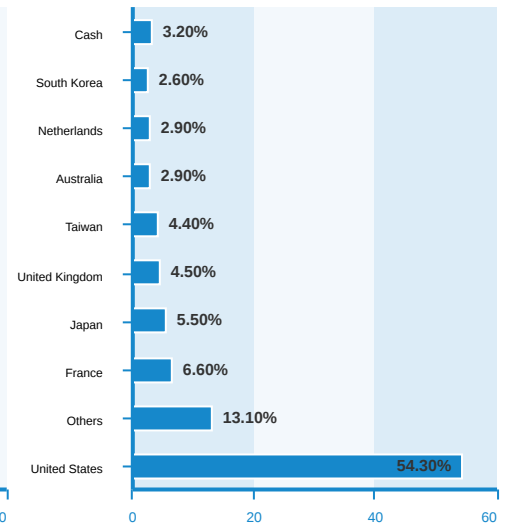
## Asset Allocation (%)



## Sector Allocation (%) \*



## Regional Allocation (%) \*



\* Of the target fund

Fund holdings and allocations shown are unaudited and may not be representative of current or future investments. Percentages may not add up to 100% due to rounding and/or inclusion or exclusion of cash will not be reflected in the top holdings list.

We recommend that you read and understand the contents of the Principal Islamic Global Responsible Equity Fund Prospectus Issue No.1 dated 27 March 2023 which has been duly registered with the Securities Commission Malaysia, before investing and that you keep the said Fund Prospectus for your record. Any issue of units to which the Fund Prospectus relates will only be made upon receipt of the completed application form referred to in and accompanying the Fund Prospectus subject to the terms and conditions therein. Investments in the Fund are exposed to country risk, currency risk and Fund manager's risk. You can obtain a copy of the Fund Prospectus from the head office of Principal Asset Management Berhad or from any of our approved distributors. Product Highlight Sheet ("PHS") is available and that investors have the right to request for a PHS; and the PHS and any other product disclosure document should be read and understood before making any investment decision. There are fees and charges involved in investing in the funds. We suggest that you consider these charges carefully prior to making an investment. Unit prices and income distributions, if any, may fall or rise. Past performance is not reflective of future performance and income distributions are not guaranteed. You are advised to read and understand the contents of the Unit Trust Loan Financing Risk Disclosure Statement before deciding to borrow to purchase units. Where a unit split/distribution is declared, investors are advised that following the issue of additional units/distribution, the NAV per unit will be reduced from pre-unit split NAV/cum-distribution NAV to post-unit split NAV/ex-distribution NAV; and where a unit split is declared, the value of your investment will remain unchanged after the distribution of the additional units.

Carefully consider a fund's objective, risks, charges and expenses.

Visit [www.principal.com.my](http://www.principal.com.my) for a prospectus containing this and other information. Please read it carefully before investing.