

Principal Islamic Conservative Wholesale Fund-of-Funds (formerly known as CIMB Islamic Conservative Wholesale Fund-of-Funds)

31 May 2021



Fund Objective

The Fund aims to achieve capital stability by investing in a portfolio of Shariah-compliant collective investment schemes that invest in Shariah-compliant equities and/or Sukuk.

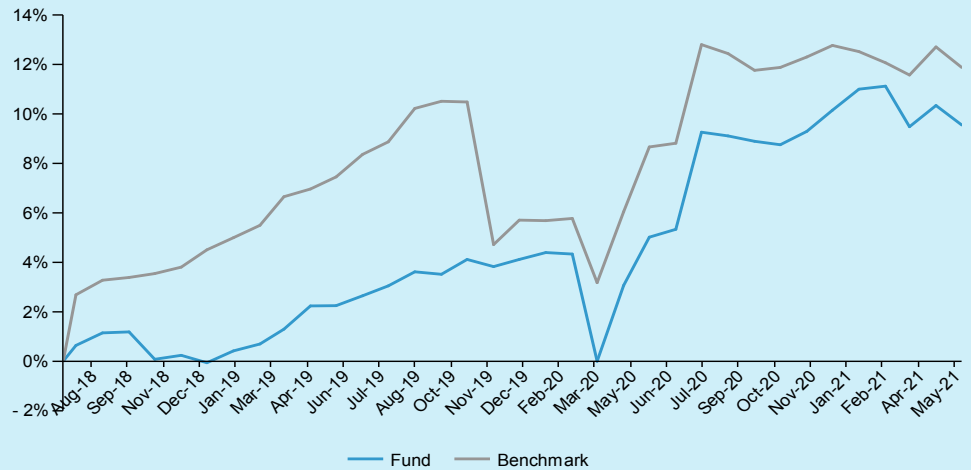
Currency: MYR ISIN Code: MYU1000GS006

Bloomberg Ticker: CIMBICW MK

Fund Information

| | |
|-----------------|---|
| Location | Malaysia |
| Domicile | Malaysia |
| Fund Currency | MYR |
| Fund Size (MYR) | MYR 0.14 million |
| Fund Unit | 0.13 million units |
| Fund Launch | 24 November 2017 |
| Benchmark | As a fund-of-funds, the Fund is benchmark unconstrained, i.e. it will be managed without reference to any specific benchmark. However, for performance comparison purpose, the Fund can be compared to the 50% Quantshop GII Medium Index + 25% CIMB Islamic 1-month Fixed Return Income Account-I (FRIA-i) + 25% FTSE Bursa Malaysia EMAS Shariah Index. |
| Dealing | Daily |
| Management Fee | Up to 1.20% per annum of the NAV of the Fund |
| Trustee Fee | 0.035% per annum of the NAV of the Fund |
| Unit NAV (MYR) | MYR 1.0956 |

Fund Performance



Past performance does not guarantee future results. Asset allocation and diversification do not ensure a profit or protect against a loss.

Cumulative Performance (%)

| | YTD | 1 Month | 3 Months | 6 Months | 1-Year | 3-Year | 5-Year | Since Inception |
|-----------|-------|---------|----------|----------|--------|--------|--------|-----------------|
| Fund | -0.54 | -0.72 | -1.41 | 0.24 | 4.32 | 9.56 | N/A | 9.56 |
| Benchmark | -0.84 | -0.82 | -0.21 | -0.43 | 3.09 | 11.99 | N/A | 11.89 |

Calendar Year Returns (%)

| | 2020 | 2019 | 2018 | 2017 | 2016 | 2015 |
|-----------|------|------|-------|------|------|------|
| Fund | 5.80 | 4.18 | -0.06 | N/A | N/A | N/A |
| Benchmark | 6.78 | 5.10 | 4.08 | N/A | N/A | N/A |

Note: November 2017 to May 2021.

Performance data represents the combined income & capital return as a result of holding units in the fund for the specified length of time, based on bid to bid prices. Earnings are assumed to be reinvested.

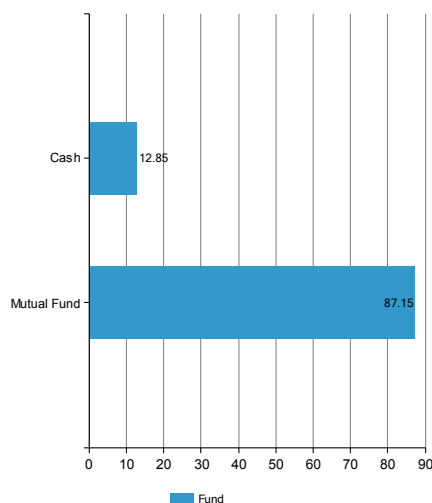
Source : Lipper

Top 10 Holdings

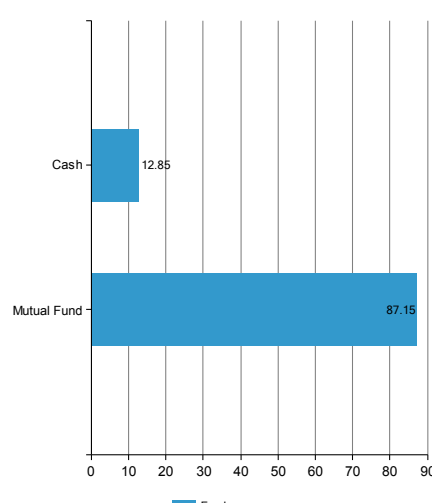
| | Country | % of net assets |
|--|----------|-----------------|
| Principal Islamic Lifetime Sukuk Fund | Malaysia | 43.18 |
| Principal Islamic Lifetime Enhanced Sukuk Fund | Malaysia | 26.53 |
| Principal DALI Equity Fund | Malaysia | 17.44 |

The holdings listed do not constitute a recommendation to purchase or sell a particular security. Cash and/or derivative positions that are not part of the core investment strategy will not be reflected in the top holdings list.

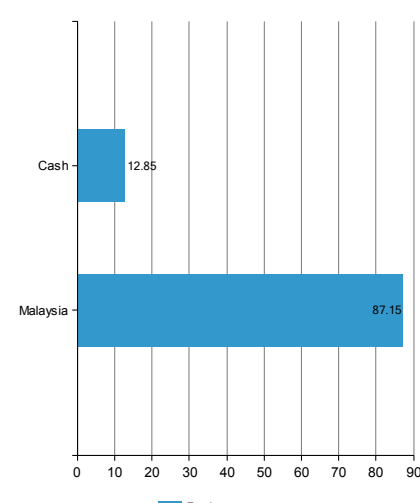
Asset Allocation (%)



Sector Allocation (%)



Regional Allocation (%)



Source: Factset. Fund holdings and allocations shown are unaudited and may not be representative of current or future investments. Percentages may not add up to 100% due to rounding and/or inclusion or exclusion of cash will not be reflected in the top holdings list.

Fund Manager's Report

In May, the Fund dropped 0.72% outperforming the benchmark by 0.10ppt led by India, Indonesia, Hong Kong SAR while China, Malaysia and Singapore lagged. YTD, the fund still outperformed the benchmark by 0.30ppt.

Rising Covid-19 infections has been a headwind for Asian markets as we saw the resurgence of new cases. However, in India, the situation improved. Where in April, we saw cases exceeding last year's peak, we saw a decline in cases/day in May to 200,000. Across Asia, countries are stepping up on vaccination programs and are better equipped, hence the impact of Covid is not expected to be as significant as the year before. While global inflation has risen due to higher input prices from raw materials and energy, as well as cost pressures from a global component parts shortage, we remain of the view that the rise in inflation is transitory. The US labour market is tightening as victory over Covid gets nearer however and we continue to keep a close watch on developments.

We are positive on Asian equities over a 12-month horizon. We have broadened out our portfolio into industrials and materials and have recently added back to India equities as we saw an improvement in the Covid situation in the country. Off-benchmark stocks contribute ~40% to our portfolio holdings.

^aBased on the fund's portfolio returns as at 15 May 2021, the Volatility Factor (VF) for this fund is 4.160 and is classified as "Low" (source: FIMM). The VF means there is a possibility for the fund in generating an upside return or downside return around this VF. The Volatility Class (VC) is assigned by FIMM based on quintile ranks of VF for qualified funds. VF is subject to monthly revision and VC will be revised every six months. The fund's portfolio may have changed since this date and there is no guarantee that the fund will continue to have the same VF or VC in the future. Presently, only funds launched in the market for at least 36 months will display the VF and its VC.

We recommend that you read and understand the contents of the Principal Islamic Conservative Wholesale Fund-of-Funds (formerly known as CIMB Islamic Conservative Wholesale Fund-of-Funds) Information Memorandum dated 26 September 2019, which have been deposited with Securities Commission Malaysia before investing and that you keep the said Information Memorandum for your record. Any issue of units to which the Information Memorandum relates will only be made upon receipt of the completed application form referred to in and accompanying the Information Memorandum, subject to the terms and conditions therein. The principal risks are returns not guaranteed, general market environment risk, inflation risk, manager's risk, financing risk and reclassification of Shariah status risk. The specific risks of the Target Fund are risk associated with investing in Shariah-compliant CIS, country risk and currency risk. You can obtain a copy of the Information Memorandum from the head office of Principal Asset Management Berhad or from any of our approved distributors. We suggest that you consider these fees and charges carefully prior to making an investment. Unit prices and income distributions, if any, may fall or rise. Past performance is not reflective of future performance and income distributions are not guaranteed. Product Highlight Sheet ("PHS") is available and that investors have the right to request for a PHS; and the PHS and any other product disclosure document should be read and understood before making any investment decision. There are fees and charges involved in investing in the funds. We suggest that you consider these fees and charges carefully prior to making an investment. Unit prices and income distributions, if any, may fall or rise. Past performance is not reflective of future performance and income distributions are not guaranteed. You are also advised to read and understand the contents of the Financing for Investment in Unit Trust Risk Disclosure Statement /Unit Trust Loan Financing Risk Disclosure Statement before deciding to borrow to purchase units. All performance figures have been extracted from Lipper. Where a unit split /distribution is declared, investors are advised that following the issue of additional units/distribution, the NAV per unit will be reduced from pre-unit split NAV/cum-distribution NAV to post-unit split NAV/ex-distribution NAV; and where a unit split is declared, the value of your investment will remain unchanged after the distribution of the additional units.

Carefully consider a fund's objective, risks, charges and expenses. Visit www.principal.com.my for a prospectus containing this and other information. Please read it carefully before investing.