

Principal Islamic Asia Pacific Dynamic Income and Growth Fund - Class MYR

31 March 2024

Fund Objective

The Fund aims to provide capital growth over the medium to long term and to provide regular income through investment in one Islamic collective investment scheme, which invests primarily in the Asia Pacific ex Japan region. This Fund is a feeder fund that invests into a single Islamic collective investment scheme, i.e. Islamic Asia Pacific Dynamic Income and Growth Fund (Target Fund). The Fund may also in Islamic Deposits for liquidity purposes. The Fund will invest at least 95% of its NAV in the Target Fund. The objective of the Target Fund seeks to provide a return consisting of income and, over the medium to long term, capital growth.

Lipper Score

Total Return

Consistent Return

5

5

Morningstar Rating



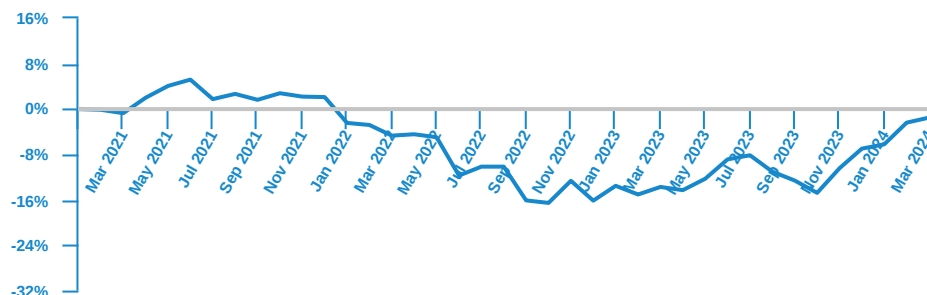
Sustainability



Fund Information

| | |
|-------------------------------------|---|
| ISIN Code | MYU1000IO001 |
| Lipper ID | 68639752 |
| Bloomberg Ticker | PRIAGCM MK |
| Domicile | Malaysia |
| Currency | MYR |
| Base Currency | USD |
| Fund Inception | 2 Feb 2021 |
| Benchmark | As this is a feeder fund, the Fund adheres to the performance comparator of the Target Fund for performance comparison. Currently, the Target Fund is managed without reference to a benchmark. |
| Application Fee | Up to 5.00% of the NAV per unit |
| Management Fee | Up to 1.80% per annum |
| Trustee Fee | Up to 0.03% per annum |
| Fund Size (MYR) | MYR 63.47 million |
| Fund Unit | 259.14 million units |
| NAV per unit (As at 31 Mar 2024) | MYR 0.2449 |
| Initial Offering Period (IOP) Date | 23 Feb 2021 |
| Initial Offering Period (IOP) Price | MYR 0.25 |

Fund Performance



— Fund — Benchmark

Past performance does not guarantee future results. Asset allocation and diversification do not ensure a profit or protect against a loss.

| Cumulative Performance (%) | | | | | | | | |
|----------------------------|------|------|------|-------|-------|-------|-----|-----------------|
| | YTD | 1M | 3M | 6M | 1Y | 3Y | 5Y | Since Inception |
| Fund | 5.88 | 0.91 | 5.88 | 12.70 | 14.17 | -0.79 | N/A | -1.50 |
| Benchmark | N/A | N/A | N/A | N/A | N/A | N/A | N/A | N/A |

| Calendar Year Returns (%) | | 2023 | 2022 | 2021 | 2020 | 2019 | 2018 |
|---------------------------|--|-------|--------|------|------|------|------|
| Fund | | 10.94 | -17.88 | N/A | N/A | N/A | N/A |
| Benchmark | | N/A | N/A | N/A | N/A | N/A | N/A |

| Most Recent Fund Distributions | | | | | | | 2022 Apr |
|--------------------------------|--|--|--|--|--|--|----------|
| Gross (sen/unit) | | | | | | | 0.13 |
| Annualised Yield (%) | | | | | | | 2.14 |

Note: February 2021 to March 2024.

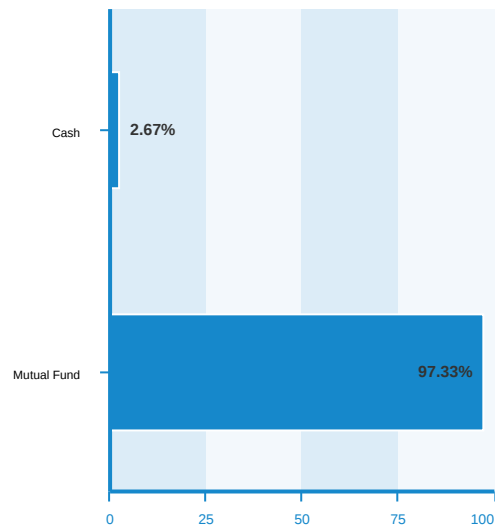
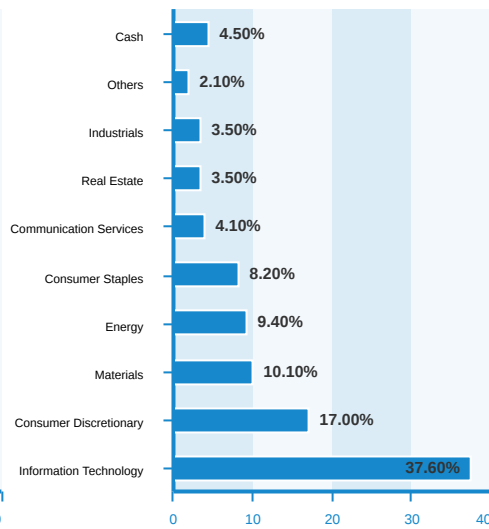
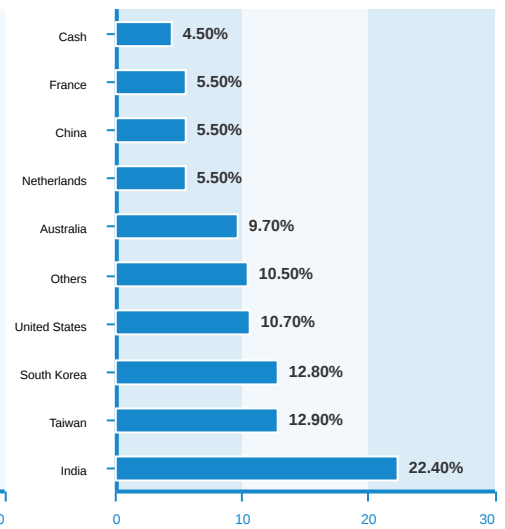
Performance data represents the combined income & capital return as a result of holding units in the fund for the specified length of time, based on bid to bid prices. Earnings are assumed to be reinvested.

Annualised yield is calculated as the most recent monthly dividend distribution multiplied by the Fund's dividend frequency and divided by the latest NAV.

Source : Lipper

| Top Holdings * | Country | % of Net Assets | Fund Risk Statistics | |
|------------------------------------|---------------|-----------------|------------------------|-------|
| Samsung Electronics | South Korea | 9.90 | Beta | N/A |
| Taiwan Semiconductor Manufacturing | Taiwan | 9.60 | Information Ratio | N/A |
| Reliance Industries Ltd | India | 6.40 | Sharpe Ratio | -0.09 |
| BHP Group Ltd | Australia | 5.70 | (3 years monthly data) | |
| ASML Holding NV | Netherlands | 4.50 | | |
| Synopsys Inc | United States | 4.50 | | |
| L'Oreal | France | 2.90 | | |
| Fast Retailing Co Ltd | Japan | 2.70 | | |
| Hermes International | France | 2.70 | | |
| ConocoPhillips | United States | 2.40 | | |

The holdings listed do not constitute a recommendation to purchase or sell a particular security. Any repeated issuer shown means same issuer with different coupon rate and/or maturity date. Cash and/or derivative positions that are not part of the core investment strategy will not be reflected in the top holdings list.

Asset Allocation (%)**Sector Allocation (%) *****Regional Allocation (%) ***

* Of the target fund

Fund holdings and allocations shown are unaudited and may not be representative of current or future investments. Percentages may not add up to 100% due to rounding and/or inclusion or exclusion of cash will not be reflected in the top holdings list.

We recommend that you read and understand the contents of the Prospectus for the Principal Islamic Asia Pacific Dynamic Income and Growth Fund Issue No. 2 dated 3 July 2023 which has been deposited with Securities Commission Malaysia before investing and that you keep the said Prospectus for your record. Any issue of units to which the Prospectus relates will only be made upon receipt of the completed application form referred to in and accompanying the Prospectus, subject to the terms and conditions therein. The general risks are returns not guaranteed, market risk, inflation risk, and financing risk. The specific risks of the fund are currency risk, Fund manager risk and country risk. You can obtain a copy of the Prospectus from the head office of Principal Asset Management Berhad or from any of our approved distributors. Product Highlight Sheet ("PHS") is available and that investors have the right to request for a PHS; and the PHS and any other product disclosure document should be read and understood before making any investment decision. There are fees and charges involved in investing in the funds. We suggest that you consider these fees and charges carefully prior to making an investment. Unit prices and income distributions, if any, may fall or rise. Past performance is not reflective of future performance and income distributions are not guaranteed. You are also advised to read and understand the contents of the Financing for Investment in Unit Trust Risk Disclosure Statement/Unit Trust Loan Financing Risk Disclosure Statement before deciding to obtain financing to purchase units. All performance figures have been extracted from Lipper.

Carefully consider a fund's objective, risks, charges and expenses.

Visit www.principal.com.my for a prospectus containing this and other information. Please read it carefully before investing.