

# Principal Heritage Series Principal Heritage Growth Fund - Class USD-Hedged

30 September 2024



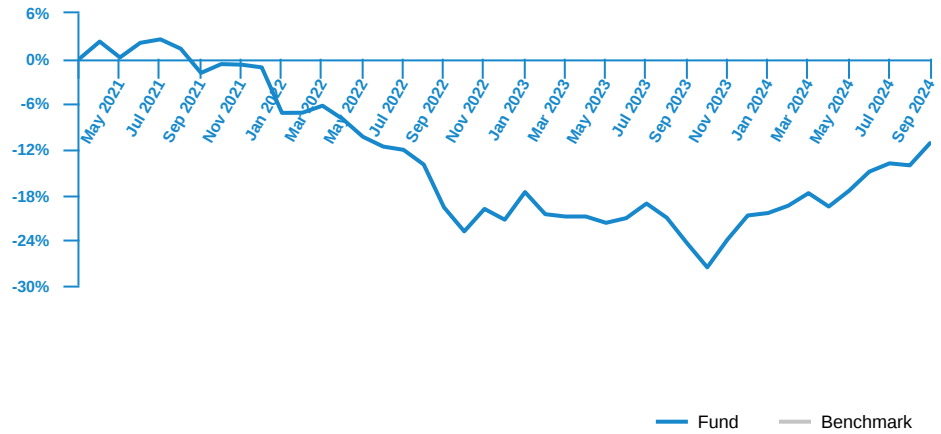
## Fund Objective

The Fund aims to provide income and capital growth through investments in one (1) collective investment scheme, which invests in a diversified portfolio of mixed asset. The Fund is a feeder fund and it invests in a single CIS, i.e. Fullerton SGD Heritage Growth. The Fund may also invest in liquid assets for liquidity purpose. In order to achieve its investment objective, the Fund will invest at least 95% of its NAV in the Fullerton SGD Heritage Growth (Target fund) and may also invest up to 5% of its NAV in liquid assets for liquidity purpose.

## Fund Information

ISIN Code	MYU0100A0385
Lipper ID	68651795
Bloomberg Ticker	PRPHGCU MK
Domicile	Malaysia
Currency	USD
Base Currency	SGD
Fund Inception	2 Apr 2021
Benchmark	The Fund adheres to the benchmark of the Target Fund for performance comparison. Currently, Target Fund has no benchmark.
Application Fee	Up to 5.00% of the NAV per unit
Management Fee	Up to 1.40% per annum of the NAV of the Class
Trustee Fee	Up to 0.04% per annum of the NAV of the Fund
Fund Size (USD)	USD 129.41 thousand
Fund Unit	0.15 million units
NAV per unit (As at 30 Sep 2024)	USD 0.8458
Initial Offering Period (IOP) Date	5 Apr 2021
Initial Offering Period (IOP) Price	USD 1.00

## Fund Performance



Past performance does not guarantee future results. Asset allocation and diversification do not ensure a profit or protect against a loss.

### Cumulative Performance (%)

	YTD	1M	3M	6M	1Y	3Y	5Y	Since Inception
Fund	12.07	3.42	4.44	8.05	17.50	-9.46	N/A	-11.16
Benchmark	N/A	N/A	N/A	N/A	N/A	N/A	N/A	N/A

### Calendar Year Returns (%)

	2023	2022	2021	2020	2019	2018
Fund	0.72	-20.38	N/A	N/A	N/A	N/A
Benchmark	N/A	N/A	N/A	N/A	N/A	N/A

### Most Recent Fund Distributions

	2024 Sep	2024 Aug	2024 Jul	2024 Jun	2024 May	2024 Apr
Gross (cent/unit)	0.11	0.11	0.10	0.10	0.10	0.10
Annualised Yield (%)	1.54	1.56	1.52	1.42	1.47	1.48

Note: April 2021 to September 2024.

Performance data represents the combined income & capital return as a result of holding units in the fund for the specified length of time, based on bid to bid prices. Earnings are assumed to be reinvested.

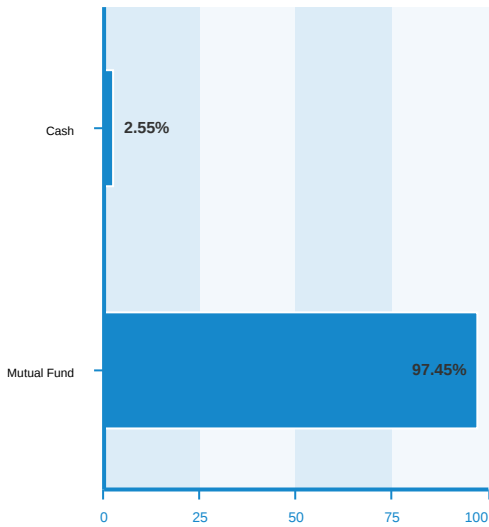
Annualised yield is calculated as the most recent monthly dividend distribution multiplied by the Fund's dividend frequency and divided by the latest NAV.

Source : Lipper

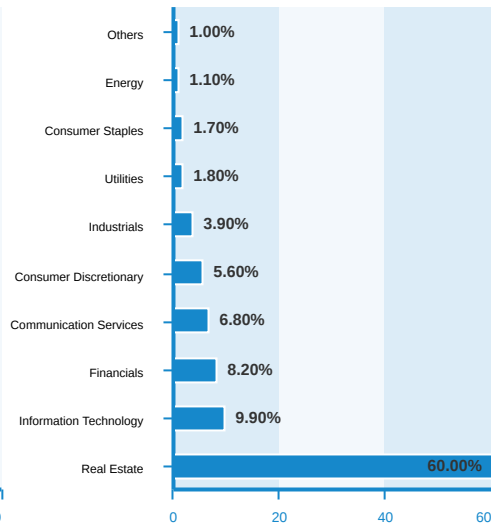
Top Holdings *	Country	% of Net Assets	Fund Risk Statistics
CapitaLand Integrated Commercial Trust	Singapore	11.60	Beta
CapitaLand Ascendas REIT	Singapore	9.10	Information Ratio
Mapletree Industrial Trust	Singapore	4.50	Sharpe Ratio
Mapletree Logistics Trust	Singapore	4.50	(3 years monthly data)
Mapletree Pan Asia Commercial Trust	Singapore	3.00	
Taiwan Semiconductor Manufacturing	Taiwan	2.00	
SK hynix Inc	South Korea	1.90	
Bank Negara Indonesia	Indonesia	1.80	
Shriram Finance Ltd	India	1.60	
United Overseas Bank Ltd	Singapore	1.50	

The holdings listed do not constitute a recommendation to purchase or sell a particular security. Any repeated issuer shown means same issuer with different coupon rate and/or maturity date. Cash and/or derivative positions that are not part of the core investment strategy will not be reflected in the top holdings list.

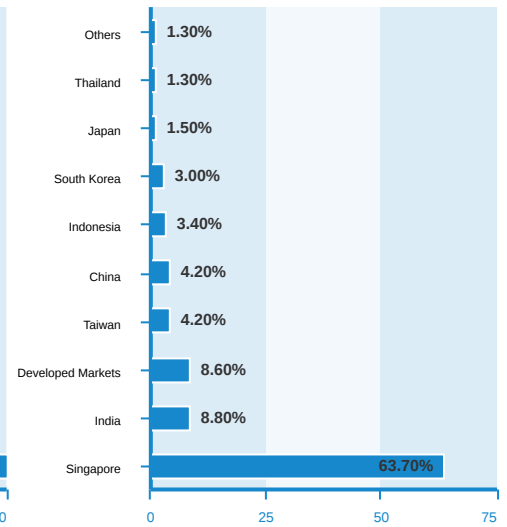
## Asset Allocation (%)



## Sector Allocation (%) \*



## Regional Allocation (%) \*



\* Of the target fund

Fund holdings and allocations shown are unaudited and may not be representative of current or future investments. Percentages may not add up to 100% due to rounding and/or inclusion or exclusion of cash will not be reflected in the top holdings list.

We recommend that you read and understand the contents of the Information Memorandum for the Principal Heritage Series dated 10 July 2020 which has been deposited with Securities Commission Malaysia before investing and that you keep the said Information Memorandums for your record. Any issue of units to which the Information Memorandums relates will only be made upon receipt of the completed application form referred to in and accompanying the Information Memorandums, subject to the terms and conditions therein. The general risks are returns not guaranteed, market risk, inflation risk and financing risk. The specific risks of the fund are currency risk, Fund Manager risk, country risk and risk associated with income distributions. You can obtain a copy of the Information Memorandums from the head office of Principal Asset Management Berhad or from any of our approved distributors. Product Highlight Sheet ("PHS") is available and that investors have the right to request for a PHS; and the PHS and any other product disclosure document should be read and understood before making any investment decision. There are fees and charges involved in investing in the funds. We suggest that you consider these fees and charges carefully prior to making an investment. Unit prices and income distributions, if any, may fall or rise. Past performance is not reflective of future performance and income distributions are not guaranteed. You are also advised to read and understand the contents of the Financing for Investment in Unit Trust Risk Disclosure Statement/Unit Trust Loan Financing Risk Disclosure Statement before deciding to obtain financing to purchase units. All performance figures have been extracted from Lipper.

Carefully consider a fund's objective, risks, charges and expenses.

Visit [www.principal.com.my](http://www.principal.com.my) for a prospectus containing this and other information. Please read it carefully before investing.