

# Principal Greater China Equity Fund - Class SGD Hedged (External)

31 March 2021

## Fund Objective

Aims to achieve medium to long-term capital growth primarily through investment in a portfolio of equity securities with exposure to the Greater China region consisting of the People's Republic of China, Hong Kong SAR and Taiwan.

Currency: SGD  
ISIN Code: MYU1001GL009

Bloomberg Ticker: CIMGCSH MK

## Fund Information

Domicile	Malaysia
Base Currency	US Dollar
Fund Inception	20 April 2020
Benchmark	The Fund adheres to the benchmark of the Target Fund. The benchmark of the Target Fund is the MSCI Golden Dragon Index
Application Fee	5.50% of the NAV per unit
Management Fee	1.80% p.a. of the NAV
Trustee Fee	0.08% p.a. of the NAV
Fund Size (SGD)	SGD 9.72 million
NAV per unit (As at 31 March 2021)	SGD 1.4776

## Fund Strategy

The Fund is a feeder Fund which invests at least 95% of its NAV in the Schroder ISF Greater China ("Target Fund"), a fund of the Schroder International Selection Fund, an open-ended investment company registered in Luxembourg. The Target Fund invests primarily in equity securities of the People's Republic of China, Hong Kong SAR and Taiwan companies.

The asset allocation strategy for this Fund is as follows:

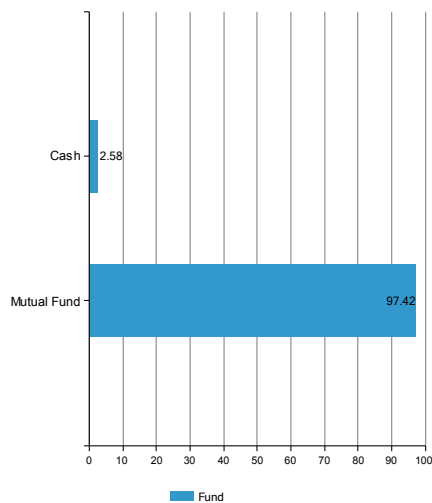
- at least 95% of the Fund's NAV will be invested in the Schroder ISF Greater China; and
- up to 5% of the Fund's NAV will be invested in liquid assets for liquidity purposes.

## Top 10 Holdings \*

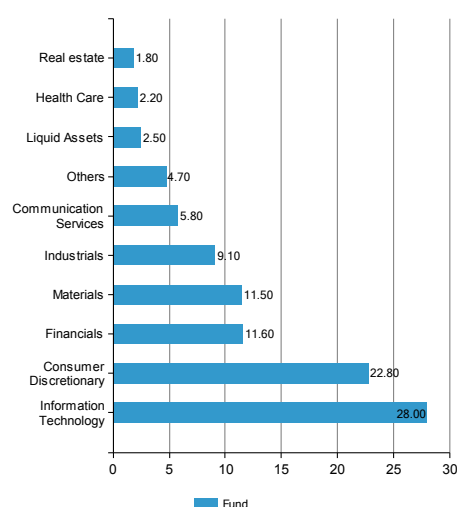
	Country	% of net assets
Taiwan Semiconductor	Taiwan	8.50
Alibaba Group	China	6.90
Tencent Holdings	China	4.20
MediaTek Inc	Taiwan	3.80
AlA Group Ltd	HK, China	2.90
Sands China Ltd	China	2.70
China Pacific Insurance Group	China	2.60
Great Wall Motor Co Ltd	China	2.20
HSBC Holdings PLC	HK, China	2.20
China Jushi Co Ltd	China	1.90

The holdings listed do not constitute a recommendation to purchase or sell a particular security. Cash and/or derivative positions that are not part of the core investment strategy will not be reflected in the top holdings list.

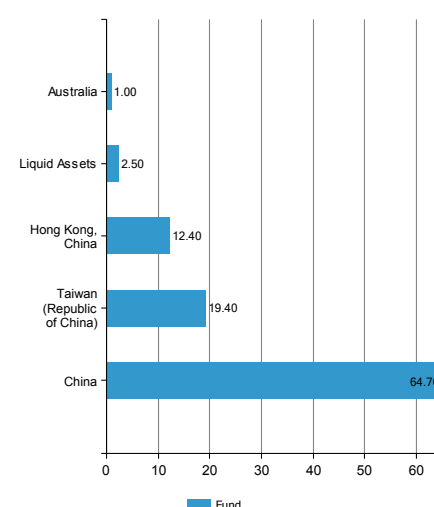
## Asset Allocation (%)



## Sector Allocation (%) \*



## Regional Allocation (%) \*



\* Of the target fund

Source: Factset. Fund holdings and allocations shown are unaudited and may not be representative of current or future investments. Percentages may not add up to 100% due to rounding and/or inclusion or exclusion of cash will not be reflected in the top holdings list.

## Fund Manager's Report

The Fund fell by 5.16% during the month of March 2021, underperforming the benchmark by 0.87ppt.

In March, the market continued the downward trend from late February. The industry leading stocks dropped more. For example, CSI 300 fell 5.40% and ChiNext dropped 5.34%. While medium and small-sized stocks fell slightly. CSI 500 dropped only 1.73%. In this sense, it is beneficial for our quantitative strategy to get more excess return through the whole market.

Recently, the stock market has seen fluctuation and the market style has been adjusted. But the domestic economy continues to recover and the stock performance expectations are relatively good. Moreover, since the selling pressure were released after the continuous callback, the market is expected to have a chance to stabilize and rebound.

As for the market environment in April, vaccination has promoted the recovery of overseas economy and the domestic economy has been operating steadily. The division of tasks for the government work report of the two sessions is expected to accelerate the implementation. So we remain neutrally optimistic about the future stock market. We managed to optimize our multi-factor model, will be continuing the momentum of the first quarter to get more alpha, to bring sustained and stable returns.

We recommend that you read and understand the contents of the Principal Greater China Equity Fund Prospectus Issue No.1 dated 17 April 2020 which has been duly registered with the Securities Commission Malaysia, before investing and that you keep the said Fund Prospectus for your record. Any issue of units to which the Fund Prospectus relates will only be made upon receipt of the completed application form referred to in and accompanying the Fund Prospectus subject to the terms and conditions therein. Investments in the Fund are exposed to currency risk and Fund manager's risk. You can obtain a copy of the Fund Prospectus from the head office of Principal Asset Management Berhad or from any of our approved distributors. Product Highlight Sheet ("PHS") is available and that investors have the right to request for a PHS; and the PHS and any other product disclosure document should be read and understood before making any investment decision. There are fees and charges involved in investing in the funds. We suggest that you consider these charges carefully prior to making an investment. Unit prices and income distributions, if any, may fall or rise. Past performance is not reflective of future performance and income distributions are not guaranteed. You are advised to read and understand the contents of the Unit Trust Loan Financing Risk Disclosure Statement before deciding to borrow to purchase units. Where a unit split/distribution is declared, investors are advised that following the issue of additional units/distribution, the NAV per unit will be reduced from pre-unit split NAV/cum-distribution NAV to post-unit split NAV/ex-distribution NAV; and where a unit split is declared, the value of your investment will remain unchanged after the distribution of the additional units.

Carefully consider a fund's objective, risks, charges and expenses.

Visit [www.principal.com.my](http://www.principal.com.my) for a prospectus containing this and other information. Please read it carefully before investing.

Principal Asset Management Berhad

10th Floor, Bangunan CIMB, Jalan Semantan Damansara Heights, 50490 Kuala Lumpur.

Tel: (603) 2084 8888 Fax: (603) 2084 8899 Website: [www.principal.com.my](http://www.principal.com.my)