

Principal Greater China Equity Fund - Class MYR-Hedged

30 November 2024



Fund Objective

The Fund aims to achieve medium to long-term capital growth primarily through investment in a portfolio of equity securities with exposure to the Greater China region consisting of the Peoples Republic of China, Hong Kong SAR and Taiwan. The Fund is a feeder Fund which invests at least 95% of its NAV in the Schroder ISF Greater China (Target Fund), a fund of the Schroder International Selection Fund. The Target Fund aims to provide capital growth in excess of the MSCI Golden Dragon (Net TR) index after fees have been deducted over a three to five year period.

Lipper Score

Total Return



Consistent Return



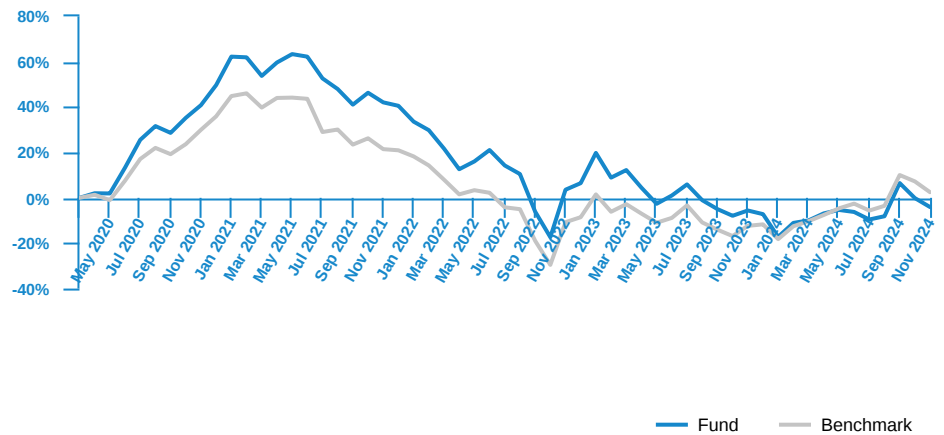
Morningstar Rating



Fund Information

ISIN Code	MYU1000IE002
Lipper ID	68604901
Bloomberg Ticker	CIMGCMH MK
Domicile	Malaysia
Currency	MYR
Base Currency	USD
Fund Inception	20 Apr 2020
Benchmark	The Fund adheres to the benchmark of the Target Fund. The benchmark of the Target Fund is the MSCI Golden Dragon Index
Application Fee	5.50% of the NAV per unit
Management Fee	1.80% p.a. of the NAV
Trustee Fee	0.03% p.a. of the NAV
Fund Size (MYR)	MYR 143.62 million
Fund Unit	153.84 million units
NAV per unit (As at 30 Nov 2024)	MYR 0.9335
Initial Offering Period (IOP) Date	21 Apr 2020
Initial Offering Period (IOP) Price	MYR 1.00

Fund Performance



Past performance does not guarantee future results. Asset allocation and diversification do not ensure a profit or protect against a loss.

Cumulative Performance (%)								
	YTD	1M	3M	6M	1Y	3Y	5Y	Since Inception
Fund	3.35	-3.96	4.41	1.34	1.60	-32.48	N/A	-4.07
Benchmark	16.04	-4.45	6.22	7.48	16.91	-15.63	N/A	2.47

Calendar Year Returns (%)						
	2023	2022	2021	2020	2019	2018
Fund	-12.83	-24.25	-6.11	N/A	N/A	N/A
Benchmark	-3.45	-24.38	-11.02	N/A	N/A	N/A

Most Recent Fund Distributions						2021 Mar
Gross (sen/unit)						4.46
Annualised Yield (%)						2.69

Note: April 2020 to November 2024.

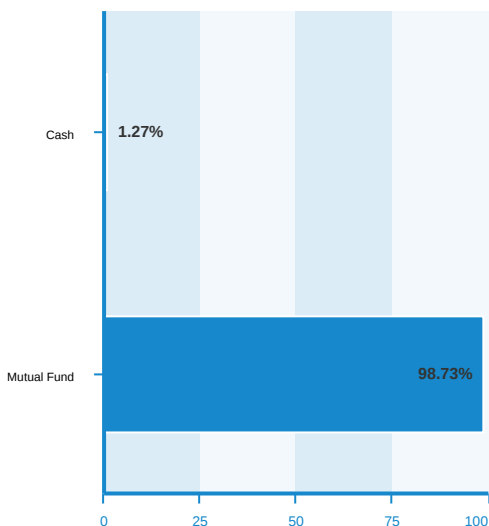
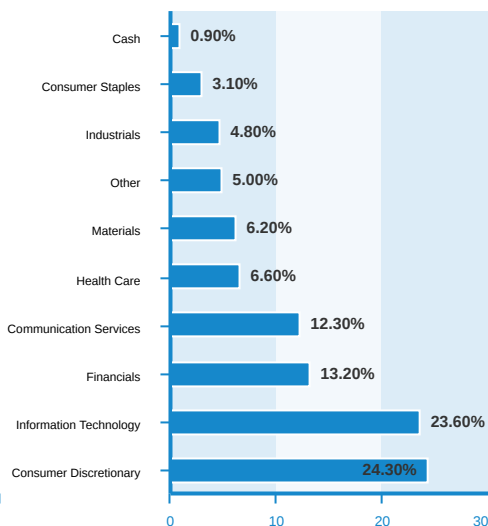
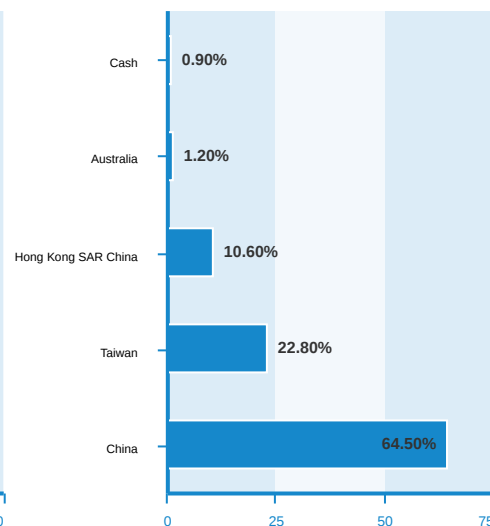
Performance data represents the combined income & capital return as a result of holding units in the fund for the specified length of time, based on bid to bid prices. Earnings are assumed to be reinvested.

Annualised yield is calculated as the most recent monthly dividend distribution multiplied by the Fund's dividend frequency and divided by the latest NAV.

Source : Lipper

Top Holdings *	Country	% of Net Assets	Fund Risk Statistics	
Taiwan Semiconductor Manufacturing	Taiwan	9.70	Beta	1.25
Tencent Holdings Ltd	China	9.40	Information Ratio	-0.28
Alibaba Group Holding Ltd	China	7.20	Sharpe Ratio	-0.18
AIA Group Ltd	Hong Kong SAR China	4.40	(3 years monthly data)	
Meituan	China	3.50		
MediaTek Inc	Taiwan	3.00		
Hon Hai Precision Industry Co Ltd	China	2.70		
Hong Kong Exchanges & Clearing Ltd	Hong Kong SAR China	2.60		
Contemporary Amperex Technology Co Ltd	China	2.30		
Shenzhou International Group Holdings Ltd	China	2.20		

The holdings listed do not constitute a recommendation to purchase or sell a particular security. Any repeated issuer shown means same issuer with different coupon rate and/or maturity date. Cash and/or derivative positions that are not part of the core investment strategy will not be reflected in the top holdings list.

Asset Allocation (%)**Sector Allocation (%) *****Regional Allocation (%) ***

* Of the target fund

Fund holdings and allocations shown are unaudited and may not be representative of current or future investments. Percentages may not add up to 100% due to rounding and/or inclusion or exclusion of cash will not be reflected in the top holdings list.

Fund Manager's Report

During the month, the fund decreased 3.96%, outperformed the benchmark by 0.49%.

The China markets have mean reverted after the sharp recovery in September. There is less of a contrarian and valuation argument in favor of the market currently. Chinese and Hong Kong equities declined further in November as Donald Trump's victory in the US presidential election sparked concerns over tariff hikes and slower Federal Reserve rate cuts. Policies coming from the National People's Congress Standing Committee meeting focused more on local government debts than consumption, and that was also a disappointment to the market.

We reiterate our view that further market upside can only be driven by more effective fiscal policy support and a subsequent macroeconomic improvement. Specifically, domestic consumption and investment demand will need to pick up for the economy to bottom out. Externally, a friendlier US-China relationship will also be very helpful in sustaining the positive sentiment in markets, although visibility on this front is still lacking until we get more details on Trump's China policy. From a macroeconomic perspective, the return of Trump is likely to create greater uncertainty in emerging markets (EM) through tariff threats, higher inflation risks and upward pressure on the US dollar and interest rates.

We recommend that you read and understand the contents of the Principal Greater China Equity Fund Prospectus Issue No.3 dated 3 July 2023 which has been duly registered with the Securities Commission Malaysia, before investing and that you keep the said Fund Prospectus for your record. Any issue of units to which the Fund Prospectus relates will only be made upon receipt of the completed application form referred to in and accompanying the Fund Prospectus subject to the terms and conditions therein. Investments in the Fund are exposed to currency risk and Fund manager's risk. You can obtain a copy of the Fund Prospectus from the head office of Principal Asset Management Berhad or from any of our approved distributors. Product Highlight Sheet ("PHS") is available and that investors have the right to request for a PHS; and the PHS and any other product disclosure document should be read and understood before making any investment decision. There are fees and charges involved in investing in the funds. We suggest that you consider these charges carefully prior to making an investment. Unit prices and income distributions, if any, may fall or rise. Past performance is not reflective of future performance and income distributions are not guaranteed. You are advised to read and understand the contents of the Unit Trust Loan Financing Risk Disclosure Statement before deciding to borrow to purchase units. Where a unit split/distribution is declared, investors are advised that following the issue of additional units/distribution, the NAV per unit will be reduced from pre-unit split NAV/cum-distribution NAV to post-unit split NAV/ex-distribution NAV; and where a unit split is declared, the value of your investment will remain unchanged after the distribution of the additional units.

Carefully consider a fund's objective, risks, charges and expenses.

Visit www.principal.com.my for a prospectus containing this and other information. Please read it carefully before investing.