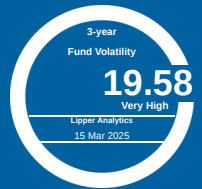


Principal Greater Bay Fund - Class SGD-Hedged

31 March 2025



Fund Objective

The Fund seeks opportunities by investing predominantly in equities of companies who will benefit from the development in the Greater Bay Area to achieve capital appreciation over the medium to long term. The Fund will invest between 70% to 98% (both inclusive) of its NAV primarily in large and/or mid-cap equities (A-shares and/or H-shares) of companies that will benefit from the development in the Greater Bay Area, of which have good growth potential when compared against its peers or the overall market.

Lipper Score

Total Return

Consistent Return



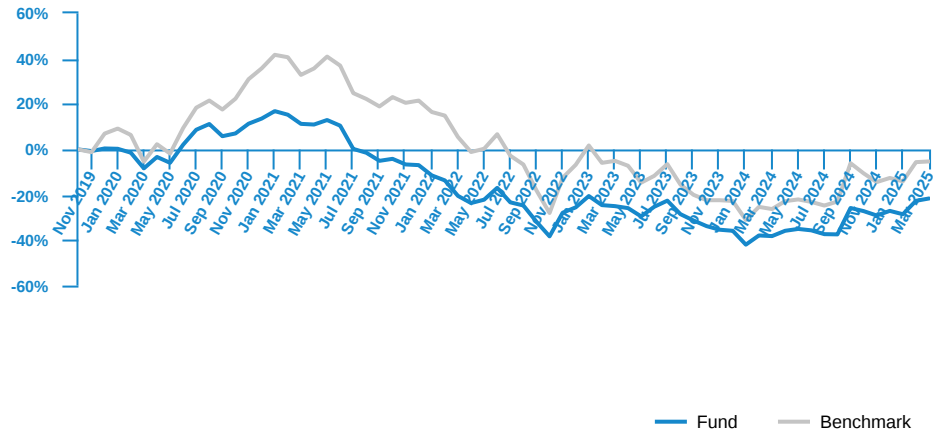
Morningstar Rating



Fund Information

ISIN Code	MYU1001GI005
Lipper ID	68580594
Bloomberg Ticker	PRGRBFS MK
Domicile	Malaysia
Currency	SGD
Base Currency	CNH
Fund Inception	31 Oct 2019
Benchmark	CSI SH-HK-SZ Greater Bay Area Development Thematic Index
Application Fee	Up to 5.00% of the NAV per unit
Management Fee	Up to 1.80% per annum of the NAV
Trustee Fee	Up to 0.045% per annum of the NAV
Fund Size (SGD)	SGD 302.72 thousand
Fund Unit	0.39 million units
NAV per unit (As at 31 Mar 2025)	SGD 0.7761
Initial Offering Period (IOP) Date	21 Nov 2019
Initial Offering Period (IOP) Price	SGD 1.00

Fund Performance



Past performance does not guarantee future results. Asset allocation and diversification do not ensure a profit or protect against a loss.

Cumulative Performance (%)								
	YTD	1M	3M	6M	1Y	3Y	5Y	Since Inception
Fund	7.50	1.33	7.50	5.66	26.84	-1.43	-14.48	-21.60
Benchmark	8.34	0.33	8.34	0.83	28.47	-10.20	0.07	-5.07

Calendar Year Returns (%)						
	2024	2023	2022	2021	2020	2019
Fund	13.69	-13.87	-20.00	-18.06	13.11	N/A
Benchmark	13.10	-17.10	-23.28	-10.46	26.87	N/A

Note: October 2019 to March 2025.

Performance data represents the combined income & capital return as a result of holding units in the fund for the specified length of time, based on bid to bid prices. Earnings are assumed to be reinvested.

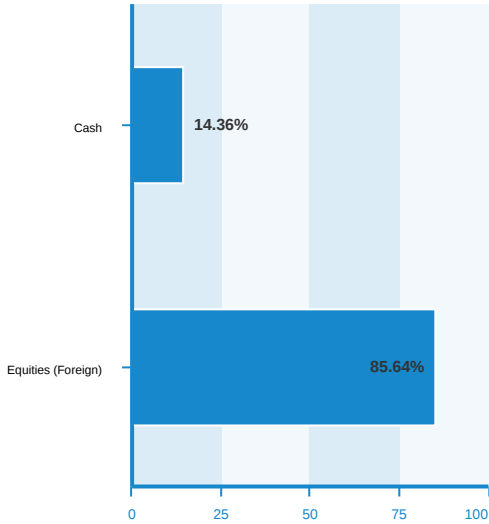
Annualised yield is calculated as the most recent monthly dividend distribution multiplied by the Fund's dividend frequency and divided by the latest NAV.

Source: Lipper

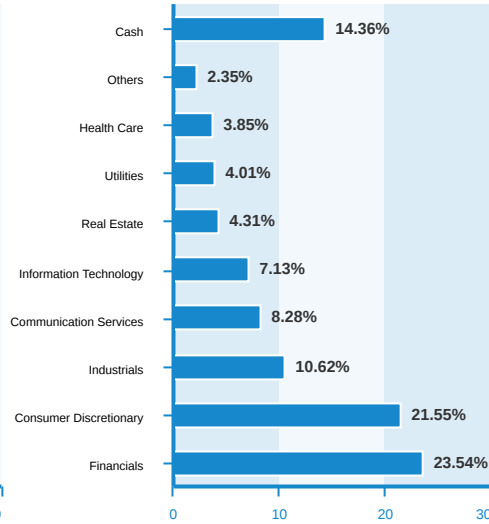
Top Holdings			Fund Risk Statistics	
	Country	% of Net Assets		
Tencent Holdings Ltd	Hong Kong SAR China	8.12	Beta	0.89
BYD Co Ltd	Hong Kong SAR China	6.15	Information Ratio	0.22
Aia Group Ltd	Hong Kong SAR China	4.52	Sharpe Ratio	-0.05
BYD Co Ltd - A Shares	China	3.49	(3 years monthly data)	
Ping An Insurance Group Co - A Shares	China	3.27		
Hong Kong Exchanges and Clearing Ltd	Hong Kong SAR China	3.12		
China Merchants Bank Co Ltd	China	2.44		
Ping An Insurance Group Co	Hong Kong SAR China	2.42		
Luxshare Precision Industry Co Ltd	China	2.30		
Xpeng Inc	Hong Kong SAR China	2.08		

The holdings listed do not constitute a recommendation to purchase or sell a particular security. Any repeated issuer shown means same issuer with different coupon rate and/or maturity date. Cash and/or derivative positions that are not part of the core investment strategy will not be reflected in the top holdings list.

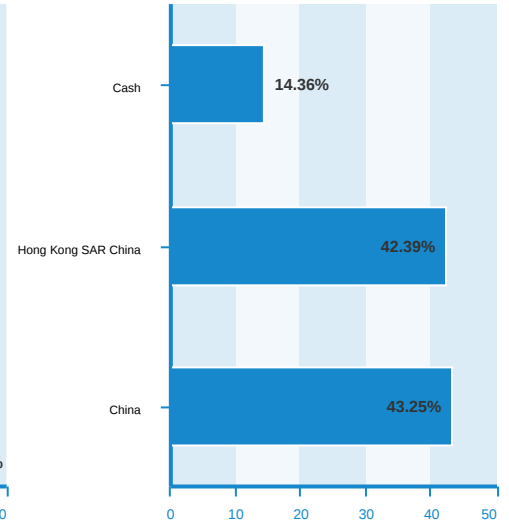
Asset Allocation (%)



Sector Allocation (%)



Regional Allocation (%)



Fund holdings and allocations shown are unaudited and may not be representative of current or future investments. Percentages may not add up to 100% due to rounding and/or inclusion or exclusion of cash will not be reflected in the top holdings list.

We recommend that you read and understand the contents of the Master Prospectus dated 10 July 2023 which has been duly registered with the Securities Commission Malaysia, before investing and that you keep the said Fund Prospectus for your record. Any issue of units to which the Fund Prospectus relates will only be made upon receipt of the completed application form referred to in and accompanying the Fund Prospectus subject to the terms and conditions therein. Investments in the Fund are exposed to stock specific risk, interest rate risk, credit and default risk, country risk, liquidity risk, currency risk and risk associated with investing in CIS. You can obtain a copy of the Fund Prospectus from the head office of Principal Asset Management Berhad or from any of our approved distributors. Product Highlight Sheet ("PHS") is available and that investors have the right to request for a PHS; and the PHS and any other product disclosure document should be read and understood before making any investment decision. There are fees and charges involved in investing in the funds. We suggest that you consider these charges carefully prior to making an investment. Unit prices and income distributions, if any, may fall or rise. Past performance is not reflective of future performance and income distributions are not guaranteed. You are advised to read and understand the contents of the Unit Trust Loan Financing Risk Disclosure Statement before deciding to borrow to purchase units. Where a unit split/distribution is declared, investors are advised that following the issue of additional units/distribution, the NAV per unit will be reduced from pre-unit split NAV/cum-distribution NAV to post-unit split NAV/ex-distribution NAV; and where a unit split is declared, the value of your investment will remain unchanged after the distribution of the additional units.

Carefully consider a fund's objective, risks, charges and expenses.

Visit www.principal.com.my for a prospectus containing this and other information. Please read it carefully before investing.