

Principal Global Titans Fund (formerly known as CIMB-Principal Global Titans Fund) - Class MYR

31 May 2021

Available under the EPF Members Investment Scheme.



Fund Objective

To grow the value of Unit holders' investments over the medium to long-term in an equity fund that invests in the global titans market of the US, Europe and Japan with an exposure to the Malaysian equities market to balance any short term volatilities.

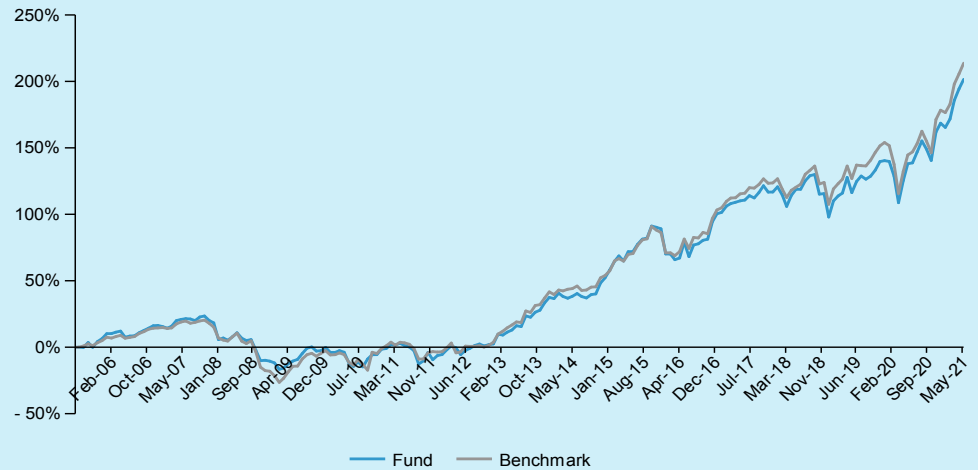
Currency: MYR ISIN Code: MYU1000AD001

Bloomberg Ticker: CIMTTAN MK

Fund Information

Domicile	Malaysia
Base Currency	Ringgit Malaysia
Fund Inception	18 July 2005
Benchmark	42% S&P500 + 36% MSCI Europe + 12% MSCI Japan + 10% CIMB Bank 1-Month Fixed Deposit Rate
Application Fee	Up to 5.50% of the NAV per unit
Management Fee	Up to 1.80% p.a. of the NAV
Trustee Fee	0.07% p.a. of the NAV
Fund Size (MYR)	MYR 424.17 million
NAV per unit (As at 31 May 2021)	MYR 0.8404

Fund Performance



Past performance does not guarantee future results. Asset allocation and diversification do not ensure a profit or protect against a loss.

Cumulative Performance (%)

	YTD	1 Month	3 Months	6 Months	1-Year	3-Year	5-Year	Since Inception
Fund	12.29	2.43	10.96	15.12	26.67	37.84	68.45	201.74
Benchmark	12.71	2.61	10.91	15.63	28.24	42.39	72.95	213.94

Calendar Year Returns (%)

	2020	2019	2018	2017	2016	2015
Fund	11.71	21.43	-8.68	8.16	5.96	24.25
Benchmark	9.58	22.40	-7.21	10.03	9.10	20.78

Most Recent Fund Distributions

	2020 Oct	2019 Oct	2017 Apr	2015 Oct
Gross (Sen/Unit)	2.20	2.01	5.36	5.00
Annualised Yield (%)	3.06	2.91	5.36	6.25

Most Recent Unit Splits

	2017 Apr
Ratio	7:5

Note: July 2005 to May 2021.

Performance data represents the combined income & capital return as a result of holding units in the fund for the specified length of time, based on bid to bid prices. Earnings are assumed to be reinvested.

Annualised yield is calculated as the most recent monthly dividend distribution multiplied by the Fund's dividend frequency and divided by the latest NAV.

Source : Lipper

Top 10 Holdings *

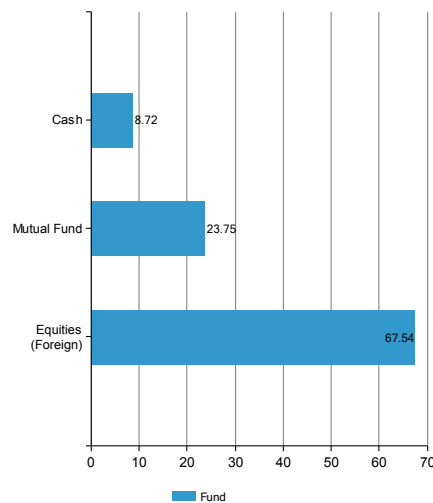
	Country	% of net assets
Apple Inc	United States	2.42
Microsoft Corp	United States	2.23
Amazon.com Inc	United States	1.70
Alphabet Inc	United States	1.54
ASML Holding NV	Europe	1.27
Nestle SA	Europe	1.15
LVMH	Europe	1.04
Facebook Inc	United States	0.96
Roche Holding Ltd	Europe	0.70
Novo Nordisk A/S	Europe	0.64

The holdings listed do not constitute a recommendation to purchase or sell a particular security. Cash and/or derivative positions that are not part of the core investment strategy will not be reflected in the top holdings list.

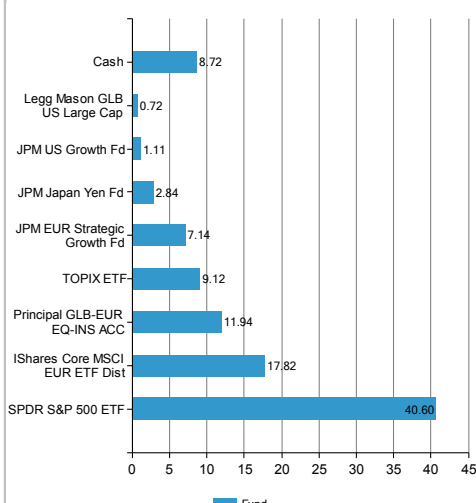
Fund Risk Statistics

Beta	0.99
Information Ratio	-0.22
Sharpe Ratio	0.61
3 years monthly data	

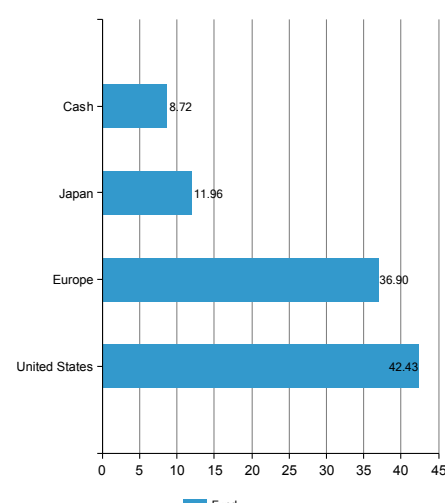
Asset Allocation (%)



Sector Allocation (%) *



Regional Allocation (%) *



* Of the target fund

Source: Factset. Fund holdings and allocations shown are unaudited and may not be representative of current or future investments. Percentages may not add up to 100% due to rounding and/or inclusion or exclusion of cash will not be reflected in the top holdings list.

Fund Manager's Report

The Fund (Class MYR) increased by 2.43% during the month of May 2021, underperforming the benchmark by 18bps.

Despite the rising inflation concerns that Fed might have to tighten earlier due to positive economic data surprises, developed markets were able to gain higher with S&P 500 Index, MSCI Europe Index and MSCI Japan index rising by 1.76%, 5.81% and 3.44% respectively in MYR term. US Dollar and Japanese Yen appreciated by 1.6% and 0.3% whereas the Euro depreciated by 1.7%. The US 10-year bond yield retreated to 1.5704% at the time of writing.

Fundamentals are positive for developed markets. US and Europe manufacturing PMIs continue to rebound higher with faster vaccination rollout and ease of restrictions. Japan PMI is edging slightly lower due to the recent announced state of emergencies and movement restrictions. However, it's showing resilience and is expected to recover as Japan vaccine rollout gathers pace with more vaccines approved, large inoculation centers opened and contracts to acquire more doses of vaccines secured by the government. The 12m forward corporate earnings are revised higher for all developed markets led by US (+4.2%) and Europe (+4.7%). Core PCE rose by 3.1% in April compared to last year and 0.7% higher the past month, both higher than expectation. Wage is rising higher due to labor shortage. However, May nonfarm payrolls is slightly lower than expectations. Unemployment rate fell to 5.8% but labor force participation rate also fell to 61.6%. The Fed has indicated reluctance to start tapering earlier as they see the short-term inflation being transitory and there is still a long way to reach full-employment. Both ECB and BOJ has also indicated no major shift in monetary policy in the foreseeable future.

We maintain overweight in all developed markets as we think the global economy would continue its recovery over the next 12 months with the continued rollout of vaccines and fiscal & monetary policy support. Despite the rising inflation expectations in the near term, we think central banks will stay accommodative until the economy recovery trajectory is ensured, full employment and inflation target is achieved. We are most overweight in Europe as the vaccine rollouts are catching up with US after a slow start and the economies would be positioned for a growth rebound, particularly in the services sector when movement restrictions are eased.

^aBased on the fund's portfolio returns as at 15 May 2021, the Volatility Factor (VF) for this fund is 14.120 and is classified as "High" (source: FIMM). The VF means there is a possibility for the fund in generating an upside return or downside return around this VF. The Volatility Class (VC) is assigned by FIMM based on quintile ranks of VF for qualified funds. VF is subject to monthly revision and VC will be revised every six months. The fund's portfolio may have changed since this date and there is no guarantee that the fund will continue to have the same VF or VC in the future. Presently, only funds launched in the market for at least 36 months will display the VF and its VC.

We recommend that you read and understand the contents of the Prospectus Issue No. M3 dated 1 April 2020, which has been duly registered with the Securities Commission Malaysia, before investing and that you keep the said Master Prospectus for your records. Any issue of units to which the Master Prospectus relates will only be made upon receipt of the completed application form referred to in and accompanying the Master Prospectus, subject to the terms and conditions therein. Investments in the Fund are exposed to country risk, credit and default risk, currency risk, fund manager's risk and stock specific risk. You can obtain a copy of the Master Prospectus from the head office of Principal Asset Management Berhad or from any of our approved distributors. Product Highlight Sheet ("PHS") is available and that investors have the right to request for a PHS; and the PHS and any other product disclosure document should be read and understood before making any investment decision. There are fees and charges involved in investing in the funds. We suggest that you consider these fees and charges carefully prior to making an investment. Unit prices and income distributions, if any, may fall or rise. Past performance is not reflective of future performance and income distributions are not guaranteed. You are also advised to read and understand the contents of the Financing for Investment in Unit Trust Risk Disclosure Statement/Unit Trust Loan Financing Risk Disclosure Statement before deciding to borrow to purchase units. Where a unit split/distribution is declared, you are advised that following the issue of additional units/distribution, the NAV per unit will be reduced from pre-unit split NAV/cum-distribution NAV to post-unit split NAV/ex-distribution NAV; and where a unit split is declared, the value of your investment in Malaysian ringgit will remain unchanged after the distribution of the additional units.

Carefully consider a fund's objective, risks, charges and expenses.

Visit www.principal.com.my for a prospectus containing this and other information. Please read it carefully before investing.

Principal Asset Management Berhad

10th Floor, Bangunan CIMB, Jalan Semantan Damansara Heights, 50490 Kuala Lumpur.

Tel: (603) 2084 8888 Fax: (603) 2084 8899 Website: www.principal.com.my