

# Principal Global Millennial Equity Fund (formerly known as CIMB-Principal Millennial Equity Fund) -Class SGD Hedged

31 May 2021

## Fund Objective

The Fund aims to achieve capital appreciation over the medium to long term through investments primarily in a portfolio of global equities.

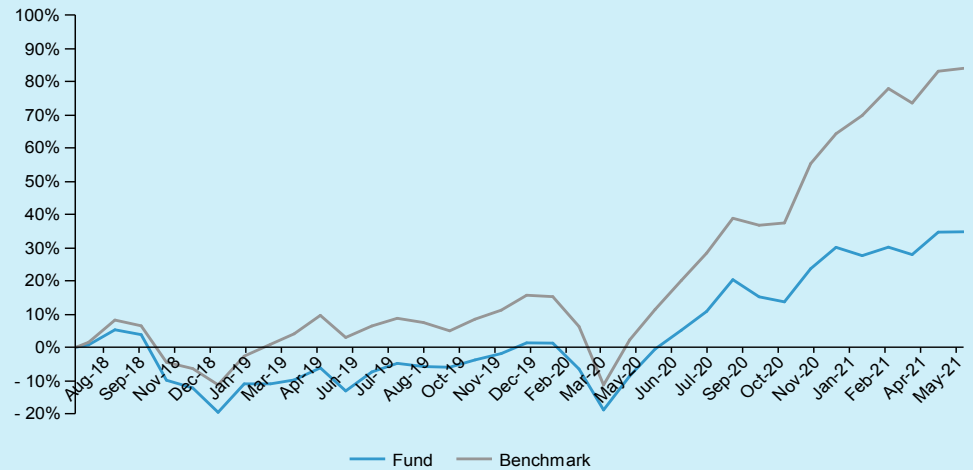
Currency: SGD ISIN Code: MYU1001GB000

Bloomberg Ticker: CIPMESH MK

## Fund Information

Domicile	Malaysia
Base Currency	USD
Fund Inception	31 May 2018
Benchmark	Nasdaq Global Millennial Opportunity Index
Application Fee	Up to 5.50% of the NAV per unit
Management Fee	Up to 1.80% per annum of the NAV of the Class
Trustee Fee	Up to 0.06% per annum
Fund Size (SGD)	SGD 0.08 million
NAV per unit (As at 31 May 2021)	SGD 0.6969
Distribution Frequency	Ad-hoc basis
Trustee	Deutsche Trustees Malaysia Berhad

## Fund Performance



Past performance does not guarantee future results. Asset allocation and diversification do not ensure a profit or protect against a loss.

## Cumulative Performance (%)

	YTD	1 Month	3 Months	6 Months	1-Year	3-Year	5-Year	Since Inception
Fund	3.58	0.07	3.54	8.99	35.48	34.78	N/A	34.78
Benchmark/Target Return	11.98	0.49	3.43	18.50	65.19	84.03	N/A	84.03

## Calendar Year Returns (%)

	2020	2019	2018	2017	2016	2015
Fund	28.39	26.03	N/A	N/A	N/A	N/A
Benchmark	42.06	32.89	N/A	N/A	N/A	N/A

## Most Recent Fund Distributions

	2021 Mar
Gross (Cent/Unit)	10.32
Annualised Yield (%)	8.05

## Most Recent Unit Splits

	2021 Mar
Ratio	7:9

Note: May 2018 to May 2021.

Performance data represents the combined income & capital return as a result of holding units in the fund for the specified length of time, based on bid to bid prices. Earnings are assumed to be reinvested.

Annualised yield is calculated as the most recent monthly dividend distribution multiplied by the Fund's dividend frequency and divided by the latest NAV.

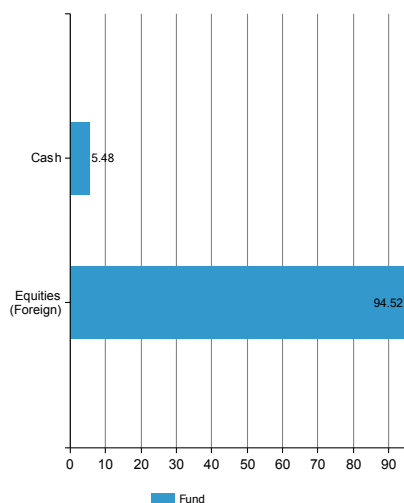
Source : Lipper

## Top 10 Holdings

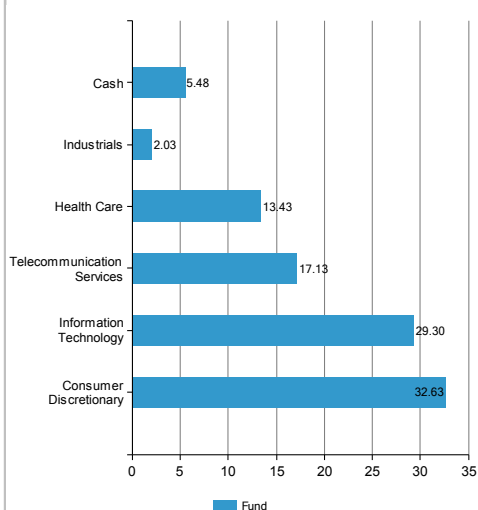
	Country	% of net assets
LI NING ORD	HK, China	3.72
PAYPAL HOLDINGS ORD	United States	3.61
LOGITECH N ORD	Switzerland	3.12
MICROSOFT ORD	United States	2.72
APPLE ORD	United States	2.71
DICKS SPORTING ORD	United States	2.68
ADOBE ORD	United States	2.66
NVIDIA ORD	United States	2.64
SHOPIFY CL A SUB VTG ORD	Canada	2.59
ZOETIS CL A ORD	United States	2.50

The holdings listed do not constitute a recommendation to purchase or sell a particular security. Cash and/or derivative positions that are not part of the core investment strategy will not be reflected in the top holdings list.

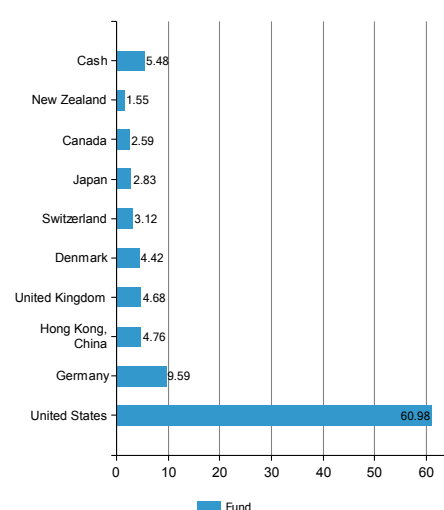
Asset Allocation (%)



Sector Allocation (%)



Regional Allocation (%)



Source: Factset. Fund holdings and allocations shown are unaudited and may not be representative of current or future investments. Percentages may not add up to 100% due to rounding and/or inclusion or exclusion of cash will not be reflected in the top holdings list.

We recommend that you read and understand the contents of Prospectus Issue No. 2 for Principal Global Millennial Equity Fund (formerly known as CIMB-Principal Millennial Equity Fund) dated 16 January 2020, which have been deposited with Securities Commission Malaysia before investing and that you keep the said Prospectus for your record. Any issue of units to which the Information Memorandum relates will only be made upon receipt of the completed application form referred to in and accompanying the Information Memorandum, subject to the terms and conditions therein. The principal risks are returns not guaranteed, general market environment risk, inflation risk, Manager's risk and loan financing risk. The specific risks of the Fund are stock specific risk, country risk, liquidity risk, currency risk, and risk of investing in emerging markets. You can obtain a copy of the Prospectus from the head office of Principal Asset Management Berhad (or from any of our approved distributors. We suggest that you consider these fees and charges carefully prior to making an investment. Unit prices and income distributions, if any, may fall or rise. Past performance is not reflective of future performance and income distributions are not guaranteed. Product Highlight Sheet ("PHS") is available and that investors have the right to request for a PHS; and the PHS and any other product disclosure document should be read and understood before making any investment decision. There are fees and charges involved in investing in the funds . We suggest that you consider these fees and charges carefully prior to making an investment. Unit prices and income distributions, if any, may fall or rise. Past performance is not reflective of future performance and income distributions are not guaranteed. You are also advised to read and understand the contents of the Financing for Investment in Unit Trust Risk Disclosure Statement/Unit Trust Loan Financing Risk Disclosure Statement before deciding to borrow to purchase units. All performance figures have been extracted from Lipper. Where a unit split/distribution is declared, investors are advised that following the issue of additional units/distribution, the NAV per unit will be reduced from pre-unit split NAV/cum-distribution NAV to post-unit split NAV/ex-distribution NAV; and where a unit split is declared, the value of your investment will remain unchanged after the distribution of the additional units.

**Carefully consider a fund's objective, risks, charges and expenses.**  
 Visit [www.principal.com.my](http://www.principal.com.my) for a prospectus containing this and other information. Please read it carefully before investing.