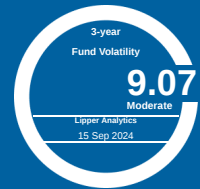


# Principal Global Income Fund - Class SGD-Hedged

30 September 2024




## Fund Objective

The Fund aims to provide income and moderate capital growth through investments in one collective investment scheme, which invests primarily in a diversified portfolio of high yielding debt securities. The Fund is a feeder fund and it invests in a single CIS, i.e. AB FCP I - Global High Yield Portfolio. The Fund will invest at least 95% of its NAV in the Target Fund. The Target Fund will invest primarily, and at any time at least two-thirds of its assets in, a portfolio of high yielding debt securities of issuers located throughout the world, including US issuers and issuers in emerging market countries.

## Fund Information

<b>ISIN Code</b>	MYU1001FX006
<b>Lipper ID</b>	68446966
<b>Bloomberg Ticker</b>	CIMBGIS MK
<b>Domicile</b>	Malaysia
<b>Currency</b>	SGD
<b>Base Currency</b>	USD
<b>Fund Inception</b>	11 Oct 2017
<b>Benchmark</b>	As the Fund feeds into the Target Fund, the Fund compares to the Target Fund for performance comparison purpose. Note: Please note that the Target Fund is benchmark unconstrained, i.e. it will be managed without reference to any specific benchmark.
<b>Application Fee</b>	Up to 3.50% of the NAV per unit
<b>Management Fee</b>	Up to 1.65% per annum of the NAV of the Class
<b>Trustee Fee</b>	0.03% per annum of the NAV of the Fund
<b>Fund Size (SGD)</b>	SGD 262.67 thousand
<b>Fund Unit</b>	0.34 million units
<b>NAV per unit (As at 30 Sep 2024)</b>	SGD 0.7745
<b>Initial Offering Period (IOP) Date</b>	1 Nov 2017
<b>Initial Offering Period (IOP) Price</b>	SGD 1.00

## Fund Performance



Past performance does not guarantee future results. Asset allocation and diversification do not ensure a profit or protect against a loss.

Cumulative Performance (%)								
	YTD	1M	3M	6M	1Y	3Y	5Y	Since Inception
<b>Fund</b>	4.95	0.83	3.62	3.63	11.16	-2.68	3.59	6.01
<b>Benchmark</b>	N/A	N/A	N/A	N/A	N/A	N/A	N/A	N/A

Calendar Year Returns (%)							
	2023	2022	2021	2020	2019	2018	
<b>Fund</b>	7.47	-13.19	2.23	0.57	12.23	-6.49	
<b>Benchmark</b>	N/A	N/A	N/A	N/A	N/A	N/A	N/A

Most Recent Fund Distributions						
	2024 Sep	2024 Jun	2024 Mar	2023 Dec	2023 Sep	2023 Jun
<b>Gross (cent/unit)</b>	1.11	0.91	0.76	0.69	0.70	1.13
<b>Annualised Yield (%)</b>	5.75	4.78	3.96	3.62	3.81	6.07

Note: October 2017 to September 2024.

Performance data represents the combined income & capital return as a result of holding units in the fund for the specified length of time, based on bid to bid prices. Earnings are assumed to be reinvested.

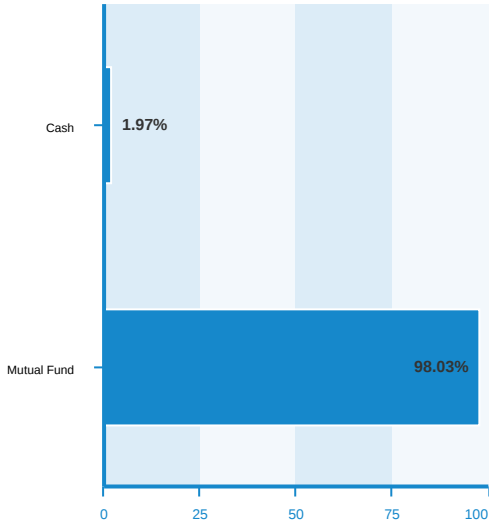
Annualised yield is calculated as the most recent monthly dividend distribution multiplied by the Fund's dividend frequency and divided by the latest NAV.

Source : Lipper

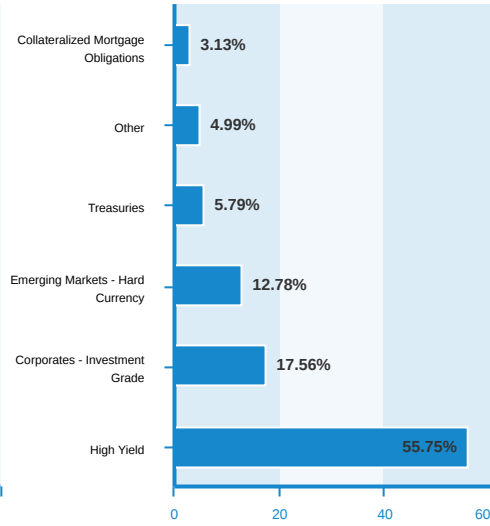
Top Holdings *	Country	% of Net Assets	Fund Risk Statistics	
Ford Motor Co	United States	0.39	<b>Beta</b>	N/A
DaVita Inc	United States	0.34	<b>Information Ratio</b>	N/A
Societe Generale SA	France	0.34	<b>Sharpe Ratio</b>	-0.14
FNMA 17.145	United States	0.33	(3 years monthly data)	
FNMA 15.645	United States	0.32		
Veritas US/Veritas Bermuda	United States	0.32		
Neptune Bidco US Inc	United States	0.32		
NGL Energy Operating / NGL Energy Finance	United States	0.31		
JetBlue Airways Corp / JetBlue Loyalty	United States	0.30		
Prime Security Services Borrower / Prime Finance	United States	0.29		

The holdings listed do not constitute a recommendation to purchase or sell a particular security. Any repeated issuer shown means same issuer with different coupon rate and/or maturity date. Cash and/or derivative positions that are not part of the core investment strategy will not be reflected in the top holdings list.

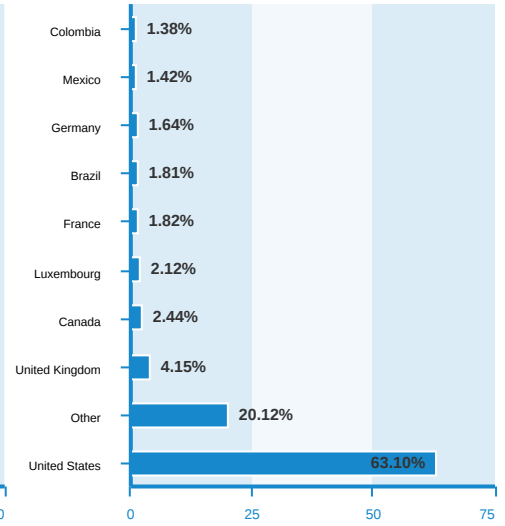
## Asset Allocation (%)



## Sector Allocation (%) \*



## Regional Allocation (%) \*



\* Of the target fund

Fund holdings and allocations shown are unaudited and may not be representative of current or future investments. Percentages may not add up to 100% due to rounding and/or inclusion or exclusion of cash will not be reflected in the top holdings list.

^Based on the fund's portfolio returns as at 15 September 2024, the Volatility Factor (VF) for this fund is 9.07 and is classified as "Moderate" (source: FIMM). The VF means there is a possibility for the fund in generating an upside return or downside return around this VF. The Volatility Class (VC) is assigned by FIMM based on quintile ranks of VF for qualified funds. VF is subject to monthly revision and VC will be revised every six months. The fund's portfolio may have changed since this date and there is no guarantee that the fund will continue to have the same VF or VC in the future. Presently, only funds launched in the market for at least 36 months will display the VF and its VC. We recommend that you read and understand the contents of Information Memorandum No.2 dated 31 December 2019 for the Principal Global Income Fund, which have been deposited with Securities Commission Malaysia before investing and that you keep the said Information Memorandum for your record. Any issue of units to which the Information Memorandum relates will only be made upon receipt of the completed application form referred to in and accompanying the Information Memorandum, subject to the terms and conditions therein. The principal risks are returns not guaranteed, market risk, inflation risk and loan financing risk. The specific risks of the Fund are country risk, currency risk, and Fund manager's risk. You can obtain a copy of the Prospectus from the head office of Principal Asset Management Berhad or from any of our approved distributors. We suggest that you consider these fees and charges carefully prior to making an investment. Unit prices and income distributions, if any, may fall or rise. Past performance is not reflective of future performance and income distributions are not guaranteed. Product Highlight Sheet ("PHS") is available and that investors have the right to request for a PHS; and the PHS and any other product disclosure document should be read and understood before making any investment decision. There are fees and charges involved in investing in the funds. We suggest that you consider these fees and charges carefully prior to making an investment. Unit prices and income distributions, if any, may fall or rise. Past performance is not reflective of future performance and income distributions are not guaranteed. You are also advised to read and understand the contents of the Financing for Investment in Unit Trust Risk Disclosure Statement/Unit Trust Loan Financing Risk Disclosure Statement before deciding to borrow to purchase units. All performance figures have been extracted from Lipper. Where a unit split/distribution is declared, investors are advised that following the issue of additional units/distribution, the NAV per unit will be reduced from pre-unit split NAV/cum-distribution NAV to post-unit split NAV/ex-distribution NAV; and where a unit split is declared, the value of your investment will remain unchanged after the distribution of the additional units.

Carefully consider a fund's objective, risks, charges and expenses.

Visit [www.principal.com.my](http://www.principal.com.my) for a prospectus containing this and other information. Please read it carefully before investing.