

# Principal Global Dynamic Income Fund - Class MYR

31 March 2025

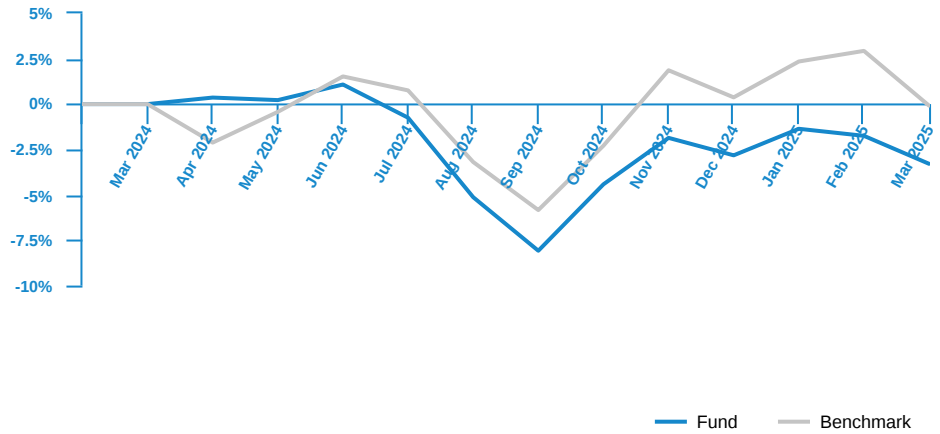
## Fund Objective

The Fund aims to provide income and capital growth through investments in one (1) CIS which invests in a diversified range of assets and markets worldwide including emerging markets. The Fund is a feeder fund that invests at least 85% of its NAV in the Schroder International Selection Fund Dynamic Income USD A Class, a fund of the Schroder International Selection Fund. The Fund may also invest up to 15% of its NAV in liquid assets for liquidity purposes and derivative for the sole purpose of hedging arrangement.

## Fund Information

<b>ISIN Code</b>	MYU0100A8040
<b>Lipper ID</b>	68803571
<b>Bloomberg Ticker</b>	PRGDIMY MK
<b>Domicile</b>	Malaysia
<b>Currency</b>	MYR
<b>Base Currency</b>	USD
<b>Fund Inception</b>	27 Mar 2024
<b>Benchmark</b>	60% MSCI AC World Index (USD) & 40% Bloomberg Global Aggregate USD
<b>Application Fee</b>	Up to 5.00% of the NAV per unit
<b>Management Fee</b>	Up to 1.80% p.a. of the NAV
<b>Trustee Fee</b>	Up to 0.03% p.a. of the NAV
<b>Fund Size (MYR)</b>	MYR 34.56 million
<b>Fund Unit</b>	37.31 million units
<b>NAV per unit (As at 28 Mar 2025)</b>	MYR 0.9354
<b>Initial Offering Period (IOP) Date</b>	17 Apr 2024
<b>Initial Offering Period (IOP) Price</b>	MYR 1.00

## Fund Performance



Past performance does not guarantee future results. Asset allocation and diversification do not ensure a profit or protect against a loss.

Cumulative Performance (%)								
	YTD	1M	3M	6M	1Y	3Y	5Y	Since Inception
<b>Fund</b>	-0.48	-1.57	-0.48	5.21	-3.29	N/A	N/A	-3.29
<b>Benchmark</b>	-0.45	-2.93	-0.45	6.11	-0.08	N/A	N/A	0.00

Calendar Year Returns (%)							
	2024	2023	2022	2021	2020	2019	
<b>Fund</b>	N/A	N/A	N/A	N/A	N/A	N/A	
<b>Benchmark</b>	N/A	N/A	N/A	N/A	N/A	N/A	

Most Recent Fund Distributions						
	2025 Mar	2025 Feb	2025 Jan	2024 Dec	2024 Nov	2024 Oct
<b>Gross (sen/unit)</b>	0.53	0.53	0.53	0.54	0.54	0.52
<b>Annualised Yield (%)</b>	6.80	6.65	6.62	6.76	2.17	1.09

Note: March 2024 to March 2025.

Performance data represents the combined income & capital return as a result of holding units in the fund for the specified length of time, based on bid to bid prices. Earnings are assumed to be reinvested.

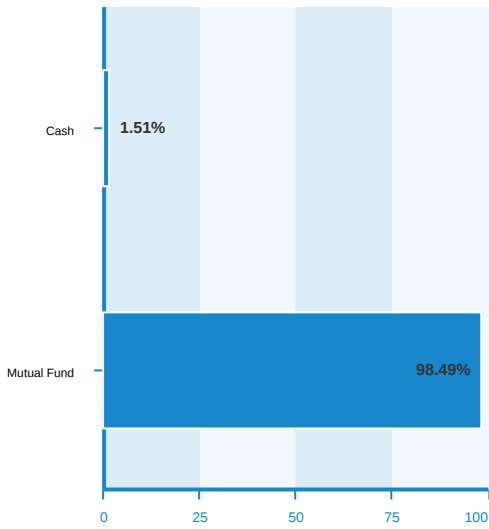
Annualised yield is calculated as the most recent monthly dividend distribution multiplied by the Fund's dividend frequency and divided by the latest NAV.

Source : Lipper

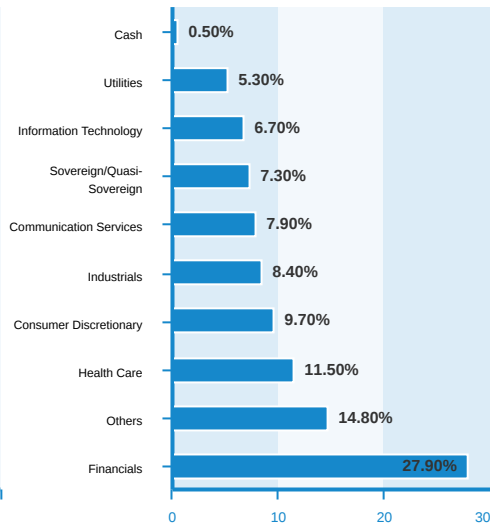
Top Holdings *	Country	% of Net Assets	Fund Risk Statistics	
FNMA 01-11-2053	United States	1.30	<b>Beta</b>	-
Republic of South Africa 31-01-2040	South Africa	0.90	<b>Information Ratio</b>	-
Republic of Indonesia 15-06-2035	Indonesia	0.80	<b>Sharpe Ratio</b>	-
Apple Inc	United States	0.70	(3 years monthly data)	
Eli Lilly	United States	0.70		
Federative Republic of Brazil 01-07-2025	Brazil	0.70		
Électricité de France SA 31-12-2079	France	0.70		
Nvidia Corporation	United States	0.60		
Microsoft Corporation	United States	0.60		
UnitedHealth Group Inc	United States	0.50		

The holdings listed do not constitute a recommendation to purchase or sell a particular security. Any repeated issuer shown means same issuer with different coupon rate and/or maturity date. Cash and/or derivative positions that are not part of the core investment strategy will not be reflected in the top holdings list.

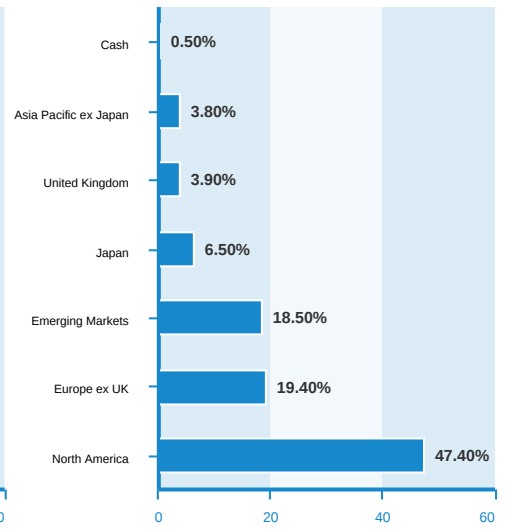
## Asset Allocation (%)



## Sector Allocation (%) \*



## Regional Allocation (%) \*



\* Of the target fund

Fund holdings and allocations shown are unaudited and may not be representative of current or future investments. Percentages may not add up to 100% due to rounding and/or inclusion or exclusion of cash will not be reflected in the top holdings list.

We recommend that you read and understand the contents of the Global Dynamic Income Fund Information Memorandum No.1 dated 27 March 2024, which have been deposited with Securities Commission Malaysia before investing and that you keep the said Information Memorandum for your record. Any issue of units to which the Information Memorandum relates will only be made upon receipt of the completed application form referred to in and accompanying the Information Memorandum, subject to the terms and conditions therein. The principal risks are returns not guaranteed, market risk, inflation risk and loan financing risk. The specific risks of the Target Fund are currency risk, Fund manager's risk and country risk. You can obtain a copy of the Information Memorandum from the head office of Principal Asset Management Berhad or from any of our approved distributors. We suggest that you consider these fees and charges carefully prior to making an investment. Unit prices and income distributions, if any, may fall or rise. Past performance is not reflective of future performance and income distributions are not guaranteed. Product Highlight Sheet ("PHS") is available and that investors have the right to request for a PHS; and the PHS and any other product disclosure document should be read and understood before making any investment decision. There are fees and charges involved in investing in the funds. We suggest that you consider these fees and charges carefully prior to making an investment. Unit prices and income distributions, if any, may fall or rise. Past performance is not reflective of future performance and income distributions are not guaranteed. You are also advised to read and understand the contents of the Financing for Investment in Unit Trust Risk Disclosure Statement/Unit Trust Loan Financing Risk Disclosure Statement before deciding to borrow to purchase units. All performance figures have been extracted from Lipper. Where a unit split/distribution is declared, investors are advised that following the issue of additional units/distribution, the NAV per unit will be reduced from pre-unit split NAV/cum-distribution NAV to post-unit split NAV/ex-distribution NAV; and where a unit split is declared, the value of your investment will remain unchanged after the distribution of the additional units.

Carefully consider a fund's objective, risks, charges and expenses.

Visit [www.principal.com.my](http://www.principal.com.my) for a prospectus containing this and other information. Please read it carefully before investing.