

Principal FTSE China 50 ETF (formerly known as CIMB FTSE China 50)

28 February 2021

Fund Objective

An Exchange-Traded Fund that tracks the FTSE China 50 Index which represents the 50 largest and most liquid Chinese stocks listed and traded on the Hong Kong Stock Exchange.

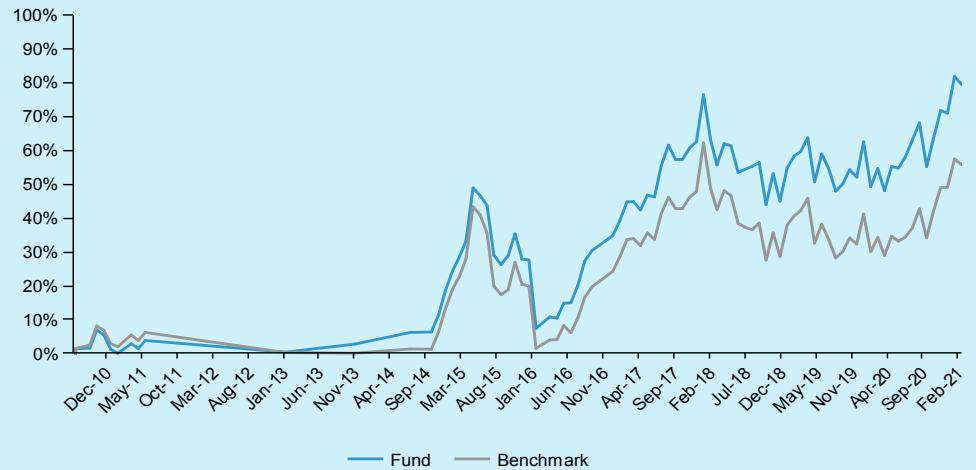
Currency: MYR ISIN Code: MYL0823EA004

Bloomberg Ticker: CIMBC25 MK

Fund Information

Location	Bursa Malaysia Securities Berhad
Domicile	Malaysia
Fund Currency	Ringgit Malaysia (RM)
Fund Size (MYR)	MYR 8.27 million
Fund Unit	4.55 million units
Fund Launch	9 July 2010
Benchmark	FTSE CHINA 50 INDEX
Management Fee	0.60% p.a.**
Unit NAV (MYR)	MYR 1.8184

Fund Performance



Past performance does not guarantee future results. Asset allocation and diversification do not ensure a profit or protect against a loss.

Cumulative Performance (%)

	YTD	1 Month	3 Months	6 Months	1-Year	3-Year	5-Year	Since Inception
Fund	4.90	-1.37	4.45	6.72	16.05	9.96	70.04	79.46
Benchmark	4.46	-1.08	4.57	9.13	15.99	4.72	56.74	55.79

Calendar Year Returns (%)

	2020	2019	2018	2017	2016	2015
Fund	5.23	12.07	-10.79	20.59	5.68	7.71
Benchmark	5.61	9.75	-12.93	18.91	3.66	5.99

Note: July 2010 to February 2021.

Performance data represents the combined income & capital return as a result of holding units in the fund for the specified length of time, based on bid to bid prices. Earnings are assumed to be reinvested.

Source : Lipper

Top 10 Holdings

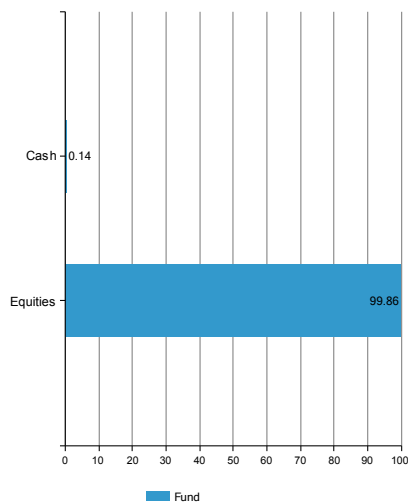
	Country	% of net assets
TENCENT ORD	HK, CHINA	8.65
BABA-SW ORD	HK, CHINA	8.17
MEITUAN-W ORD	HK, CHINA	7.96
JD-SW ORD	HK, CHINA	5.97
CCB ORD H	HK, CHINA	5.64
PING AN ORD H	HK, CHINA	5.10
ICBC ORD H	HK, CHINA	4.32
XIAOMI-W ORD	HK, CHINA	3.72
NTES-S ORD	HK, CHINA	3.49
CM BANK ORD H	HK, CHINA	3.41

The holdings listed do not constitute a recommendation to purchase or sell a particular security. Cash and/or derivative positions that are not part of the core investment strategy will not be reflected in the top holdings list.

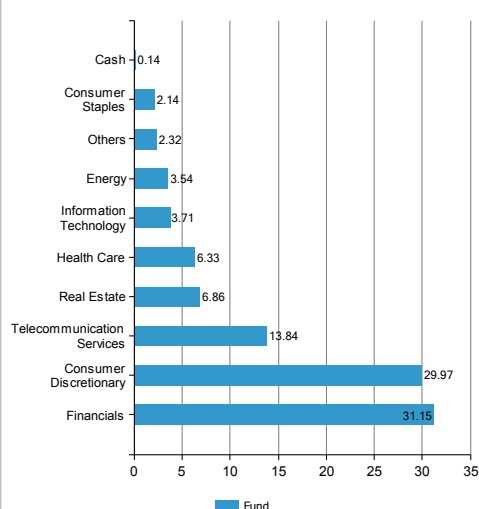
Fund Risk Statistics

Beta	0.40
Information Ratio	0.08
Sharpe Ratio	0.00
3 years monthly data	

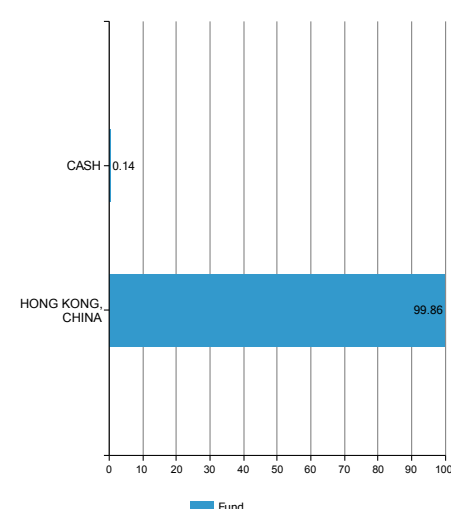
Asset Allocation (%)



Sector Allocation (%)



Regional Allocation (%)



Source: Factset. Fund holdings and allocations shown are unaudited and may not be representative of current or future investments. Percentages may not add up to 100% due to rounding and/or inclusion or exclusion of cash will not be reflected in the top holdings list.

Disclaimer: We recommend that you read and understand the contents of the Principal FTSE China 50 ETF (formerly known as CIMB FTSE China 50) Prospectus dated 9 June 2010, First Supplemental Prospectus dated 16 December 2010, Second Supplemental Prospectus dated 22 September 2014 and Replacement Prospectus issue No.2 dated 30 September 2019 ("Prospectuses"), which have been duly registered with the Securities Commission Malaysia, before investing and that you keep the said Prospectuses for your records. Any issue of units to which the Prospectuses relate to will only be made upon receipt of the completed application form referred to in and accompanying the Prospectuses, subject to the terms and conditions therein. Investments in the Principal FTSE China 50 ETF (formerly known as CIMB FTSE China 50) are exposed to the following risks, which include returns not guaranteed, general market risk, inflation risk, loan financing risk, risk of non-compliance, manager's risk, market risk, passive investment, tracking error risk, creation and redemption through participating dealer only, no prior trading market in the units, minimum creation and redemption size, units may trade at prices other than at Net Asset Value ("NAV") of the Fund, lack of operational history, income distributions are contingent on dividends paid on Authorised Securities, concentration on a particular group of stocks, industry or group of industries, dependence on trading market for Index Securities, lack of discretion by Manager to adapt to market changes, trading in units on Bursa Malaysia Securities Berhad ("Bursa Securities") may be suspended, units may be de-listed from Bursa Securities, risks of investing in financial derivatives, registration or cross-listing of Fund in other markets, suspension of creations and redemptions, timing between pricing, issue and trading, foreign security risk, foreign exchange risk, market disruption events and settlement disruption events, errors or inaccuracies in the Benchmark Index, fluctuations in the Benchmark Index, changes in the composition of and weightings in the Benchmark Index, termination of license to use the Benchmark Index and compilation of the Benchmark Index. This Exchange-Traded Fund is managed by Principal Asset Management Berhad. No representation or warranty is made nor there is acceptance of any responsibility or liability as to its accuracy, completeness or correctness. You can obtain copies of the Prospectuses from any of our participating dealer, placement agent or selling agent. There are fees and charges involved when investing in the Fund. We suggest that you consider these fees and charges carefully prior to making an investment. Unit prices and income distributions, if any, may fall or rise if there is any. Past performance is not reflective of future performance and income distributions are not guaranteed. You are also advised to read and understand the contents of the Unit Trust Loan Financing Risk Disclosure Statement before deciding to borrow to purchase units.

FTSE Disclaimer: FTSE®, "FT-SE®", are trademarks jointly owned by the London Stock Exchange Plc and The Financial Times Limited and are used by FTSE International Limited ("FTSE") under license. The FTSE China 50 Index is calculated by FTSE. FTSE does not sponsor, endorse or promote the CIMB FTSE China 50 ("Fund") and is not in any way connected to it and does not accept any liability in relation to its issue, operation and trading. All copyright and database rights in the index values and constituent list vest in FTSE. The Manager has obtained full license from FTSE to use such copyrights and database rights in the creation of this product.

Carefully consider a fund's objective, risks, charges and expenses.

Visit www.principal.com.my for a prospectus containing this and other information. Please read it carefully before investing.

Principal Asset Management Berhad

10th Floor, Bangunan CIMB, Jalan Semantan Damansara Heights, 50490 Kuala Lumpur.

Tel: (603) 2084 8888 Fax: (603) 2084 8899 Website: www.principal.com.my