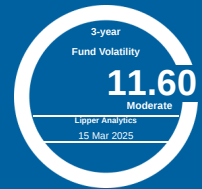


Principal Dynamic Growth Fund - Class SGD

31 March 2025



Fund Objective

The Fund aims to achieve capital appreciation over the medium to long term. The Fund will be managed with the aim of achieving a stable and positive investment returns over the medium to long term regardless of market conditions. As this is an equity fund, under general market conditions, the Fund will invest in equities of companies which we believe will exhibit good growth potential when compared against its peers or the overall market. However, as the Fund adopts a dynamic strategy, the Fund may also be managed defensively. The investment universe of the Fund is unconstrained, but the Fund will generally focus its investment in the Asia Pacific ex Japan region.

Lipper Score

Total Return

4

Consistent Return

4

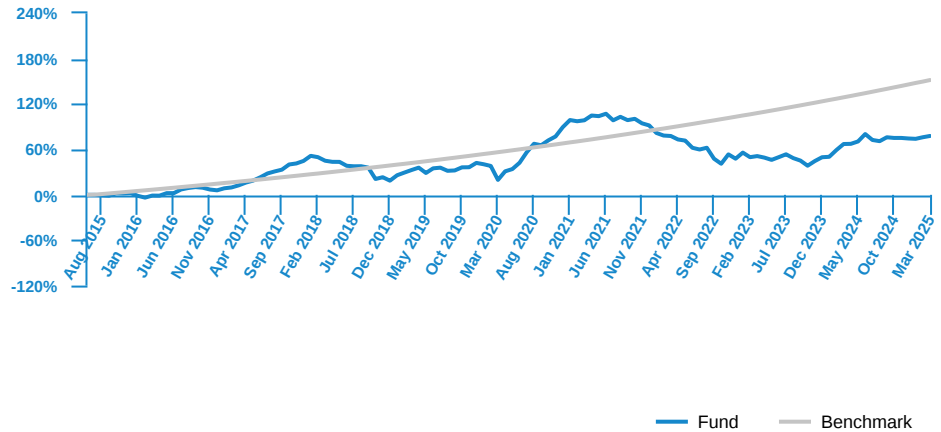
Morningstar Rating



Fund Information

ISIN Code	MYU1001FF003
Lipper ID	68330201
Bloomberg Ticker	CIMDYGS MK
Domicile	Malaysia
Currency	SGD
Base Currency	USD
Fund Inception	22 Jul 2015
Benchmark	The Fund has a target return of ten percent (10%) per annum.
Application Fee	Up to 2.0% of the NAV per Unit
Management Fee	Up to 1.50% per annum of the NAV of the Class
Trustee Fee	0.045% per annum of the NAV of the Class
Fund Size (SGD)	SGD 9.11 million
Fund Unit	5.23 million units
NAV per unit (As at 31 Mar 2025)	SGD 1.7416
Initial Offering Period (IOP) Date	12 Aug 2015
Initial Offering Period (IOP) Price	SGD 1.00

Fund Performance



Past performance does not guarantee future results. Asset allocation and diversification do not ensure a profit or protect against a loss.

Cumulative Performance (%)								
	YTD	1M	3M	6M	1Y	3Y	5Y	Since Inception
Fund	1.92	0.96	1.92	0.99	6.37	0.03	48.53	77.88
Benchmark	2.38	0.81	2.38	4.86	9.98	33.10	61.02	151.83

Calendar Year Returns (%)						
	2024	2023	2022	2021	2020	2019
Fund	16.57	1.30	-22.94	1.22	33.22	19.78
Benchmark	10.00	10.00	10.00	10.00	10.00	10.00

Note: July 2015 to March 2025.

Performance data represents the combined income & capital return as a result of holding units in the fund for the specified length of time, based on bid to bid prices. Earnings are assumed to be reinvested.

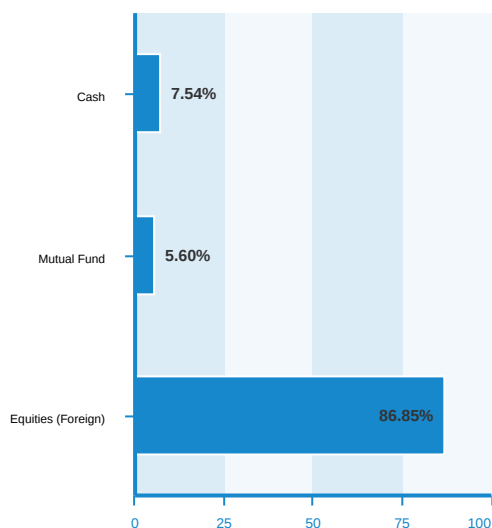
Annualised yield is calculated as the most recent monthly dividend distribution multiplied by the Fund's dividend frequency and divided by the latest NAV.

Source : Lipper

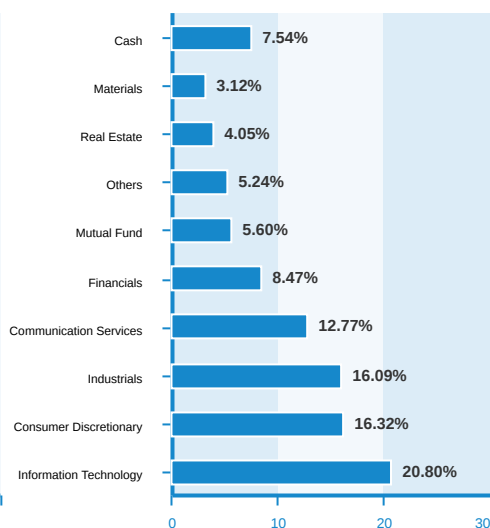
Top Holdings	Country	% of Net Assets	Fund Risk Statistics	
Tencent Holdings Ltd	Hong Kong SAR China	6.88	Beta	N/A
Taiwan Semiconductor Manufacturing	Taiwan	6.62	Information Ratio	-0.21
Alibaba Group Holding Ltd	Hong Kong SAR China	5.06	Sharpe Ratio	-0.08
NEXT FUNDS TOPIX Banks ETF	Japan	3.73	(3 years monthly data)	
XiaoMi Corporation	Hong Kong SAR China	3.31		
Hong Kong Exchanges & Clearing	Hong Kong SAR China	3.10		
Singapore Technologies Engineering	Singapore	3.01		
SEA Ltd	United States	2.95		
SGH Ltd	Australia	2.82		
E Ink Holdings Inc	Taiwan	2.47		

The holdings listed do not constitute a recommendation to purchase or sell a particular security. Any repeated issuer shown means same issuer with different coupon rate and/or maturity date. Cash and/or derivative positions that are not part of the core investment strategy will not be reflected in the top holdings list.

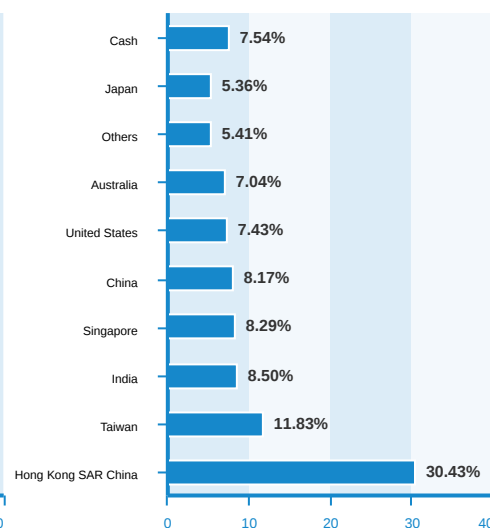
Asset Allocation (%)



Sector Allocation (%)



Regional Allocation (%)



Fund holdings and allocations shown are unaudited and may not be representative of current or future investments. Percentages may not add up to 100% due to rounding and/or inclusion or exclusion of cash will not be reflected in the top holdings list.

Fund Manager's Report

The Fund was up 0.96% in SGD terms in Mar, outperforming the benchmark by 15 bps. YTD, the Fund was up 1.92%, underperforming the benchmark by 46 bps.

The MSCI AC Asia Pacific ex Japan Index declined by 0.71% in March in USD terms. The US trade tariffs on 2 April 2025, came in both higher and broader than expected. The optimistic viewpoint is that tariffs are a negotiating tactic and intended to pave the way for the extension of the Tax Cuts and Jobs Act. But the Trump Administration may want to rewire global trade practices which suggests tariffs are here to stay. There is no policy clarity on whether an off-ramp exists to de-escalate trade tensions. The impact on global growth is hard to dismiss. The sell-off in equity markets has somewhat priced in a slowdown. The downside risk to global growth stems from consumer and business uncertainty, and the impact on inflation expectations. President Trump's tariffs could also lead to a temporary increase in US inflation. There are emerging signs of strain on US consumer spending and question marks around whether the Fed will cut rates if the economy weakens while inflation stays sticky. At the time of writing, China will face cumulative tariffs exceeding 50% and hence the impact on GDP growth can be material. Preliminary estimates from some economists place the GDP impact at 0.5% to 1.0% which means GDP growth could be revised from about 4.5% to say about 3.5 to 4.0%. The tariffs will probably push Beijing to implement stimulative policies on both the fiscal and monetary front to blunt this. The Asian region is in the spotlight because of the trade surplus with US. Each individual country will now need to negotiate with the US on a trade deal. But it will be hard for developing Asia to significantly reduce the trade surplus as the US may not be a producer of their main imports or it may be selling higher value items that the Asian countries cannot afford to buy. Hence diversification is key and our preference is to balance between "growth" and "value". We are invested in value and high dividend yielders across telecoms, consumer staples, materials, real estate and financials, while also invested in companies with more visible growth in technology, healthcare, industrials and internet platforms.

^Based on the fund's portfolio returns as at 15 March 2025, the Volatility Factor (VF) for this fund is 11.6 and is classified as "Moderate" (source: FIMM). The VF means there is a possibility for the fund in generating an upside return or downside return around this VF. The Volatility Class (VC) is assigned by FIMM based on quintile ranks of VF for qualified funds. VF is subject to monthly revision and VC will be revised every six months. The fund's portfolio may have changed since this date and there is no guarantee that the fund will continue to have the same VF or VC in the future. Presently, only funds launched in the market for at least 36 months will display the VF and its VC. We recommend that you read and understand the contents of the Principal Dynamic Growth Fund (formerly known as CIMB-Principal Dynamic Growth Fund) Information Memorandum Issue No.2 dated 31 December 2019 which has been duly registered with the Securities Commission Malaysia, before investing and that you keep the said Information Memorandum for your record. Any issue of units to which the Information Memorandum relates will only be made upon receipt of the completed application form referred to in and accompanying the Information Memorandum, subject to the terms and conditions therein. Investments in the Fund are exposed to stock specific risk, country risk, liquidity risk, currency risk, credit (default) and counterparty risk, interest rate risk and risk of investing in emerging markets. You can obtain a copy of the Information Memorandum from the head office of Principal Asset Management Berhad or from any of our approved distributors. Product Highlight Sheet ("PHS") is available and that investors have the right to request for a PHS; and the PHS and any other product disclosure document should be read and understood before making any investment decision. There are fees and charges involved in investing in the funds. We suggest that you consider these charges carefully prior to making an investment. Unit prices and income distributions, if any, may fall or rise. Past performance is not reflective of future performance and income distributions are not guaranteed. You are advised to read and understand the contents of the Unit Trust Loan Financing Risk Disclosure Statement before deciding to borrow to purchase units. Where a unit split/distribution is declared, investors are advised that following the issue of additional units/distribution, the NAV per unit will be reduced from pre-unit split NAV/cum-distribution NAV to post-unit split NAV/ex-distribution NAV; and where a unit split is declared, the value of your investment in Singapore Dollar will remain unchanged after the distribution of the additional units.

Carefully consider a fund's objective, risks, charges and expenses.

Visit www.principal.com.my for a prospectus containing this and other information. Please read it carefully before investing.