

Principal DALI Equity Growth Fund (formerly known as CIMB Islamic DALI Equity Growth Fund)

31 March 2021

Available under the EPF Members Investment Scheme.



Fund Objective

To achieve consistent capital growth over the medium to long-term.

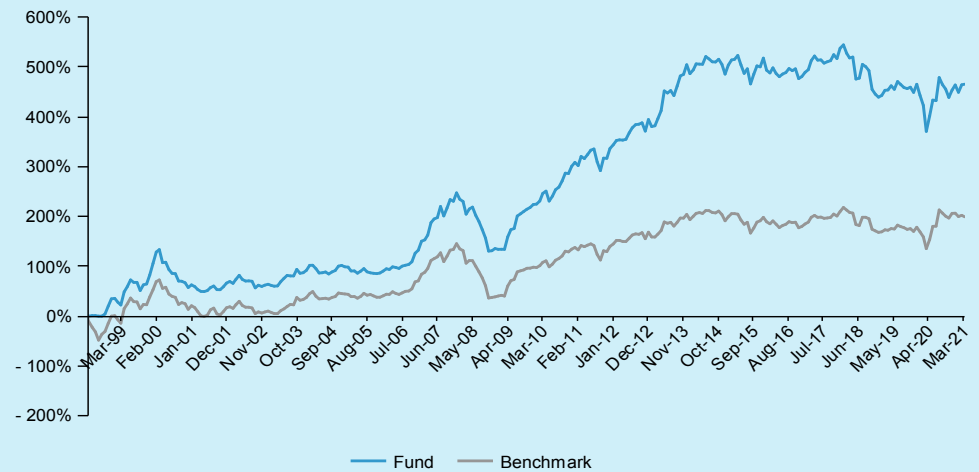
Currency: MYR ISIN Code: MYU1000BB003

Bloomberg Ticker: BHLPPDAI MK

Fund Information

Location	Malaysia
Domicile	Malaysia
Fund Currency	Ringgit Malaysia
Fund Size (MYR)	MYR 2.34 billion
Fund Unit	2.19 billion units
Fund Launch	7 May 1998
Benchmark	FTSE Bursa Malaysia EMAS Shariah Index
Dealing	Daily (as per Bursa Malaysia trading day)
Application Fee	IUTAs: 6.50% of NAV per unit Principal Agency Distributor: 6.50% of NAV per unit
Management Fee	1.50% p.a. of the NAV
Trustee Fee	0.06% p.a. of the NAV
Unit NAV (MYR)	MYR 1.0685

Fund Performance



Past performance does not guarantee future results. Asset allocation and diversification do not ensure a profit or protect against a loss.

Cumulative Performance (%)

	YTD	1 Month	3 Months	6 Months	1-Year	3-Year	5-Year	Since Inception
Fund	0.26	0.21	0.26	1.76	20.09	-8.53	-5.48	465.56
Benchmark	-2.36	-1.01	-2.36	-0.41	27.15	-2.89	2.80	199.36

Calendar Year Returns (%)

	2020	2019	2018	2017	2016	2015
Fund	-0.24	4.80	-15.41	9.80	-5.99	5.50
Benchmark	10.14	3.85	-13.52	10.72	-6.14	2.35

Most Recent Fund Distributions

	2020 Jul	2018 Jul	2017 Jul	2016 Aug	2015 Jul	2014 Jul
Gross (Sen/Unit)	0.76	6.50	6.50	6.50	6.25	7.25
Annualised Yield (%)	0.72	5.49	4.90	4.93	4.36	4.76

Note: May 1998 to March 2021.

Performance data represents the combined income & capital return as a result of holding units in the fund for the specified length of time, based on bid to bid prices. Earnings are assumed to be reinvested.

Annualised yield is calculated as the most recent monthly dividend distribution multiplied by the Fund's dividend frequency and divided by the latest NAV.

Source : Lipper

Top 10 Holdings

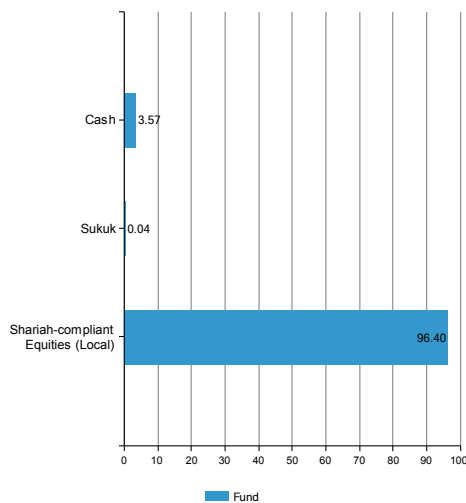
	Country	% of net assets
Tenaga Nasional Bhd	Malaysia	8.00
Sime Darby Plantation Bhd	Malaysia	5.37
Press Metal Aluminium Hldg Bhd	Malaysia	5.11
Petronas Chemicals Group Bhd	Malaysia	4.50
Telekom Malaysia Bhd	Malaysia	4.06
Serba Dinamik Hldgs Bhd	Malaysia	3.97
Dialog Group Bhd	Malaysia	3.79
My Eg Services Bhd	Malaysia	3.38
MISC Bhd	Malaysia	3.10
Time Dotcom Bhd	Malaysia	2.90

The holdings listed do not constitute a recommendation to purchase or sell a particular security. Cash and/or derivative positions that are not part of the core investment strategy will not be reflected in the top holdings list.

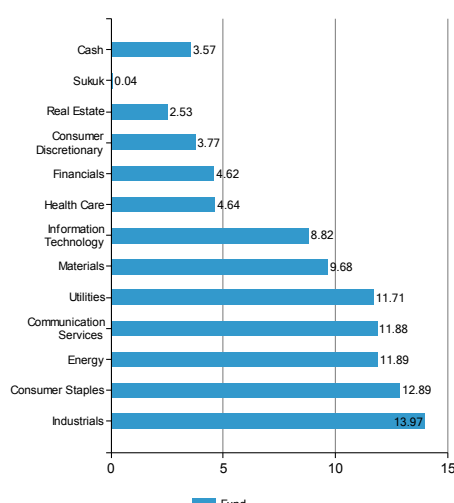
Fund Risk Statistics

Beta	0.85
Information Ratio	-0.55
Sharpe Ratio	-2.91
3 years monthly data	

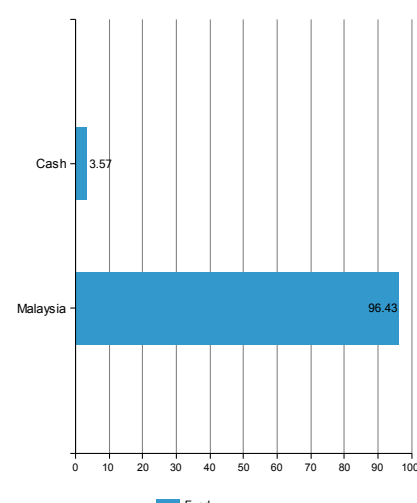
Asset Allocation (%)



Sector Allocation (%)



Regional Allocation (%)



Source: Factset. Fund holdings and allocations shown are unaudited and may not be representative of current or future investments. Percentages may not add up to 100% due to rounding and/or inclusion or exclusion of cash will not be reflected in the top holdings list.

Fund Manager's Report

The Fund rose 0.21% in March 2021, outperforming the benchmark by 1.22%. Stock selection in Industrials, Communication Services and Materials sectors as well as the underweight in Healthcare contributed positively to the fund. YTD, the fund outperformed the Benchmark by 2.62%.

Bank Negara in the recent release of its Annual Report pegs 2021 GDP growth at 6.0-7.5% premised on improved external demand driven by the tech upcycle and containment of Covid19 – daily cases now at low 1,000s versus over 3,000 in February - and with vaccination roll-out well underway. Labour market is improving with strong policy support for businesses and households. There is expectation of a spike in inflation of 2.5-4.0% but the central bank expects to maintain an accommodative monetary policy. Malaysia's manufacturing PMI rose to 49.9 in March from 47.7 in February. These are all promising indicators.

Malaysia corporate earnings for 4Q2020 showed a modest beat and resulted in a slight upgrade of 2021 KLCI earnings. We saw sustained growth in Tech and Gloves, higher commodity prices which benefitted Petrochem and Plantations, and improved sales from the relaxation of movement controls driving Autos. Financials, Utilities, O&G and Construction posted weaker results overall but they (except for Construction) largely met or beat expectations. Unfortunately, KLCI earnings for 2022 were cut by ~2%, largely due to Gloves. Consensus now projects KLCI earnings to grow 48% in 2021 but close to zero in 2022, from a 13% contraction in 2020. Excluding gloves, earnings growth for 2021 and 2022 are 39% and 16% respectively.

We are Neutral on Malaysia considering the balance of risk – improving fiscal position and corporate earnings recovery weighed against near-term political uncertainty. We remain proponents of the reopening theme and thus constructive on sectors such as Cyclical, Commodities and select Transports. We continue to like Tech names due to the structural growth story, but near-term sentiment could be tempered by jitters on interest rates and US-China relations. We are cautious on Gloves as earnings seem to have peaked.

*Based on the fund's portfolio returns as at 15 March 2021, the Volatility Factor (VF) for this fund is 12.870 and is classified as "Moderate" (source: FIMM). The VF means there is a possibility for the fund in generating an upside return or downside return around this VF. The Volatility Class (VC) is assigned by FIMM based on quintile ranks of VF for qualified funds. VF is subject to monthly revision and VC will be revised every six months. The fund's portfolio may have changed since this date and there is no guarantee that the fund will continue to have the same VF or VC in the future. Presently, only funds launched in the market for at least 36 months will display the VF and its VC.

We recommend that you read and understand the contents of the Master Prospectus (Islamic Funds) dated 31 December 2019, which has been duly registered with the Securities Commission Malaysia, before investing and that you keep the said Master Prospectus (Shariah-Compliant Funds) for your records. Any issue of units to which the Master Prospectus (Shariah-Compliant Funds) relates will only be made upon receipt of the completed application form referred to in and accompanying the Master Prospectus (Shariah-Compliant Funds), subject to the terms and conditions therein. Investments in the Fund are exposed to risks associated with investment in warrants and stock specific risk. You can obtain a copy of the Master Prospectus (Shariah-Compliant Funds) from the head office of Principal Asset Management Berhad or from any of our approved distributors. Product Highlight Sheet ("PHS") is available and that investors have the right to request for a PHS; and the PHS and any other product disclosure document should be read and understood before making any investment decision. There are fees and charges involved in investing in the funds. We suggest that you consider these fees and charges carefully prior to making an investment. Unit prices and income distributions, if any, may fall or rise. Past performance is not reflective of future performance and income distributions are not guaranteed. You are also advised to read and understand the contents of the Financing for Investment in Unit Trust Risk Disclosure Statement before deciding to obtain financing to purchase units. Where a unit split/distribution is declared, you are advised that following the issue of additional units/distribution, the NAV per unit will be reduced from pre-unit split NAV/cum-distribution NAV to post-unit split NAV/ex-distribution NAV; and where a unit split is declared, the value of your investment in Malaysian ringgit will remain unchanged after the distribution of the additional units.

Carefully consider a fund's objective, risks, charges and expenses.

Visit www.principal.com.my for a prospectus containing this and other information. Please read it carefully before investing.

Principal Asset Management Berhad

10th Floor, Bangunan CIMB, Jalan Semantan Damansara Heights, 50490 Kuala Lumpur.

Tel: (603) 2084 8888 Fax: (603) 2084 8899 Website: www.principal.com.my